



Turning Movement Count

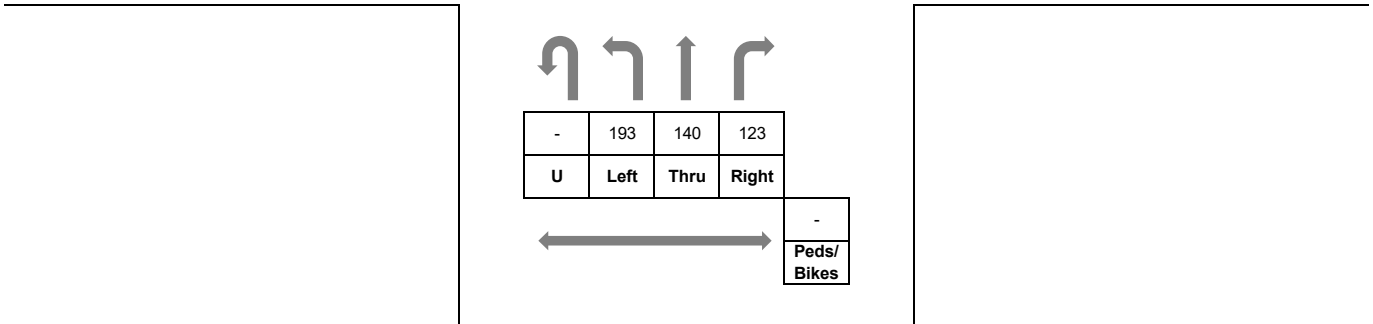
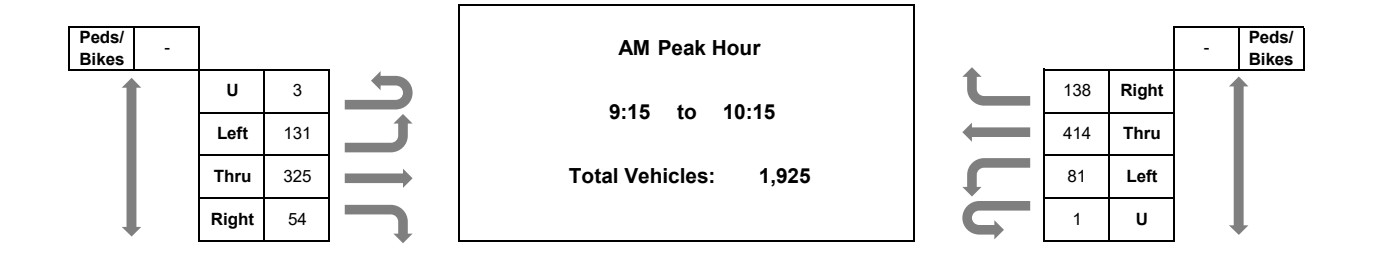
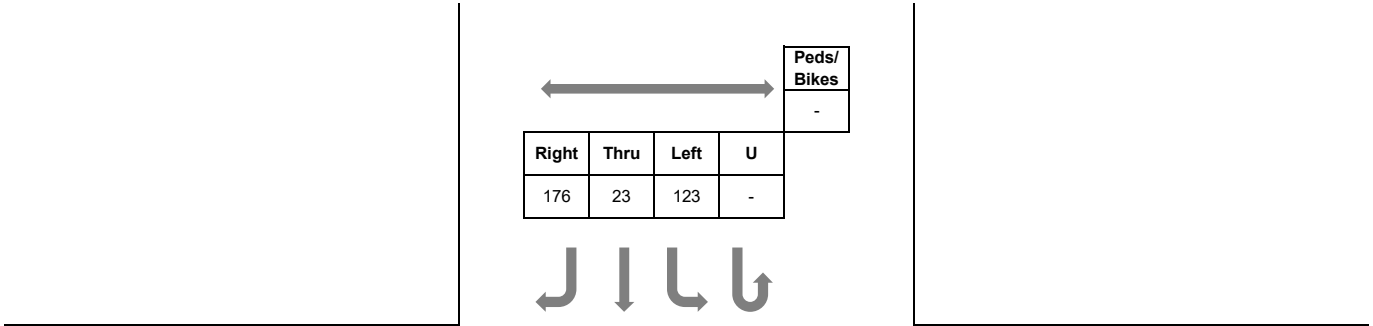
SRF Consulting Group

3701 Wayzata Blvd, Suite 100, Minneapolis, MN 55416

Intersection: CSAH 60 (185th Street) & Kenrick Avenue

Date: 11/9/2024

Start Time	West 185th Street EB					W Leg Peds	West 185th Street WB				E Leg Peds	Kenrick Avenue NB				S Leg Peds	Kenrick Avenue SB				N Leg Peds	15 min Veh. Total	15 min Ped Total
	U	L	T	R	U		L	T	R	U		L	T	R	U		L	T	R				
9:15	-	31	72	13	-	1	16	99	28	-	-	57	32	25	-	-	23	5	38	-	440	-	
9:30	1	29	86	9	-	-	24	106	34	-	-	45	27	31	-	-	32	6	35	-	465	-	
9:45	2	37	86	20	-	-	18	86	49	-	-	45	35	36	-	-	32	8	47	-	501	-	
10:00	-	34	81	12	-	-	23	123	27	-	-	46	46	31	-	-	36	4	56	-	519	-	
Total	3	131	325	54	-	1	81	414	138	-	-	193	140	123	-	-	123	23	176	-	1,925	-	
PHF	0.38	0.89	0.94	0.68	-	0.25	0.84	0.84	0.70	-	-	0.85	0.76	0.85	-	-	0.85	0.72	0.79	-	0.93	-	
Trucks	-	2%	1%	-	-	-	25%	1%	-	-	-	1%	1%	15%	-	-	-	-	2%	-	3%	-	





Turning Movement Count

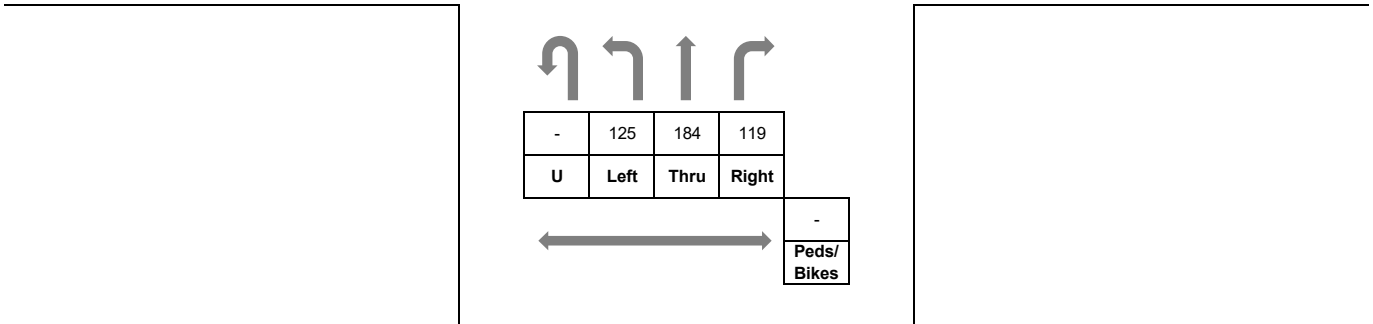
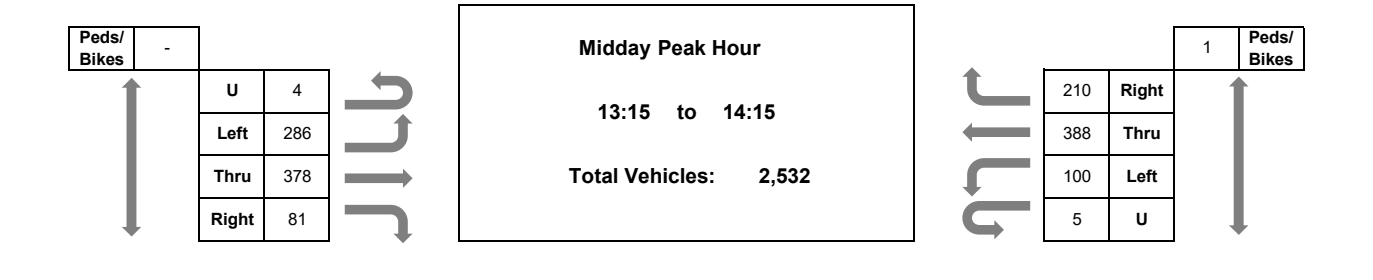
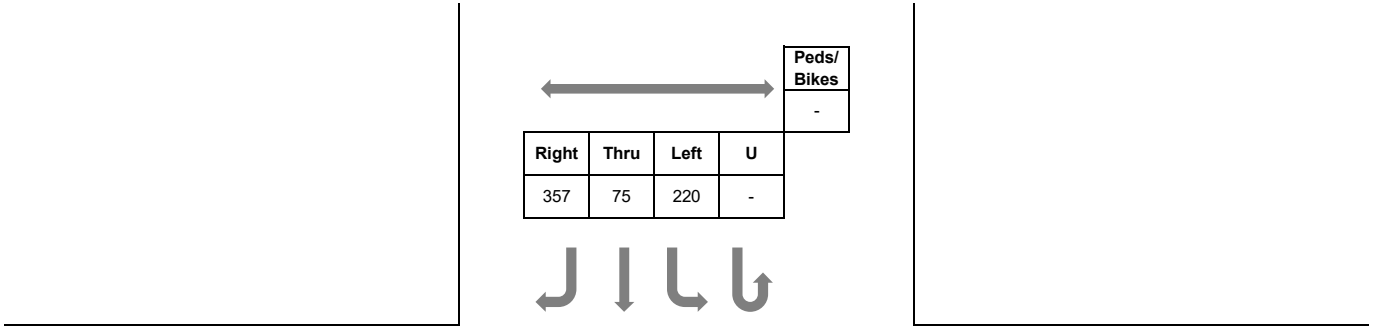
SRF Consulting Group

3701 Wayzata Blvd, Suite 100, Minneapolis, MN 55416

Intersection: CSAH 60 (185th Street) & Kenrick Avenue

Date: 11/9/2024

Start Time	West 185th Street EB					W Leg Peds	West 185th Street WB					E Leg Peds	Kenrick Avenue NB				S Leg Peds	Kenrick Avenue SB				N Leg Peds	15 min Veh. Total	15 min Ped Total
	U	L	T	R	U		L	T	R	U	L		T	R	U	L		T	R					
13:15	3	73	91	19	-	2	25	98	69	-	-	-	31	47	35	-	-	-	46	19	87	-	645	-
13:30	-	71	89	20	-	1	21	112	48	-	-	-	35	47	32	-	-	-	57	17	71	-	621	-
13:45	-	82	94	21	-	1	33	91	49	-	-	-	26	42	20	-	-	-	54	13	109	-	635	-
14:00	1	60	104	21	-	1	21	87	44	1	-	-	33	48	32	-	-	-	63	26	90	-	631	1
Total	4	286	378	81	-	5	100	388	210	1	-	-	125	184	119	-	-	-	220	75	357	-	2,532	1
PHF	0.33	0.87	0.91	0.96	-	0.63	0.76	0.87	0.76	-	-	-	0.89	0.96	0.85	-	-	-	0.87	0.72	0.82	-	0.98	-
Trucks	-	-	1%	2%	-	-	7%	1%	-	-	-	-	1%	-	11%	-	-	-	1%	-	-	-	1%	-





Turning Movement Count

SRF Consulting Group

3701 Wayzata Blvd, Suite 100, Minneapolis, MN 55416

Intersection: CSAH 60 (185th Street) & Kenrick Avenue

Date: 11/9/2024

Start Time	West 185th Street EB					W Leg Peds	West 185th Street WB					E Leg Peds	Kenrick Avenue NB				S Leg Peds	Kenrick Avenue SB				N Leg Peds	15 min Veh. Total	15 min Ped Total
	U	L	T	R	U		L	T	R	U	L		T	R	U	L		T	R	U	L			
14:00	1	60	104	21	-	1	21	87	44	1	-	33	48	32	-	-	63	26	90	-	631	1		
14:15	-	58	83	32	-	-	18	85	45	1	-	49	39	45	-	-	67	23	99	-	643	1		
14:30	-	72	105	22	-	-	21	103	44	-	-	35	32	41	-	-	54	17	98	-	644	-		
14:45	-	70	105	23	-	-	14	97	47	-	-	30	41	39	-	-	61	16	93	-	636	-		
Total	1	260	397	98	-	1	74	372	180	2	-	147	160	157	-	-	245	82	380	-	2,554	2		
PHF	0.25	0.90	0.95	0.77		0.25	0.88	0.90	0.96			0.75	0.83	0.87			0.91	0.79	0.96		0.99			
Trucks	-	-	1%	4%		-	3%	-	-			-	1%	-	4%		-	-	-		1%			

