



Turning Movement Count

SRF Consulting Group

3701 Wayzata Blvd, Suite 100, Minneapolis, MN 55416

Intersection: I-35 & CSAH 50 (Kenwood Trail) West Ramp

Date: 10/2/2024

Start Time	EB					W Leg Peds	I-35 Off-Ramp WB				E Leg Peds	CSAH 50 NB				S Leg Peds	CSAH 50 SB				N Leg Peds	15 min Veh. Total	15 min Ped Total
	U	L	T	R	U		L	T	R	U		L	T	R	U		L	T	R				
6:00	-	-	-	-	-	-	-	31	-	4	-	-	7	34	-	-	-	-	15	18	-	109	-
6:15	-	-	-	-	-	2	-	26	-	9	-	-	12	54	-	-	-	-	28	22	-	151	2
6:30	-	-	-	-	-	-	-	56	-	7	-	-	8	71	-	-	-	-	49	29	-	220	-
6:45	-	-	-	-	-	-	-	66	-	8	-	-	19	88	-	-	-	-	64	20	-	265	-
7:00	-	-	-	-	-	2	-	85	2	14	-	-	10	74	-	-	-	-	69	15	-	269	2
7:15	-	-	-	-	-	-	-	57	1	18	-	-	18	94	-	-	-	-	53	26	-	267	-
7:30	-	-	-	-	-	-	-	87	-	8	-	-	16	125	-	-	-	-	70	46	-	352	-
7:45	-	-	-	-	-	-	-	81	-	21	-	-	16	149	-	-	-	-	89	40	-	396	-
8:00	-	-	-	-	-	1	-	86	3	15	-	-	14	115	-	-	-	-	60	21	1	314	2
8:15	-	-	-	-	-	-	-	76	-	17	-	2	15	128	-	-	-	-	49	32	-	319	-
8:30	-	-	-	-	-	-	-	88	-	15	-	-	17	64	-	-	-	-	69	23	-	276	-
8:45	-	-	-	-	-	-	-	81	1	11	-	1	16	103	-	-	-	-	62	26	-	301	-
9:00	-	-	-	-	-	-	-	81	-	16	-	2	17	71	-	-	-	-	64	26	-	277	-
9:15	-	-	-	-	-	1	-	80	-	9	-	1	13	74	-	-	-	-	83	30	-	290	1
9:30	-	-	-	-	-	-	-	76	-	14	-	1	20	69	-	-	-	-	63	26	-	269	-
9:45	-	-	-	-	-	-	-	88	1	14	-	2	21	76	-	-	-	-	55	17	-	274	-
10:00	-	-	-	-	-	1	-	78	-	18	-	1	18	70	-	-	-	-	74	33	-	292	1
10:15	-	-	-	-	-	-	-	67	1	12	-	-	26	66	-	-	-	-	62	27	-	261	-
10:30	-	-	-	-	-	-	-	85	1	22	-	-	22	70	-	-	-	-	65	31	-	296	-
10:45	-	-	-	-	-	1	-	88	-	21	-	1	24	78	-	-	-	-	77	24	1	313	2
11:00	-	-	-	-	-	-	-	84	1	27	-	1	16	86	-	-	-	-	59	28	-	302	-
11:15	-	-	-	-	-	1	-	102	-	16	-	1	27	74	-	-	-	-	67	25	-	312	1
11:30	-	-	-	-	-	-	-	106	-	28	-	1	24	80	-	-	-	-	74	25	-	338	-
11:45	-	-	-	-	-	-	-	118	-	18	-	1	33	77	-	-	1	-	82	30	-	360	-
12:00	-	-	-	-	-	-	-	97	-	14	-	1	39	90	-	-	-	-	67	37	-	345	-
12:15	-	-	-	-	-	-	-	131	-	21	-	-	35	84	-	-	-	-	92	29	2	392	2
12:30	-	-	-	-	-	-	-	125	2	25	-	1	30	84	-	-	-	-	65	34	-	366	-
12:45	-	-	-	-	-	-	-	111	-	13	-	2	28	74	-	-	-	-	64	36	-	328	-
13:00	-	-	-	-	-	-	-	116	1	20	-	-	38	79	-	-	-	-	81	36	-	371	-
13:15	-	-	-	-	-	-	-	137	1	17	-	-	25	81	-	-	-	-	78	36	-	375	-
13:30	-	-	-	-	-	-	-	140	1	29	-	2	28	75	-	-	-	-	75	26	-	376	-
13:45	-	-	-	-	-	-	-	158	2	24	-	1	29	80	-	-	-	-	94	29	1	417	1
14:00	-	-	-	-	-	-	-	133	1	26	-	1	46	75	-	-	-	-	69	30	-	381	-
14:15	-	-	-	-	-	-	-	168	1	17	-	-	30	86	-	-	-	-	94	32	-	428	-
14:30	-	-	-	-	-	1	-	153	-	12	1	2	33	98	-	-	-	-	98	44	-	440	2
14:45	-	-	-	-	-	1	-	164	1	22	-	3	38	113	-	-	-	-	91	39	1	471	2
15:00	-	-	-	-	-	-	-	140	1	23	-	-	48	107	-	-	-	-	95	34	-	448	-
15:15	-	-	-	-	-	-	-	190	-	26	-	2	30	111	-	-	-	-	113	53	-	525	-
15:30	-	-	-	-	-	-	-	183	4	22	-	1	43	104	-	-	-	-	99	55	1	511	1
15:45	-	-	-	-	-	-	-	221	1	23	-	3	51	83	-	-	-	-	107	53	-	542	-
16:00	-	-	-	-	-	1	-	203	1	19	-	-	46	113	-	-	-	-	123	70	1	575	2
16:15	-	-	-	-	-	-	-	174	-	17	-	1	39	112	-	-	-	-	112	68	-	523	-
16:30	-	-	-	-	-	-	-	216	-	15	-	-	38	122	-	-	-	-	121	60	-	572	-
16:45	-	-	-	-	-	-	-	204	1	20	-	1	58	105	-	-	-	-	123	71	-	583	-
17:00	-	-	-	-	-	-	-	247	3	21	-	-	36	124	-	-	-	-	100	54	-	585	-
17:15	-	-	-	-	-	1	-	240	2	31	-	-	34	117	-	-	-	-	123	59	-	606	1
17:30	-	-	-	-	-	2	-	209	-	27	-	2	42	117	-	-	-	-	112	48	-	557	2
17:45	-	-	-	-	-	-	-	191	-	20	-	-	41	102	-	-	-	-	90	35	-	479	-
18:00	-	-	-	-	-	-	-	151	-	21	-	2	44	109	-	-	-	-	103	35	-	465	-
18:15	-	-	-	-	-	1	-	158	2	13	-	1	53	90	-	-	1	-	80	39	-	437	1
18:30	-	-	-	-	-	-	-	121	1	14	-	2	38	88	-	-	-	-	75	27	-	366	-
18:45	-	-	-	-	-	2	-	120	-	20	-	-	32	88	-	-	-	-	72	28	-	360	2
Total	-	-	-	-	-	18	-	6,474	37	934	1	43	1,501	4,701	-	-	2	-	4,118	1,837	8	19,647	27
Trucks	-	-	-	-	-	-	-	1%	5%	2%	-	-	0%	2%	-	-	-	-	2%	3%	-	2%	-

Turning Movement Count

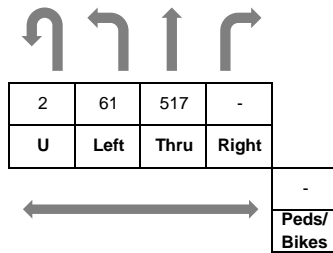
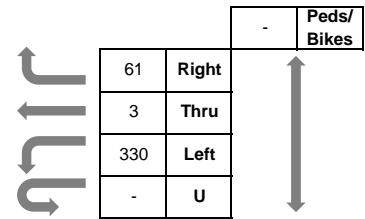
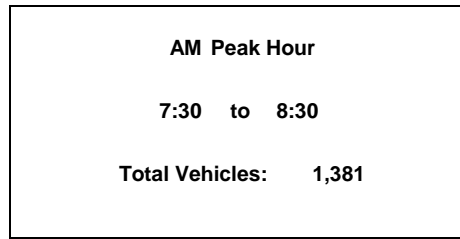
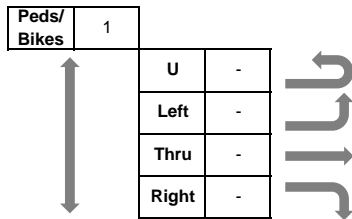
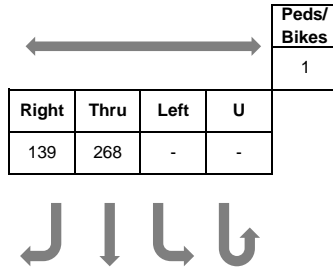
SRF Consulting Group

3701 Wayzata Blvd, Suite 100, Minneapolis, MN 55416

Intersection: I-35 & CSAH 50 (Kenwood Trail) West Ramp

Date: 10/2/2024

Start Time	-					I-35 Off-Ramp WB					CSAH 50 NB					CSAH 50 SB					15 min Veh. Total	15 min Ped Total
	U	L	T	R	W Leg Peds	U	L	T	R	E Leg Peds	U	L	T	R	S Leg Peds	U	L	T	R	N Leg Peds		
7:30	-	-	-	-	-	-	87	-	8	-	-	16	125	-	-	-	-	70	46	-	352	-
7:45	-	-	-	-	-	-	81	-	21	-	-	16	149	-	-	-	-	89	40	-	396	-
8:00	-	-	-	-	1	-	86	3	15	-	-	14	115	-	-	-	-	60	21	1	314	2
8:15	-	-	-	-	-	-	76	-	17	-	2	15	128	-	-	-	-	49	32	-	319	-
Total	-	-	-	-	1	-	330	3	61	-	2	61	517	-	-	-	-	268	139	1	1,381	2
PHF	-	-	-	-	-	-	0.95	0.25	0.73	-	0.25	0.95	0.87	-	-	-	-	0.75	0.76	-	0.87	-
Trucks	-	-	-	-	-	-	2%	-	7%	-	-	2%	2%	-	-	-	-	2%	2%	-	2%	-





Turning Movement Count

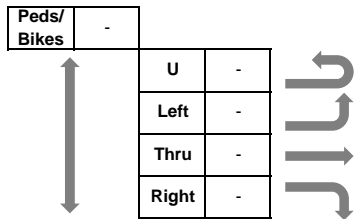
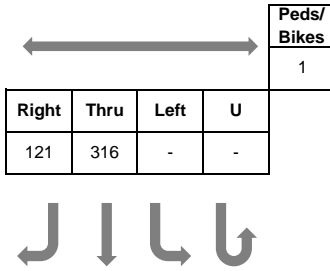
SRF Consulting Group

3701 Wayzata Blvd, Suite 100, Minneapolis, MN 55416

Intersection: I-35 & CSAH 50 (Kenwood Trail) West Ramp

Date: 10/2/2024

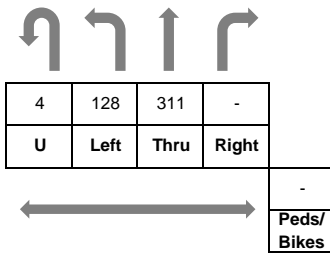
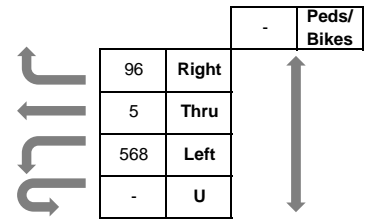
Start Time	-					W Leg Peds	I-35 Off-Ramp WB				E Leg Peds	CSAH 50 NB				S Leg Peds	CSAH 50 SB				N Leg Peds	15 min Veh. Total	15 min Ped Total
	U	L	T	R	U		L	T	R	U		L	T	R	U		L	T	R				
13:15	-	-	-	-	-	-	137	1	17	-	-	25	81	-	-	-	-	78	36	-	375	-	
13:30	-	-	-	-	-	-	140	1	29	-	2	28	75	-	-	-	-	75	26	-	376	-	
13:45	-	-	-	-	-	-	158	2	24	-	1	29	80	-	-	-	-	94	29	1	417	1	
14:00	-	-	-	-	-	-	133	1	26	-	1	46	75	-	-	-	-	69	30	-	381	-	
Total	-	-	-	-	-	-	568	5	96	-	4	128	311	-	-	-	-	316	121	1	1,549	1	
PHF	-	-	-	-	-	-	0.90	0.63	0.83	-	0.50	0.70	0.96	-	-	-	-	0.84	0.84	-	0.93	-	
Trucks	-	-	-	-	-	-	2%	20%	3%	-	-	-	3%	-	-	-	-	3%	2%	-	2%	-	



Midday Peak Hour

13:15 to 14:15

Total Vehicles: 1,549





Turning Movement Count

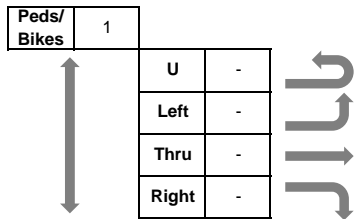
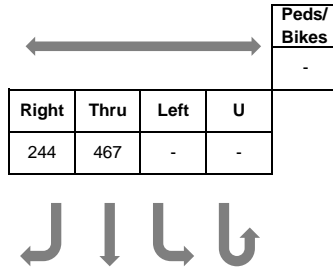
SRF Consulting Group

3701 Wayzata Blvd, Suite 100, Minneapolis, MN 55416

Intersection: I-35 & CSAH 50 (Kenwood Trail) West Ramp

Date: 10/2/2024

Start Time	-					I-35 Off-Ramp WB					CSAH 50 NB					CSAH 50 SB					15 min Veh. Total	15 min Ped Total		
	U	L	T	R	W Leg Peds	U	L	T	R	E Leg Peds	U	L	T	R	S Leg Peds	U	L	T	R	N Leg Peds				
16:30	-	-	-	-	-	-	216	-	15	-	-	-	38	122	-	-	-	-	-	121	60	-	572	-
16:45	-	-	-	-	-	-	204	1	20	-	-	1	58	105	-	-	-	-	-	123	71	-	583	-
17:00	-	-	-	-	-	-	247	3	21	-	-	-	36	124	-	-	-	-	-	100	54	-	585	-
17:15	-	-	-	-	1	-	240	2	31	-	-	-	34	117	-	-	-	-	-	123	59	-	606	1
Total	-	-	-	-	1	-	907	6	87	-	-	1	166	468	-	-	-	-	-	467	244	-	2,346	1
PHF	-	-	-	-	-	-	0.92	0.50	0.70	-	-	0.25	0.72	0.94	-	-	-	-	-	0.95	0.86	-	0.97	-
Trucks	-	-	-	-	-	-	1%	-	2%	-	-	-	1%	1%	-	-	-	-	-	0%	2%	-	1%	-



PM Peak Hour
16:30 to 17:30

Total Vehicles: 2,346

