



Turning Movement Count

SRF Consulting Group

3701 Wayzata Blvd, Suite 100, Minneapolis, MN 55416

Intersection: CSAH 50 (Kenwood Trail) & Jubilee Way

Date: 10/2/2024

Start Time	Jubilee Way EB					W Leg Peds	Jubilee Way WB				E Leg Peds	CSAH 50 NB				S Leg Peds	CSAH 50 SB				N Leg Peds	15 min Veh. Total	15 min Ped Total
	U	L	T	R	U		L	T	R	U		L	T	R	U		L	T	R				
6:00	-	4	1	1	-	-	3	1	4	-	-	3	128	11	-	-	3	28	-	-	187	-	
6:15	-	8	-	1	-	-	6	-	7	-	-	-	161	17	-	-	6	39	3	-	248	-	
6:30	-	5	-	2	-	-	8	-	19	-	-	-	210	20	-	-	4	71	-	-	339	-	
6:45	-	14	-	1	-	-	16	-	9	-	-	-	214	33	-	-	5	116	1	-	409	-	
7:00	-	5	2	2	-	-	15	-	17	-	-	1	282	31	-	-	17	123	2	-	497	-	
7:15	-	7	1	2	-	-	24	-	22	2	-	-	351	60	-	-	9	90	-	-	566	2	
7:30	-	12	-	1	1	-	30	-	22	-	-	-	335	42	-	-	8	106	6	-	562	1	
7:45	-	6	1	2	1	-	22	-	15	-	1	4	348	51	-	-	5	142	-	-	597	1	
8:00	-	9	-	-	-	-	26	-	17	-	-	1	320	52	-	2	6	104	2	-	539	-	
8:15	-	13	2	1	-	-	28	-	21	-	-	1	225	32	-	-	5	96	2	-	426	-	
8:30	-	1	2	1	-	-	32	1	15	-	-	-	203	44	-	3	3	102	4	-	411	-	
8:45	-	3	3	1	-	1	25	1	21	-	1	-	197	41	-	-	11	106	1	-	412	-	
9:00	-	5	1	-	-	-	20	-	19	-	-	1	158	32	1	1	7	103	4	-	351	1	
9:15	-	4	-	2	2	-	25	-	16	-	-	-	184	42	1	-	18	110	3	1	404	4	
9:30	-	4	1	1	-	-	30	-	23	1	-	1	172	24	-	5	14	95	1	-	371	1	
9:45	-	3	1	-	-	-	21	1	17	-	2	3	167	43	-	2	17	102	1	-	380	-	
10:00	-	5	2	-	-	-	22	2	28	-	-	2	151	37	1	-	12	80	2	-	343	1	
10:15	-	6	1	-	-	-	39	1	21	-	-	1	138	40	-	2	10	105	3	-	367	-	
10:30	-	4	-	-	1	-	32	1	12	-	1	1	144	36	3	2	14	97	-	-	344	4	
10:45	-	10	1	1	-	-	29	1	15	-	-	1	149	33	-	3	13	117	3	-	376	-	
11:00	-	-	1	-	-	-	30	2	21	-	-	1	133	35	-	2	14	117	1	-	357	-	
11:15	-	2	2	-	-	-	33	-	27	-	-	2	160	45	3	2	16	122	4	-	415	3	
11:30	-	2	-	1	1	-	40	1	22	-	-	1	167	33	-	2	26	130	1	1	426	2	
11:45	-	4	1	1	-	-	41	1	26	-	-	2	138	40	1	2	16	140	2	-	414	1	
12:00	-	3	1	-	1	-	44	-	24	-	-	2	175	39	1	3	27	148	6	-	472	2	
12:15	-	5	-	-	2	-	38	1	23	-	-	-	169	36	-	2	16	139	3	-	432	2	
12:30	-	1	-	-	2	-	47	2	20	-	-	3	162	32	-	3	25	145	2	-	442	2	
12:45	-	5	2	3	-	-	48	-	22	-	-	1	142	44	-	3	16	156	2	-	444	-	
13:00	-	5	2	1	-	-	55	2	12	-	1	-	123	33	-	4	20	138	2	-	398	-	
13:15	-	3	-	-	-	-	34	-	23	-	1	2	133	31	-	3	19	149	5	-	403	-	
13:30	-	2	3	3	-	-	43	1	16	-	1	1	131	22	-	3	16	160	2	-	404	-	
13:45	-	5	-	1	1	-	39	2	20	-	-	1	128	35	1	1	20	163	6	-	421	2	
14:00	-	1	1	-	1	-	46	1	15	2	-	2	144	35	1	3	25	143	2	-	418	4	
14:15	-	1	-	3	-	-	47	-	19	-	-	4	168	30	-	4	12	163	2	-	453	-	
14:30	-	6	2	2	-	-	44	1	15	-	-	1	186	35	-	3	14	228	2	-	539	-	
14:45	-	5	-	1	-	-	33	1	17	-	-	5	184	36	-	5	18	186	10	1	501	1	
15:00	-	6	1	2	-	-	53	-	28	-	1	2	181	41	-	4	18	180	5	1	522	1	
15:15	-	2	-	-	-	-	32	-	11	1	-	-	180	32	-	3	19	205	5	-	489	1	
15:30	-	4	-	1	1	-	40	4	21	-	1	2	182	38	-	3	15	211	4	-	526	1	
15:45	-	6	-	2	-	-	46	1	18	-	-	4	189	32	-	1	16	241	6	-	562	-	
16:00	-	4	-	1	-	-	40	2	22	-	-	4	223	42	-	2	19	230	10	-	599	-	
16:15	-	3	1	-	2	-	61	1	16	-	1	2	209	32	-	1	15	211	8	-	561	2	
16:30	-	4	-	2	-	1	48	-	16	3	-	-	192	42	2	2	19	241	6	-	573	5	
16:45	-	5	-	1	-	-	48	-	17	-	1	4	190	45	-	1	17	237	5	-	571	-	
17:00	-	7	-	1	-	-	47	1	22	1	-	3	204	47	-	7	17	286	9	-	651	1	
17:15	-	2	2	2	1	3	43	2	26	-	1	3	200	36	2	3	16	280	9	-	628	3	
17:30	-	3	3	-	-	-	49	3	19	1	1	1	202	50	-	3	26	239	9	-	608	1	
17:45	-	5	2	2	-	-	45	5	19	-	-	3	185	25	-	4	14	227	8	-	544	-	
18:00	-	6	-	2	1	-	43	2	23	-	-	1	203	42	1	4	14	235	9	1	584	3	
18:15	-	4	2	-	1	-	57	1	16	-	1	3	163	33	1	-	19	195	6	-	500	2	
18:30	-	5	2	4	-	-	40	3	13	-	1	3	149	34	2	1	7	167	9	-	438	2	
18:45	-	6	1	2	5	-	41	4	11	2	1	2	128	28	1	2	13	162	8	3	409	11	
Total	-	250	48	57	24	5	1,848	53	960	13	17	85	9,660	1,881	22	106	751	7,906	206	8	23,833	67	
Trucks	-	2%	-	4%		-	0%	2%	1%		-	2%	2%	1%		-	2%	2%	4%		2%		



Turning Movement Count

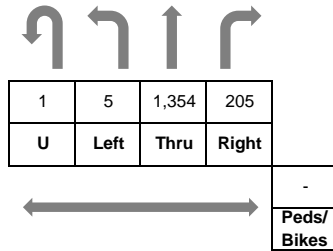
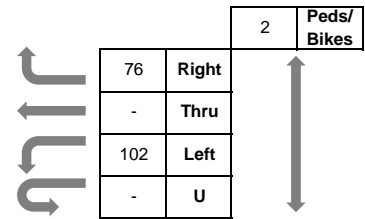
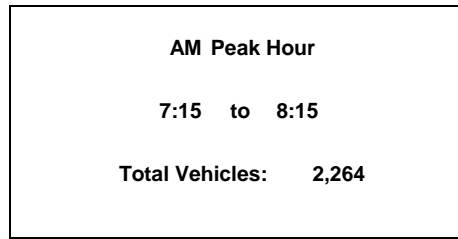
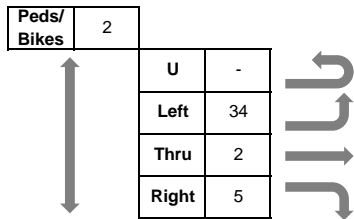
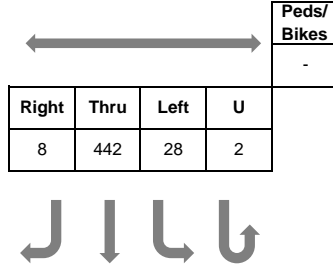
SRF Consulting Group

3701 Wayzata Blvd, Suite 100, Minneapolis, MN 55416

Intersection: CSAH 50 (Kenwood Trail) & Jubilee Way

Date: 10/2/2024

Start Time	Jubilee Way EB					W Leg Peds	Jubilee Way WB					E Leg Peds	CSAH 50 NB				S Leg Peds	CSAH 50 SB				N Leg Peds	15 min Veh. Total	15 min Ped Total
	U	L	T	R	U		L	T	R	U	L		T	R	U	L		T	R	U	L			
7:15	-	7	1	2	-	-	24	-	22	2	-	-	351	60	-	-	9	90	-	-	566	2		
7:30	-	12	-	1	1	-	30	-	22	-	-	335	42	-	-	8	106	6	-	562	1			
7:45	-	6	1	2	1	-	22	-	15	-	1	4	348	51	-	-	5	142	-	-	597	1		
8:00	-	9	-	-	-	-	26	-	17	-	-	1	320	52	-	2	6	104	2	-	539	-		
Total	-	34	2	5	2	-	102	-	76	2	1	5	1,354	205	-	2	28	442	8	-	2,264	4		
PHF	-	0.71	0.50	0.63		-	0.85	-	0.86		0.25	0.31	0.96	0.85		0.25	0.78	0.78	0.33		0.95			
Trucks	-	-	-	-		-	1%	-	-		-	-	3%	1%		-	4%	2%	13%		2%			





Turning Movement Count

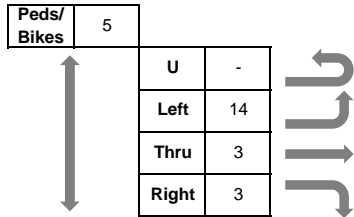
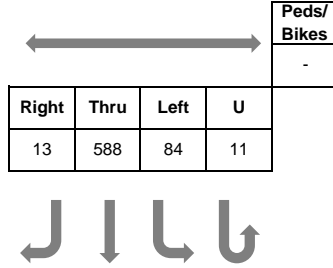
SRF Consulting Group

3701 Wayzata Blvd, Suite 100, Minneapolis, MN 55416

Intersection: CSAH 50 (Kenwood Trail) & Jubilee Way

Date: 10/2/2024

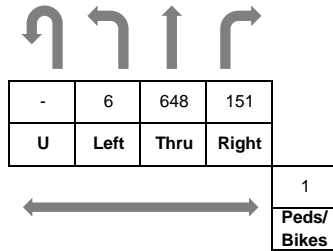
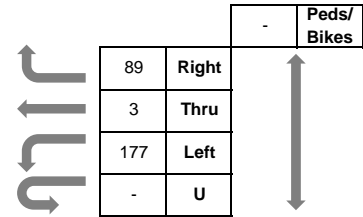
Start Time	Jubilee Way EB					W Leg Peds	Jubilee Way WB					E Leg Peds	CSAH 50 NB				S Leg Peds	CSAH 50 SB				N Leg Peds	15 min Veh. Total	15 min Ped Total
	U	L	T	R			U	L	T	R			U	L	T	R		U	L	T	R			
12:00	-	3	1	-	1	-	44	-	24	-	-	-	2	175	39	1	3	27	148	6	-	472	2	
12:15	-	5	-	-	2	-	38	1	23	-	-	-	-	169	36	-	2	16	139	3	-	432	2	
12:30	-	1	-	-	2	-	47	2	20	-	-	-	3	162	32	-	3	25	145	2	-	442	2	
12:45	-	5	2	3	-	-	48	-	22	-	-	-	1	142	44	-	3	16	156	2	-	444	-	
Total	-	14	3	3	5	-	177	3	89	-	-	-	6	648	151	1	11	84	588	13	-	1,790	6	
PHF	-	0.70	0.38	0.25		-	0.92	0.38	0.93		-	-	0.50	0.93	0.86		0.92	0.78	0.94	0.54		0.95		
Trucks	-	7%	-	-		-	-	-	-		-	-	-	2%	1%		-	1%	2%	8%		2%		



Midday Peak Hour

12:00 to 13:00

Total Vehicles: 1,790





Turning Movement Count

SRF Consulting Group

3701 Wayzata Blvd, Suite 100, Minneapolis, MN 55416

Intersection: CSAH 50 (Kenwood Trail) & Jubilee Way

Date: 10/2/2024

Start Time	Jubilee Way EB					W Leg Peds	Jubilee Way WB					E Leg Peds	CSAH 50 NB				S Leg Peds	CSAH 50 SB				N Leg Peds	15 min Veh. Total	15 min Ped Total
	U	L	T	R	U		L	T	R	U	L		T	R	U	L		T	R	U	L			
16:45	-	5	-	1	-	-	48	-	17	-	1	4	190	45	-	1	17	237	5	-	571	-		
17:00	-	7	-	1	-	-	47	1	22	1	-	3	204	47	-	7	17	286	9	-	651	1		
17:15	-	2	2	2	1	3	43	2	26	-	1	3	200	36	2	3	16	280	9	-	628	3		
17:30	-	3	3	-	-	-	49	3	19	1	1	1	202	50	-	3	26	239	9	-	608	1		
Total	-	17	5	4	1	3	187	6	84	2	3	11	796	178	2	14	76	1,042	32	-	2,458	5		
PHF	-	0.61	0.42	0.50	-	0.25	0.95	0.50	0.81	-	0.75	0.69	0.98	0.89	-	0.50	0.73	0.91	0.89	-	0.94	-		
Trucks	-	6%	-	-	-	-	-	-	-	-	-	-	0%	-	-	-	1%	0%	3%	-	0%	-		

