



Turning Movement Count

SRF Consulting Group

3701 Wayzata Blvd, Suite 100, Minneapolis, MN 55416

Intersection: CSAH 46 (162nd Street) & Kenrick Avenue

Date: 10/2/2024

Start Time	162nd Street EB					W Leg Peds	162nd Street WB				E Leg Peds	Kenrick Avenue NB				S Leg Peds	Kenrick Avenue SB				N Leg Peds	15 min Veh. Total	15 min Ped Total
	U	L	T	R	U		L	T	R	U		L	T	R	U		L	T	R				
5:00	-	-	23	12	-	-	2	71	2	-	-	15	-	4	-	-	1	-	6	-	136	-	
5:15	-	2	24	12	-	-	9	91	6	-	-	20	3	4	-	-	2	4	8	1	185	1	
5:30	-	2	43	10	-	-	4	139	3	-	-	23	-	5	-	-	1	-	12	-	242	-	
5:45	-	2	57	22	-	-	4	122	4	-	-	35	2	5	-	-	2	2	9	-	266	-	
6:00	-	6	37	30	-	-	8	184	8	-	-	28	1	5	-	-	2	2	17	-	328	-	
6:15	-	9	66	21	-	-	12	188	11	-	-	47	3	3	-	-	7	2	21	-	390	-	
6:30	-	6	85	42	-	-	23	276	16	-	-	61	3	17	-	-	3	3	25	-	560	-	
6:45	-	5	103	42	-	-	23	264	18	-	-	73	5	17	-	-	10	8	23	-	591	-	
7:00	-	16	84	27	-	-	23	283	15	-	-	77	6	13	-	-	7	2	17	-	570	-	
7:15	-	11	76	43	-	-	21	342	12	-	-	100	9	14	-	-	15	9	32	-	684	-	
7:30	-	8	103	42	-	-	28	388	13	-	-	106	16	15	-	-	17	10	32	-	778	-	
7:45	-	9	105	39	-	-	27	347	19	-	-	117	21	31	-	-	11	10	34	-	770	-	
8:00	-	10	103	35	-	-	27	336	17	-	-	70	9	20	-	-	16	4	29	-	676	-	
8:15	-	12	145	48	-	-	19	258	10	-	-	77	14	21	-	-	5	7	23	-	639	-	
8:30	-	11	154	58	-	-	27	268	18	-	-	73	13	17	-	-	10	10	25	-	684	-	
8:45	-	11	149	50	-	-	18	254	12	-	-	75	17	16	-	-	7	8	25	-	642	-	
9:00	-	8	128	42	-	-	19	209	17	1	-	60	5	20	-	-	13	4	22	1	547	2	
9:15	-	19	171	50	-	-	19	227	20	2	-	71	12	14	-	-	12	10	25	-	650	2	
9:30	-	17	146	44	-	-	20	186	27	-	-	53	10	17	-	-	10	8	30	-	568	-	
9:45	-	8	151	59	-	-	21	166	14	1	-	52	14	15	-	-	8	10	21	1	539	2	
10:00	-	7	113	48	-	-	17	183	22	-	-	61	14	19	-	-	9	12	13	-	518	-	
10:15	-	8	111	49	-	-	12	161	19	1	-	47	7	24	-	-	12	8	13	-	471	1	
10:30	-	9	141	36	-	-	18	138	17	-	-	51	13	17	-	-	18	12	17	-	487	-	
10:45	-	9	125	61	-	-	22	171	20	2	2	51	15	15	1	-	11	8	23	-	533	3	
11:00	-	13	135	40	-	-	27	161	21	-	-	53	11	21	-	-	8	11	16	-	517	-	
11:15	-	6	134	39	-	-	22	164	21	-	1	61	12	23	-	-	22	7	17	-	529	-	
11:30	-	8	133	56	-	-	23	193	16	-	-	52	12	31	-	-	15	12	16	-	567	-	
11:45	-	4	133	49	-	-	20	173	13	-	-	56	9	34	-	-	23	11	10	-	535	-	
12:00	-	12	155	42	-	-	16	161	10	-	-	57	8	21	-	-	21	14	12	-	529	-	
12:15	-	21	145	48	2	-	13	157	17	-	-	53	7	21	-	-	18	12	14	-	526	2	
12:30	-	10	155	38	-	-	26	185	19	-	-	66	17	29	-	-	14	7	21	-	587	-	
12:45	-	10	128	44	-	-	11	144	14	-	-	56	12	17	-	-	23	16	16	-	491	-	
13:00	-	6	152	47	-	-	15	146	22	-	-	51	12	18	-	-	16	10	12	-	507	-	
13:15	-	9	172	32	-	-	14	149	12	-	-	47	8	22	-	-	22	7	13	-	507	-	
13:30	-	13	155	30	-	-	21	169	11	1	-	64	15	26	-	-	15	13	9	-	541	1	
13:45	-	14	175	39	-	-	17	152	22	-	-	45	5	27	-	-	22	13	18	-	549	-	
14:00	-	18	160	45	-	-	15	166	21	-	-	50	12	22	-	1	17	8	15	-	550	-	
14:15	-	13	180	35	-	-	19	190	12	-	-	49	12	30	-	-	24	12	12	-	588	-	
14:30	-	14	183	41	-	-	20	194	17	-	-	51	14	22	-	-	10	11	13	-	590	-	
14:45	-	11	258	71	-	-	20	186	20	-	-	36	9	16	-	-	25	15	12	-	679	-	
15:00	-	16	247	69	-	-	26	215	24	-	-	74	13	37	-	-	23	12	14	1	770	1	
15:15	-	18	258	63	-	1	20	207	23	-	-	57	12	26	-	-	26	18	23	-	752	-	
15:30	1	23	253	55	-	-	17	184	18	-	1	55	14	34	-	-	25	15	25	-	720	-	
15:45	-	18	284	59	-	-	20	221	18	-	-	49	16	26	-	-	27	12	17	-	767	-	
16:00	-	22	305	54	-	-	18	180	13	-	-	67	16	29	-	1	24	15	18	-	762	-	
16:15	1	18	364	60	-	-	32	259	16	2	-	51	15	26	1	-	41	22	20	-	925	3	
16:30	-	25	362	72	-	-	26	194	22	-	-	54	14	28	-	-	34	15	14	-	860	-	
16:45	-	17	297	86	-	-	25	225	27	-	-	64	23	34	-	-	28	13	21	-	860	-	
17:00	-	16	338	59	-	-	16	226	20	-	-	67	17	44	-	-	32	12	15	-	862	-	
17:15	-	23	348	74	-	-	11	236	17	-	-	79	13	39	-	-	24	16	29	1	909	1	
17:30	-	21	302	60	-	-	20	241	19	-	-	51	14	28	-	-	17	18	21	1	812	1	
17:45	-	27	315	63	-	-	34	226	18	-	-	70	15	23	-	-	25	12	29	-	857	-	
18:00	-	22	265	70	-	-	19	189	17	-	-	71	21	30	-	-	34	17	19	-	774	-	
18:15	-	13	260	42	-	-	17	213	15	-	-	58	14	37	-	-	29	17	24	-	739	-	
18:30	-	22	185	44	-	1	23	225	12	-	-	53	13	23	-	-	25	9	16	-	651	-	
18:45	-	23	153	39	-	-	21	153	19	-	-	47	11	26	-	-	17	15	16	-	540	-	
19:00	-	10	176	38	-	-	18	147	18	-	-	60	10	34	-	-	29	8	13	-	561	-	
19:15	-	12	186	40	-	1	13	149	23	-	-	42	8	23	-	-	19	19	13	-	548	-	
19:30	-	11	173	29	-	-	22	130	9	-	-	23	7	17	-	-	22	11	10	-	464	-	
19:45	-	13	158	19	-	-	6	140	12	-	-	35	4	19	-	-	12	3	13	-	434	-	
20:00	-	13	140	20	-	1	11	96	7	-	-	30	5	14	-	-	9	8	8	-	362	-	
20:15	-	11	156	24	-	-	12	70	9	-	-	23	2	16	-	-	9	1	9	-	342	-	
20:30	-	10	134	19	-	-	10	93	7	-	-	17	2	15	-	-	18	6	11	-	342	-	
20:45	-	11	126	26	-	-	7	68	2	-	-	16	4	5	-	-	5	4	10	-	284	-	
21:00	-	4	108	16	-	-	8	74	4	1	-	26	3	11	-	-	7	4	5	-	270	1	
21:15	-	5	117	21	-	-	5	78	8	-	-	11	3	6	-	-	5	-	2	-	261	-	
21:30	-	1	63	11	-	-	7	62	3	-	-	12	3	7	-	-	3	5	7	-	184	-	
21:45	-	4	76	22	-	-	2	36	5	1	-	12	2	9	-	-	3	2	3	2	176	3	
22:00	-	3	54	15	-	1	4	41	5	-	-	9	-	6	-	-	6	2	7	-	153	-	
22:15	-	1	65	14	-	-	8	32	1	-	-	10	-	6	-	-	2	-	-	-	139	-	
22:30	-	9	37	12	-	-	1	33	1	-	-	4	-	2	-	-	2	-	4	-	105	-	
22:45	-	3	30	7	-	-	3	23	4	-	-	6	-	6	-	-	2	-	4	-	88	-	
Total	2	832	11,331	2,920	2	5	1,204	12,608	1,024	12	4	3,593	681	1,414	2	2	1,088	643	1,168	8	38,519	24	
Trucks	-	2%	5%	2%	-	-	1%	5%	2%	-	-	2%	1%	1%	-	-	1%	1%	1%	-	4%	-	-



Turning Movement Count

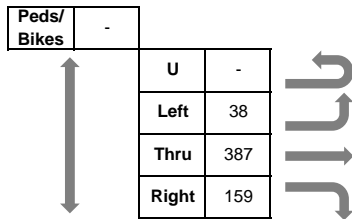
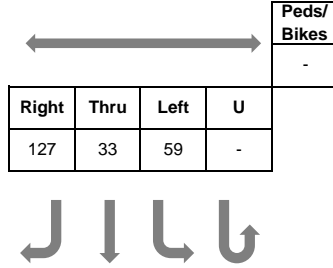
SRF Consulting Group

3701 Wayzata Blvd, Suite 100, Minneapolis, MN 55416

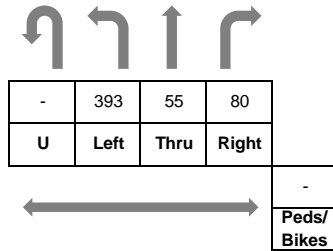
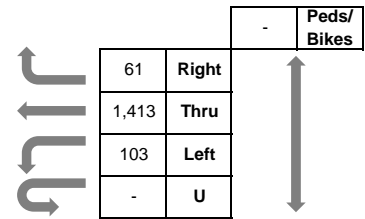
Intersection: CSAH 46 (162nd Street) & Kenrick Avenue

Date: 10/2/2024

Start Time	162nd Street EB					W Leg Peds	162nd Street WB				E Leg Peds	Kenrick Avenue NB				S Leg Peds	Kenrick Avenue SB				N Leg Peds	15 min Veh. Total	15 min Ped Total
	U	L	T	R	U		L	T	R	U		L	T	R	U		L	T	R				
7:15	-	11	76	43	-	-	21	342	12	-	-	100	9	14	-	-	15	9	32	-	684	-	
7:30	-	8	103	42	-	-	28	388	13	-	-	106	16	15	-	-	17	10	32	-	778	-	
7:45	-	9	105	39	-	-	27	347	19	-	-	117	21	31	-	-	11	10	34	-	770	-	
8:00	-	10	103	35	-	-	27	336	17	-	-	70	9	20	-	-	16	4	29	-	676	-	
Total	-	38	387	159	-	-	103	1,413	61	-	-	393	55	80	-	-	59	33	127	-	2,908	-	
PHF	-	0.86	0.92	0.92	-	-	0.92	0.91	0.80	-	-	0.84	0.65	0.65	-	-	0.87	0.83	0.93	-	0.93	-	
Trucks	-	3%	12%	3%	-	-	2%	4%	2%	-	-	1%	4%	-	-	-	3%	6%	2%	-	4%	-	



AM Peak Hour
7:15 to 8:15
Total Vehicles: 2,908



Turning Movement Count

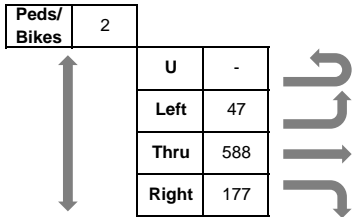
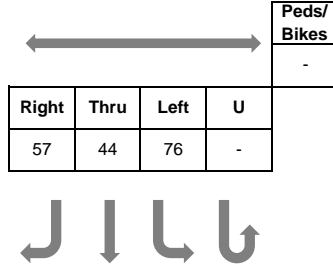
SRF Consulting Group

3701 Wayzata Blvd, Suite 100, Minneapolis, MN 55416

Intersection: CSAH 46 (162nd Street) & Kenrick Avenue

Date: 10/2/2024

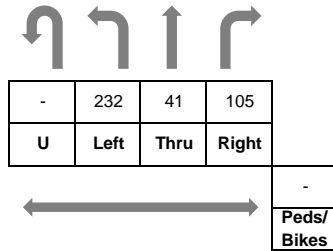
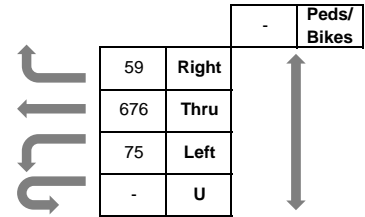
Start Time	162nd Street EB					W Leg Peds	162nd Street WB				E Leg Peds	Kenrick Avenue NB				S Leg Peds	Kenrick Avenue SB				N Leg Peds	15 min Veh. Total	15 min Ped Total
	U	L	T	R	U		L	T	R	U		L	T	R	U		L	T	R				
11:45	-	4	133	49	-	-	20	173	13	-	-	56	9	34	-	-	23	11	10	-	535	-	
12:00	-	12	155	42	-	-	16	161	10	-	-	57	8	21	-	-	21	14	12	-	529	-	
12:15	-	21	145	48	2	-	13	157	17	-	-	53	7	21	-	-	18	12	14	-	526	2	
12:30	-	10	155	38	-	-	26	185	19	-	-	66	17	29	-	-	14	7	21	-	587	-	
Total	-	47	588	177	2	-	75	676	59	-	-	232	41	105	-	-	76	44	57	-	2,177	2	
PHF	-	0.56	0.95	0.90		-	0.72	0.91	0.78		-	0.88	0.60	0.77		-	0.83	0.79	0.68		0.93		
Trucks	-	2%	9%	2%		-	-	9%	-		-	2%	-	3%		-	-	2%	-		6%		



Midday Peak Hour

11:45 to 12:45

Total Vehicles: 2,177





Turning Movement Count

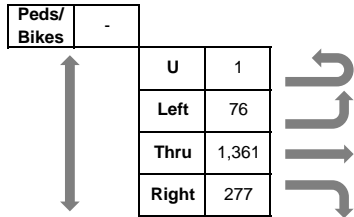
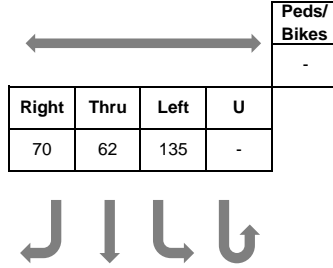
SRF Consulting Group

3701 Wayzata Blvd, Suite 100, Minneapolis, MN 55416

Intersection: CSAH 46 (162nd Street) & Kenrick Avenue

Date: 10/2/2024

Start Time	162nd Street EB					W Leg Peds	162nd Street WB				E Leg Peds	Kenrick Avenue NB				S Leg Peds	Kenrick Avenue SB				N Leg Peds	15 min Veh. Total	15 min Ped Total
	U	L	T	R	U		L	T	R	U		L	T	R	U		L	T	R				
16:15	1	18	364	60	-	-	32	259	16	2	-	51	15	26	1	-	41	22	20	-	925	3	
16:30	-	25	362	72	-	-	26	194	22	-	-	54	14	28	-	-	34	15	14	-	860	-	
16:45	-	17	297	86	-	-	25	225	27	-	-	64	23	34	-	-	28	13	21	-	860	-	
17:00	-	16	338	59	-	-	16	226	20	-	-	67	17	44	-	-	32	12	15	-	862	-	
Total	1	76	1,361	277	-	-	99	904	85	2	-	236	69	132	1	-	135	62	70	-	3,507	3	
PHF	0.25	0.76	0.93	0.81			0.77	0.87	0.79			0.88	0.75	0.75			0.82	0.70	0.83		0.95		
Trucks	-	1%	2%	0%			2%	3%	-			0%	3%	-			1%	-	1%		2%		



PM Peak Hour
16:15 to 17:15
Total Vehicles: 3,507

