



Turning Movement Count

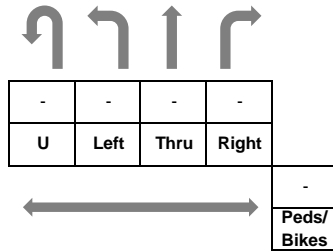
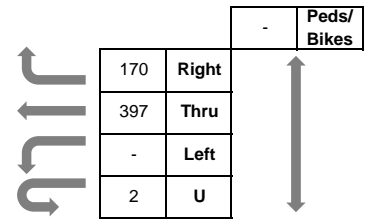
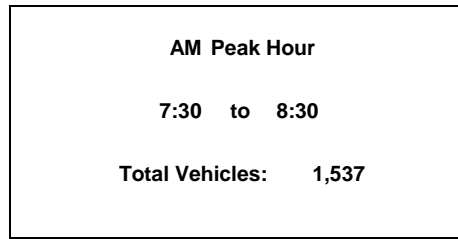
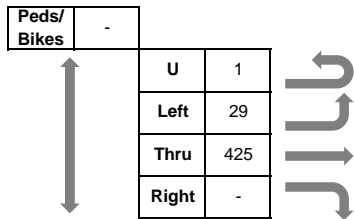
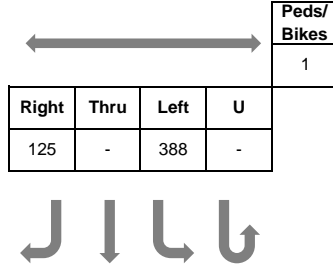
SRF Consulting Group

3701 Wayzata Blvd, Suite 100, Minneapolis, MN 55416

Intersection: I-35 & CSAH 46 (162nd Street) West Ramp

Date: 10/2/2024

Start Time	162nd Street EB					W Leg Peds	162nd Street WB				E Leg Peds	NB				S Leg Peds	I-35 West Ramp SB				N Leg Peds	15 min Veh. Total	15 min Ped Total
	U	L	T	R	U		L	T	R	U		L	T	R	U		L	T	R				
7:30	-	12	119	-	-	-	1	-	116	49	-	-	-	-	-	-	-	91	-	26	-	414	-
7:45	1	6	98	-	-	-	1	-	110	51	-	-	-	-	-	-	-	97	-	39	-	403	-
8:00	-	1	90	-	-	-	-	-	86	33	-	-	-	-	-	-	-	96	-	32	-	338	-
8:15	-	10	118	-	-	-	-	-	85	37	-	-	-	-	-	-	-	104	-	28	1	382	1
Total	1	29	425	-	-	-	2	-	397	170	-	-	-	-	-	-	-	388	-	125	1	1,537	1
PHF	0.25	0.60	0.89	-	-	-	0.50	-	0.86	0.83	-	-	-	-	-	-	-	0.93	-	0.80	-	0.93	-
Trucks	-	-	3%	-	-	-	-	-	2%	6%	-	-	-	-	-	-	-	9%	-	1%	-	4%	-



Turning Movement Count

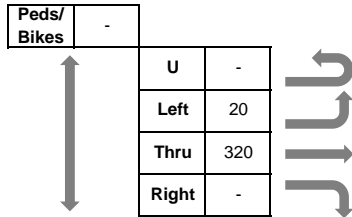
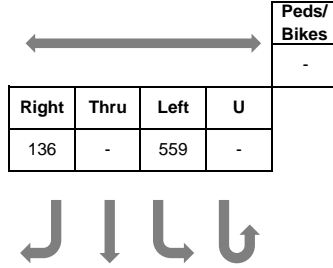
SRF Consulting Group

3701 Wayzata Blvd, Suite 100, Minneapolis, MN 55416

Intersection: I-35 & CSAH 46 (162nd Street) West Ramp

Date: 10/2/2024

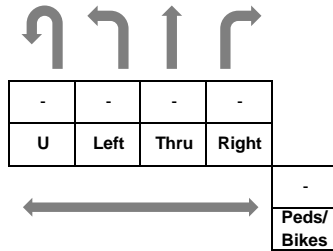
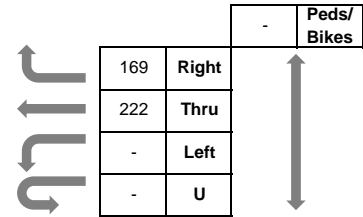
Start Time	162nd Street EB					W Leg Peds	162nd Street WB				E Leg Peds	NB				S Leg Peds	I-35 West Ramp SB				N Leg Peds	15 min Veh. Total	15 min Ped Total
	U	L	T	R	U		L	T	R	U		L	T	R	U		L	T	R				
13:15	-	6	86	-	-	-	-	52	34	-	-	-	-	-	-	-	122	-	31	-	331	-	
13:30	-	7	85	-	-	-	-	55	48	-	-	-	-	-	-	-	147	-	45	-	387	-	
13:45	-	2	69	-	-	-	-	58	42	-	-	-	-	-	-	-	149	-	27	-	347	-	
14:00	-	5	80	-	-	-	-	57	45	-	-	-	-	-	-	-	141	-	33	-	361	-	
Total	-	20	320	-	-	-	-	222	169	-	-	-	-	-	-	-	559	-	136	-	1,426	-	
PHF	-	0.71	0.93	-	-	-	-	0.96	0.88	-	-	-	-	-	-	-	0.94	-	0.76	-	0.92	-	
Trucks	-	5%	2%	-	-	-	-	3%	4%	-	-	-	-	-	-	-	9%	-	2%	-	5%	-	



Midday Peak Hour

13:15 to 14:15

Total Vehicles: 1,426





Turning Movement Count

SRF Consulting Group

3701 Wayzata Blvd, Suite 100, Minneapolis, MN 55416

Intersection: I-35 & CSAH 46 (162nd Street) West Ramp

Date: 10/2/2024

Start Time	162nd Street EB					W Leg Peds	162nd Street WB				E Leg Peds	- NB				S Leg Peds	I-35 West Ramp SB				N Leg Peds	15 min Veh. Total	15 min Ped Total
	U	L	T	R	U		L	T	R	U		L	T	R	U		L	T	R				
16:15	-	3	137	-	-	-	-	93	66	-	-	-	-	-	-	-	308	-	49	-	656	-	
16:30	-	7	137	-	-	-	-	71	57	-	-	-	-	-	-	-	311	-	45	-	628	-	
16:45	-	7	132	-	-	-	-	101	60	-	-	-	-	-	-	-	281	-	47	1	628	1	
17:00	-	11	167	-	-	-	-	103	61	-	-	-	-	-	-	-	236	-	51	1	629	1	
Total	-	28	573	-	-	-	-	368	244	-	-	-	-	-	-	-	1,136	-	192	2	2,541	2	
PHF	-	0.64	0.86	-	-	-	-	0.89	0.92	-	-	-	-	-	-	-	0.91	-	0.94	-	0.97	-	
Trucks	-	4%	1%	-	-	-	-	2%	2%	-	-	-	-	-	-	-	1%	-	2%	-	1%	-	

