



Traffic Data Inc

PO Box 16296
St. Louis Park, MN 55416

File Name : 36 - CSAH 5 & TH 13 North Ramp, 7-14-15, 6am-7pm

Site Code : 36

Start Date : 7/14/2015

Page No : 1

CSAH 5 & TH 13 North Ramp
Burnsville, MN

Groups Printed- Cars + - Trucks

Start Time	CSAH 5 Southbound						Frontage Rd Westbound						CSAH 5 Northbound						TH 13 North Ramp Eastbound						Int. Total
	UTrn	Left	Thru	Right	Peds	App. Total	UTrn	Left	Thru	Right	Peds	App. Total	UTrn	Left	Thru	Right	Peds	App. Total	UTrn	Left	Thru	Right	Peds	App. Total	
06:00 AM	0	0	3	9	0	12	0	1	0	0	0	1	0	46	22	2	0	70	0	5	0	12	0	17	100
06:15 AM	0	0	7	5	0	12	0	2	0	0	0	2	0	56	31	5	0	92	0	19	1	25	0	45	151
06:30 AM	0	0	8	13	0	21	0	0	0	1	0	1	0	81	47	3	0	131	0	19	2	21	0	42	195
06:45 AM	0	0	13	13	0	26	0	1	1	0	0	2	0	48	72	4	0	124	0	18	5	37	0	60	212
Total	0	0	31	40	0	71	0	4	1	1	0	6	0	231	172	14	0	417	0	61	8	95	0	164	658
07:00 AM	0	0	8	6	0	14	0	0	1	0	0	1	0	88	70	5	0	163	0	23	4	37	0	64	242
07:15 AM	0	0	16	6	0	22	0	0	2	1	0	3	0	86	73	5	0	164	0	24	6	49	0	79	268
07:30 AM	0	0	16	10	0	26	0	3	1	1	0	5	0	81	86	11	0	178	0	22	3	34	0	59	268
07:45 AM	0	0	21	11	0	32	0	0	0	1	0	1	0	70	61	10	0	141	0	19	8	48	0	75	249
Total	0	0	61	33	0	94	0	3	4	3	0	10	0	325	290	31	0	646	0	88	21	168	0	277	1027
08:00 AM	0	0	19	9	0	28	0	6	0	1	0	7	0	64	60	8	0	132	0	24	3	51	1	79	246
08:15 AM	0	0	24	7	0	31	0	3	1	1	0	5	0	52	46	5	2	105	0	16	3	45	0	64	205
08:30 AM	0	0	21	17	1	39	0	1	2	1	1	5	0	43	55	8	2	108	0	17	4	51	0	72	224
08:45 AM	0	0	26	19	0	45	0	6	0	1	0	7	0	45	33	14	2	94	0	19	0	59	0	78	224
Total	0	0	90	52	1	143	0	16	3	4	1	24	0	204	194	35	6	439	0	76	10	206	1	293	899
09:00 AM	0	0	22	11	0	33	0	5	6	0	0	11	1	54	28	5	0	88	0	19	5	49	0	73	205
09:15 AM	0	1	31	13	0	45	0	8	1	0	0	9	0	86	51	10	0	147	0	18	5	48	0	71	272
09:30 AM	0	0	33	14	0	47	0	5	4	2	0	11	0	82	41	6	0	129	0	22	6	32	0	60	247
09:45 AM	1	0	31	18	0	50	0	6	0	2	0	8	0	65	42	5	0	112	0	31	5	47	0	83	253
Total	1	1	117	56	0	175	0	24	11	4	0	39	1	287	162	26	0	476	0	90	21	176	0	287	977
10:00 AM	0	2	38	10	0	50	0	5	3	1	0	9	0	30	32	5	0	67	0	13	6	54	0	73	199
10:15 AM	0	0	32	11	0	43	0	6	7	3	0	16	0	38	29	2	0	69	0	24	5	50	0	79	207
10:30 AM	0	0	38	14	1	53	0	8	1	1	1	11	1	34	36	4	0	75	0	18	5	53	0	76	215
10:45 AM	0	2	40	14	0	56	0	7	4	1	0	12	0	29	34	11	0	74	0	24	6	59	0	89	231
Total	0	4	148	49	1	202	0	26	15	6	1	48	1	131	131	22	0	285	0	79	22	216	0	317	852
11:00 AM	0	0	33	8	0	41	0	9	4	3	0	16	0	27	31	5	0	63	0	10	9	60	0	79	199
11:15 AM	0	1	49	14	0	64	0	5	3	2	0	10	0	29	29	5	0	63	0	24	9	61	0	94	231
11:30 AM	0	0	47	10	0	57	0	10	4	0	0	14	1	35	35	11	0	82	0	14	5	76	0	95	248
11:45 AM	0	1	53	10	0	64	0	11	3	4	1	19	1	26	35	6	0	68	0	30	5	84	0	119	270
Total	0	2	182	42	0	226	0	35	14	9	1	59	2	117	130	27	0	276	0	78	28	281	0	387	948
12:00 PM	0	0	58	12	0	70	0	13	3	2	1	19	0	33	33	11	0	77	0	21	8	100	1	130	296
12:15 PM	0	0	47	14	0	61	0	11	4	3	0	18	0	31	40	9	0	80	0	24	7	88	0	119	278
12:30 PM	0	0	57	6	0	63	0	17	3	1	0	21	0	33	35	3	0	71	0	18	8	69	0	95	250
12:45 PM	0	0	53	8	0	61	0	14	4	3	0	21	1	33	39	8	0	81	0	24	11	72	0	107	270
Total	0	0	215	40	0	255	0	55	14	9	1	79	1	130	147	31	0	309	0	87	34	329	1	451	1094
01:00 PM	0	0	56	15	0	71	0	5	4	2	0	11	0	31	38	10	0	79	0	18	8	88	0	114	275
01:15 PM	1	1	36	24	0	62	0	11	9	1	0	21	0	28	29	5	0	62	0	16	8	64	0	88	233
01:30 PM	0	0	49	12	0	61	0	16	0	1	0	17	0	40	34	12	0	86	0	21	8	67	0	96	260
01:45 PM	0	0	45	10	0	55	0	16	7	1	0	24	0	23	32	4	0	59	0	23	6	78	0	107	245
Total	1	1	186	61	0	249	0	48	20	5	0	73	0	122	133	31	0	286	0	78	30	297	0	405	1013



Traffic Data Inc

PO Box 16296
St. Louis Park, MN 55416

File Name : 36 - CSAH 5 & TH 13 North Ramp, 7-14-15, 6am-7pm

Site Code : 36

Start Date : 7/14/2015

Page No : 2

CSAH 5 & TH 13 North Ramp
Burnsville, MN

Groups Printed- Cars + - Trucks

Start Time	CSAH 5 Southbound						Frontage Rd Westbound						CSAH 5 Northbound						TH 13 North Ramp Eastbound						Int. Total
	UTrn	Left	Thru	Right	Peds	App. Total	UTrn	Left	Thru	Right	Peds	App. Total	UTrn	Left	Thru	Right	Peds	App. Total	UTrn	Left	Thru	Right	Peds	App. Total	
02:00 PM	0	0	52	5	1	58	0	9	5	1	0	15	0	30	33	6	0	69	0	24	4	80	0	108	250
02:15 PM	0	1	43	11	0	55	0	5	1	3	0	9	1	28	19	9	0	57	0	14	10	93	0	117	238
02:30 PM	0	0	52	15	0	67	0	10	6	3	0	19	0	31	27	3	0	61	0	19	7	84	0	110	257
02:45 PM	0	0	48	26	0	74	0	5	4	2	0	11	0	45	31	12	0	88	0	22	6	99	0	127	300
Total	0	1	195	57	1	254	0	29	16	9	0	54	1	134	110	30	0	275	0	79	27	356	0	462	1045
03:00 PM	0	1	58	15	0	74	0	11	4	0	1	16	0	31	32	6	0	69	0	14	5	125	0	144	303
03:15 PM	0	0	52	20	0	72	0	6	2	0	0	8	1	24	42	3	0	70	0	27	7	121	0	155	305
03:30 PM	0	0	75	15	0	90	0	8	3	0	1	12	0	40	27	3	0	70	0	22	4	117	0	143	315
03:45 PM	1	2	52	18	0	73	0	8	2	0	0	10	1	45	32	7	0	85	0	14	7	156	0	177	345
Total	1	3	237	68	0	309	0	33	11	0	2	46	2	140	133	19	0	294	0	77	23	519	0	619	1268
04:00 PM	0	0	94	17	0	111	0	11	4	3	0	18	1	40	26	6	0	73	0	18	6	203	0	227	429
04:15 PM	0	0	67	15	0	82	0	12	3	1	0	16	0	50	23	3	0	76	0	23	12	247	0	282	456
04:30 PM	0	2	65	7	0	74	0	10	10	3	0	23	0	47	29	9	0	85	0	22	7	229	1	259	441
04:45 PM	0	2	72	11	0	85	0	10	4	2	0	16	0	52	26	3	0	81	0	32	5	289	0	326	508
Total	0	4	298	50	0	352	0	43	21	9	0	73	1	189	104	21	0	315	0	95	30	968	1	1094	1834
05:00 PM	0	0	83	10	0	93	0	12	5	1	0	18	2	48	27	4	0	81	0	39	5	295	0	339	531
05:15 PM	1	1	59	13	0	74	0	11	2	2	0	15	0	41	25	10	0	76	0	25	2	304	0	331	496
05:30 PM	0	2	58	14	0	74	0	11	0	0	0	11	3	31	23	7	0	64	0	36	9	320	0	365	514
05:45 PM	0	1	52	3	0	56	0	18	7	0	0	25	0	27	27	3	0	57	0	29	5	278	0	312	450
Total	1	4	252	40	0	297	0	52	14	3	0	69	5	147	102	24	0	278	0	129	21	1197	0	1347	1991
06:00 PM	0	2	44	5	0	51	0	13	4	1	0	18	0	31	22	3	0	56	0	9	9	187	0	205	330
06:15 PM	0	1	39	17	0	57	0	6	1	1	0	8	0	26	22	7	1	56	0	9	3	137	0	149	270
06:30 PM	0	1	43	3	0	47	0	6	4	0	0	10	1	29	15	5	0	50	0	8	2	135	0	145	252
06:45 PM	0	0	29	7	0	36	0	7	2	2	0	11	0	31	12	4	0	47	0	7	3	85	0	95	189
Total	0	4	155	32	0	191	0	32	11	4	0	47	1	117	71	19	1	209	0	33	17	544	0	594	1041
Grand Total	4	24	2167	620	3	2818	0	400	155	66	6	627	15	2274	1879	330	7	4505	0	1050	292	5352	3	6697	14647
Apprch %	0.1	0.9	76.9	22	0.1		0	63.8	24.7	10.5	1		0.3	50.5	41.7	7.3	0.2		0	15.7	4.4	79.9	0		
Total %	0	0.2	14.8	4.2	0	19.2	0	2.7	1.1	0.5	0	4.3	0.1	15.5	12.8	2.3	0	30.8	0	7.2	2	36.5	0	45.7	
Cars +	4	24	1912	304	2	2246	0	381	148	64	5	598	15	2141	1454	319	7	3936	0	867	282	5253	3	6405	13185
% Cars +	100	100	88.2	49	66.7	79.7	0	95.2	95.5	97	83.3	95.4	100	94.2	77.4	96.7	100	87.4	0	82.6	96.6	98.2	100	95.6	90
Trucks	0	0	255	316	1	572	0	19	7	2	1	29	0	133	425	11	0	569	0	183	10	99	0	292	1462
% Trucks	0	0	11.8	51	33.3	20.3	0	4.8	4.5	3	16.7	4.6	0	5.8	22.6	3.3	0	12.6	0	17.4	3.4	1.8	0	4.4	10



Traffic Data Inc

PO Box 16296
 St. Louis Park, MN 55416

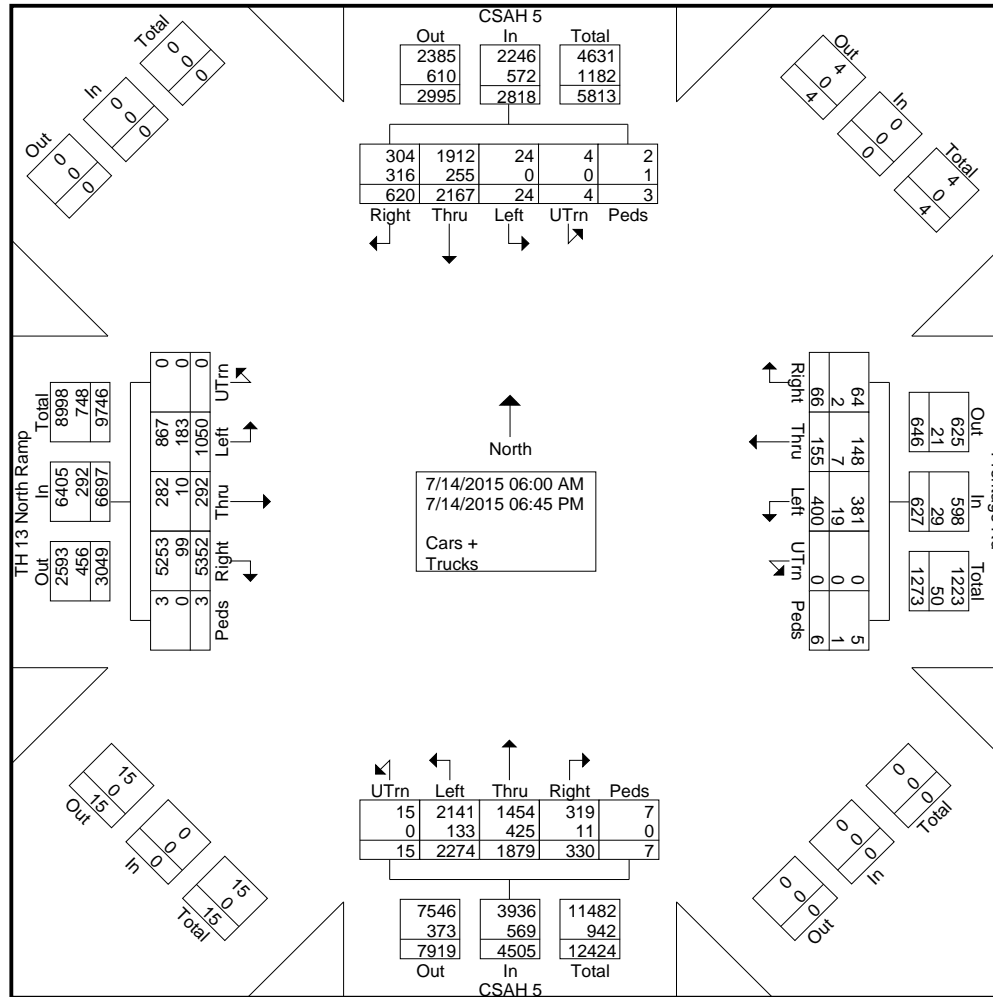
File Name : 36 - CSAH 5 & TH 13 North Ramp, 7-14-15, 6am-7pm

Site Code : 36

Start Date : 7/14/2015

Page No : 3

CSAH 5 & TH 13 North Ramp
 Burnsville, MN





Traffic Data Inc

PO Box 16296
St. Louis Park, MN 55416

File Name : 36 - CSAH 5 & TH 13 North Ramp, 7-14-15, 6am-7pm

Site Code : 36

Start Date : 7/14/2015

Page No : 4

CSAH 5 & TH 13 North Ramp
Burnsville, MN

Start Time	CSAH 5 Southbound						Frontage Rd Westbound						CSAH 5 Northbound						TH 13 North Ramp Eastbound						Int. Total
	UTrn	Left	Thru	Right	Peds	App. Total	UTrn	Left	Thru	Right	Peds	App. Total	UTrn	Left	Thru	Right	Peds	App. Total	UTrn	Left	Thru	Right	Peds	App. Total	
Peak Hour Analysis From 06:00 AM to 09:45 AM - Peak 1 of 1																									
Peak Hour for Entire Intersection Begins at 07:15 AM																									
07:15 AM	0	0	16	6	0	22	0	0	2	1	0	3	0	86	73	5	0	164	0	24	6	49	0	79	268
07:30 AM	0	0	16	10	0	26	0	3	1	1	0	5	0	81	86	11	0	178	0	22	3	34	0	59	268
07:45 AM	0	0	21	11	0	32	0	0	0	1	0	1	0	70	61	10	0	141	0	19	8	48	0	75	249
08:00 AM	0	0	19	9	0	28	0	6	0	1	0	7	0	64	60	8	0	132	0	24	3	51	1	79	246
Total Volume	0	0	72	36	0	108	0	9	3	4	0	16	0	301	280	34	0	615	0	89	20	182	1	292	1031
% App. Total	0	0	66.7	33.3	0		0	56.2	18.8	25	0		0	48.9	45.5	5.5	0		0	30.5	6.8	62.3	0.3		
PHF	.000	.000	.857	.818	.000	.844	.000	.375	.375	1.00	.000	.571	.000	.875	.814	.773	.000	.864	.000	.927	.625	.892	.250	.924	.962



Traffic Data Inc

PO Box 16296
St. Louis Park, MN 55416

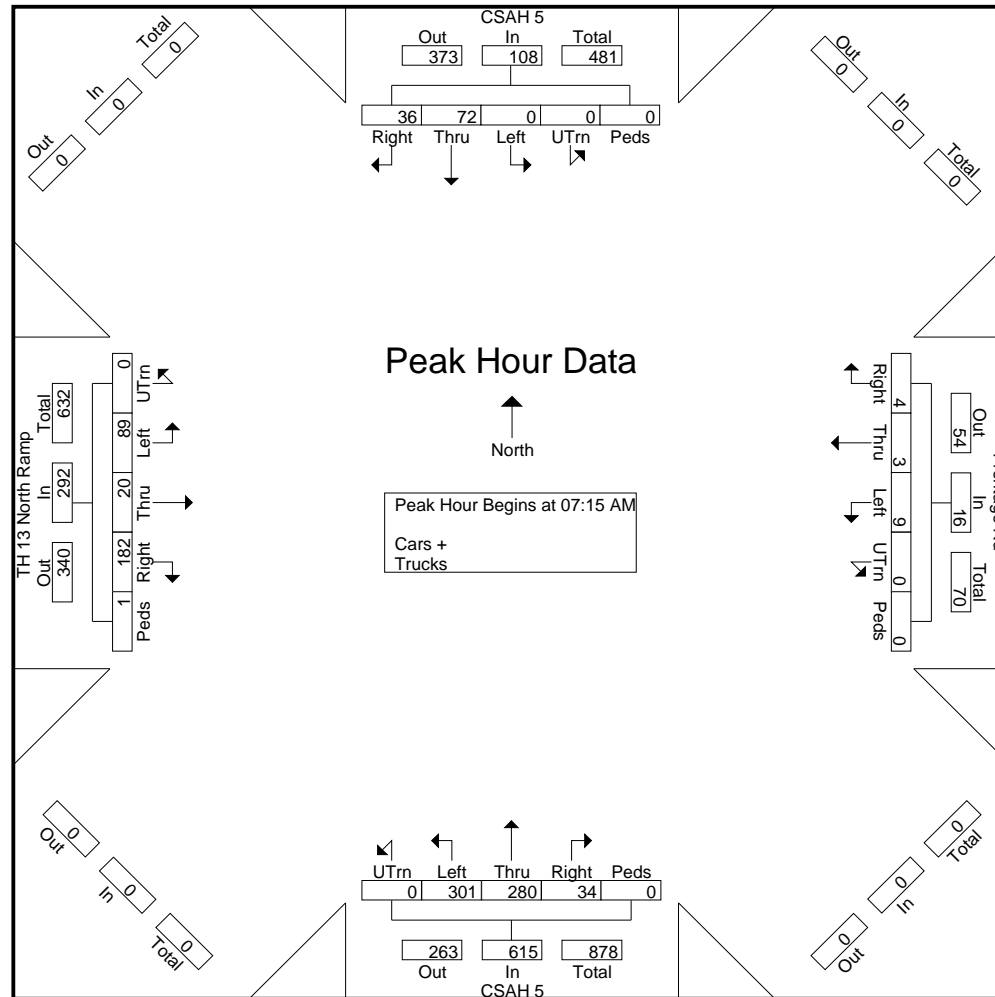
File Name : 36 - CSAH 5 & TH 13 North Ramp, 7-14-15, 6am-7pm

Site Code : 36

Start Date : 7/14/2015

Page No : 5

CSAH 5 & TH 13 North Ramp
Burnsville, MN





Traffic Data Inc

PO Box 16296
St. Louis Park, MN 55416

File Name : 36 - CSAH 5 & TH 13 North Ramp, 7-14-15, 6am-7pm

Site Code : 36

Start Date : 7/14/2015

Page No : 6

CSAH 5 & TH 13 North Ramp
Burnsville, MN

Start Time	CSAH 5 Southbound						Frontage Rd Westbound						CSAH 5 Northbound						TH 13 North Ramp Eastbound						Int. Total
	UTrn	Left	Thru	Right	Peds	App. Total	UTrn	Left	Thru	Right	Peds	App. Total	UTrn	Left	Thru	Right	Peds	App. Total	UTrn	Left	Thru	Right	Peds	App. Total	
Peak Hour Analysis From 10:00 AM to 01:45 PM - Peak 1 of 1																									
Peak Hour for Entire Intersection Begins at 11:45 AM																									
11:45 AM	0	1	53	10	0	64	0	11	3	4	1	19	1	26	35	6	0	68	0	30	5	84	0	119	270
12:00 PM	0	0	58	12	0	70	0	13	3	2	1	19	0	33	33	11	0	77	0	21	8	100	1	130	296
12:15 PM	0	0	47	14	0	61	0	11	4	3	0	18	0	31	40	9	0	80	0	24	7	88	0	119	278
12:30 PM	0	0	57	6	0	63	0	17	3	1	0	21	0	33	35	3	0	71	0	18	8	69	0	95	250
Total Volume	0	1	215	42	0	258	0	52	13	10	2	77	1	123	143	29	0	296	0	93	28	341	1	463	1094
% App. Total	0	0.4	83.3	16.3	0		0	67.5	16.9	13	2.6		0.3	41.6	48.3	9.8	0		0	20.1	6	73.7	0.2		
PHF	.000	.250	.927	.750	.000	.921	.000	.765	.813	.625	.500	.917	.250	.932	.894	.659	.000	.925	.000	.775	.875	.853	.250	.890	.924



Traffic Data Inc

PO Box 16296
St. Louis Park, MN 55416


File Name : 36 - CSAH 5 & TH 13 North Ramp, 7-14-15, 6am-7pm

Site Code : 36

Start Date : 7/14/2015

Page No : 7

CSAH 5 & TH 13 North Ramp
Burnsville, MN





Traffic Data Inc

PO Box 16296
St. Louis Park, MN 55416

File Name : 36 - CSAH 5 & TH 13 North Ramp, 7-14-15, 6am-7pm

Site Code : 36

Start Date : 7/14/2015

Page No : 8

CSAH 5 & TH 13 North Ramp
Burnsville, MN

Start Time	CSAH 5 Southbound						Frontage Rd Westbound					CSAH 5 Northbound						TH 13 North Ramp Eastbound						Int. Total	
	UTrn	Left	Thru	Right	Peds	App. Total	UTrn	Left	Thru	Right	Peds	App. Total	UTrn	Left	Thru	Right	Peds	App. Total	UTrn	Left	Thru	Right	Peds		App. Total
Peak Hour Analysis From 02:00 PM to 06:45 PM - Peak 1 of 1																									
Peak Hour for Entire Intersection Begins at 04:45 PM																									
04:45 PM	0	2	72	11	0	85	0	10	4	2	0	16	0	52	26	3	0	81	0	32	5	289	0	326	508
05:00 PM	0	0	83	10	0	93	0	12	5	1	0	18	2	48	27	4	0	81	0	39	5	295	0	339	531
05:15 PM	1	1	59	13	0	74	0	11	2	2	0	15	0	41	25	10	0	76	0	25	2	304	0	331	496
05:30 PM	0	2	58	14	0	74	0	11	0	0	0	11	3	31	23	7	0	64	0	36	9	320	0	365	514
Total Volume	1	5	272	48	0	326	0	44	11	5	0	60	5	172	101	24	0	302	0	132	21	1208	0	1361	2049
% App. Total	0.3	1.5	83.4	14.7	0		0	73.3	18.3	8.3	0		1.7	57	33.4	7.9	0		0	9.7	1.5	88.8	0		
PHF	.250	.625	.819	.857	.000	.876	.000	.917	.550	.625	.000	.833	.417	.827	.935	.600	.000	.932	.000	.846	.583	.944	.000	.932	.965

CSAH 5 & TH 13 North Ramp
Burnsville, MN

