

Dodd Road & Smith Avenue - TMC

Thu Jun 2, 2022

Full Length (12 AM-12 AM (+1))

All Classes (Lights, Articulated Trucks and Single-Unit Trucks, Buses, Pedestrians, Bicycles on Crosswalk)

All Movements

ID: 956818, Location: 44.916104, -93.101787

Provided by: Kimley-Horn and Associates, Inc.

767 Eustis Street, Suite 100,

Saint Paul, MN, 55114, US

Leg Direction	Smith Ave Northbound						Smith Ave Southbound						Dodd Rd Northeastbound						Dodd Rd Southwestbound						Int
	HL	T	BR	U	App	Ped*	HL	T	BR	U	App	Ped*	BL	T	HR	U	App	Ped*	BL	T	HR	U	App	Ped*	
2022-06-02 12:00AM	0	3	0	0	3	0	0	2	3	0	5	0	1	3	0	0	4	0	0	2	0	0	2	0	14
12:15AM	0	0	0	0	0	1	0	1	3	0	4	0	1	1	0	0	2	0	1	0	0	0	1	0	7
12:30AM	0	1	0	0	1	0	0	0	1	0	1	0	0	2	0	0	2	0	0	0	0	0	0	0	4
12:45AM	0	0	0	0	0	0	0	3	1	0	4	0	2	0	0	0	2	0	0	1	0	0	1	0	7
Hourly Total	0	4	0	0	4	1	0	6	8	0	14	0	4	6	0	0	10	0	1	3	0	0	4	0	32
1:00AM	0	0	0	0	0	0	0	4	2	0	6	0	1	1	0	0	2	0	0	2	0	0	2	0	10
1:15AM	1	2	0	0	3	0	0	1	2	0	3	0	1	3	1	0	5	0	0	0	0	0	0	0	11
1:30AM	0	3	0	0	3	0	0	1	1	0	2	0	2	1	1	0	4	0	0	3	0	0	3	0	12
1:45AM	0	1	0	0	1	0	0	1	0	0	1	0	0	2	0	0	2	0	0	0	0	0	0	0	4
Hourly Total	1	6	0	0	7	0	0	7	5	0	12	0	4	7	2	0	13	0	0	5	0	0	5	0	37
2:00AM	0	0	0	0	0	0	0	2	0	0	2	0	0	0	0	0	0	0	0	0	0	0	0	0	2
2:15AM	0	0	0	0	0	1	0	0	2	0	2	0	0	0	0	0	0	0	0	0	0	0	0	0	2
2:30AM	0	0	0	0	0	1	0	0	1	0	1	0	1	1	0	0	2	0	0	1	0	0	1	0	4
2:45AM	0	1	0	0	1	0	0	1	0	0	1	0	1	0	0	0	1	0	0	1	0	0	1	0	4
Hourly Total	0	1	0	0	1	2	0	3	3	0	6	0	2	1	0	0	3	0	0	2	0	0	2	0	12
3:00AM	0	1	0	0	1	0	0	1	2	0	3	0	0	0	1	0	1	0	0	0	0	0	0	0	5
3:15AM	1	0	0	0	1	0	1	1	0	0	2	0	0	0	0	0	0	0	0	1	0	0	1	0	4
3:30AM	0	0	0	0	0	0	0	0	1	0	1	0	0	1	0	0	1	0	0	1	0	0	1	0	3
3:45AM	0	4	0	0	4	0	0	3	2	0	5	0	1	1	0	0	2	0	0	1	0	0	1	0	12
Hourly Total	1	5	0	0	6	0	1	5	5	0	11	0	1	2	1	0	4	0	0	3	0	0	3	0	24
4:00AM	2	1	0	0	3	0	0	1	2	0	3	0	1	2	0	0	3	0	0	3	0	0	3	0	12
4:15AM	0	3	0	0	3	0	0	0	0	0	0	0	1	1	1	0	3	0	0	2	0	0	2	0	8
4:30AM	0	0	0	0	0	0	0	1	2	0	3	0	2	1	1	0	4	0	0	5	0	0	5	0	12
4:45AM	1	4	0	0	5	0	1	0	2	0	3	0	1	1	0	0	2	0	0	6	0	0	6	0	16
Hourly Total	3	8	0	0	11	0	1	2	6	0	9	0	5	5	2	0	12	0	0	16	0	0	16	0	48
5:00AM	1	3	0	0	4	0	1	3	3	0	7	0	0	2	1	0	3	1	0	4	0	0	4	0	18
5:15AM	0	4	0	0	4	0	0	5	3	0	8	0	5	3	1	0	9	0	0	8	0	0	8	0	29
5:30AM	1	5	0	0	6	0	0	2	5	0	7	0	5	1	1	0	7	0	1	11	0	0	12	0	32
5:45AM	1	10	1	0	12	0	0	5	3	0	8	0	9	2	1	0	12	0	0	10	0	0	10	0	42
Hourly Total	3	22	1	0	26	0	1	15	14	0	30	0	19	8	4	0	31	1	1	33	0	0	34	0	121
6:00AM	1	17	1	0	19	3	0	5	5	0	10	0	9	9	0	0	18	0	0	12	0	0	12	0	59
6:15AM	0	16	0	0	16	0	1	11	7	0	19	0	15	2	2	0	19	0	0	18	0	0	18	0	72
6:30AM	1	29	1	0	31	0	0	4	9	0	13	0	19	9	2	0	30	0	2	21	0	0	23	0	97
6:45AM	0	27	1	0	28	0	0	10	10	0	20	1	22	12	1	0	35	1	0	20	0	0	20	0	103
Hourly Total	2	89	3	0	94	3	1	30	31	0	62	1	65	32	5	0	102	1	2	71	0	0	73	0	331
7:00AM	0	26	0	0	26	0	0	26	14	0	40	0	26	16	0	0	42	0	1	19	1	0	21	0	129
7:15AM	4	39	1	0	44	0	1	20	15	1	37	0	30	19	1	0	50	0	0	36	0	0	36	1	167
7:30AM	3	53	1	0	57	0	0	25	25	0	50	0	43	21	3	0	67	0	2	43	0	1	46	0	220
7:45AM	1	35	1	0	37	1	0	29	18	0	47	0	34	34	6	0	74	0	3	42	0	0	45	0	203
Hourly Total	8	153	3	0	164	1	1	100	72	1	174	0	133	90	10	0	233	0	6	140	1	1	148	1	719
8:00AM	2	44	3	1	50	0	2	26	13	1	42	2	29	42	1	0	72	1	1	34	0	0	35	1	199
8:15AM	2	48	2	0	52	3	1	30	13	1	45	0	23	32	4	0	59	2	1	23	1	0	25	2	181
8:30AM	0	40	0	0	40	0	1	25	17	0	43	1	28	25	2	0	55	0	5	27	0	0	32	0	170
8:45AM	0	35	2	0	37	1	2	23	10	0	35	0	34	17	2	0	53	1	2	19	0	0	21	1	146
Hourly Total	4	167	7	1	179	4	6	104	53	2	165	3	114	116	9	0	239	4	9	103	1	0	113	4	696
9:00AM	1	27	2	0	30	1	2	22	13	0	37	1	14	23	2	0	39	1	1	16	0	0	17	1	123
9:15AM	3	28	0	0	31	0	4	20	12	0	36	0	16	18	0	1	35	0	2	20	1	1	24	0	126
9:30AM	2	38	4	0	44	2	2	26	21	0	49	2	21	31	3	0	55	2	1	14	0	0	15	3	163
9:45AM	2	23	0	0	25	2	3	22	14	1	50	1	22	18	3	0	43	0	2	28	0	0	30	1	148
Hourly Total	8	116	6	0	130	5	11	100	60	1	172	4	73	90	8	1	172	3	6	78	1	1	86	5	560
10:00AM	0	27	0	0	27	0	1	27	15	1	44	0	21	24	1	0	46	0	0	20	2	0	22	1	139
10:15AM	0	26	1	0	27	1	1	26	20	0	47	1	25	25	1	0	51	3	0	10	0	0	10	2	135
10:30AM	2	28	1	0	31	3	1	35	29	0	65	1	17	22	2	0	41	0	1	17	0	0	18	1	155
10:45AM	1	33	1	0	35	0	3	24	25	0	52	0	20	22	4	0	46	0	1	16	2	0	19	1	152
Hourly Total	3	114	3	0	120	4	6	112	89	1	208	2	83	93	8	0	184	3	2	63	4	0	69	5	581
11:00AM	1	19	4	0	24	0	2	32	16	0	50	0	16	19	4	0	39	0	0	19	0	0	19	0	132
11:15AM	0	36	0	0	36	1	0	29	20	1	50	0	15	12	1	0	28	0	1	15	0	0	16	0	130
11:30AM	1	31	8	0	40	0	3	43	15	0	61	0	18	19	0	0	37	1	1	24	0	0	25	0	163
11:45AM	2	26	3	0	31	0	5	38	22	0	65	0	25	22	1	0	48	1	2	9	0	1	12	0	156
Hourly Total	4	112	15	0	131	1	10	142	73	1	226	0	74	72	6	0	152	2	4	67	0	1	72	0	581
12:00PM	0	26	0	0	26	1	1	43	18	0	62	0	22	11	1	0	34	0	4	15	0	0	19	1	141
12:15PM	0	27	1	0	28	0	1	40	18	0	59	0	18	18	1	0	37	0	3	49	0	0	52	2	176

Leg Direction	Smith Ave Northbound							Smith Ave Southbound							Dodd Rd Northeastbound							Dodd Rd Southwestbound							Int
Time	HL	T	BR	U	App	Ped*	HL	T	BR	U	App	Ped*	BL	T	HR	U	App	Ped*	BL	T	HR	U	App	Ped*	Int				
12:30PM	1	39	2	0	42	0	1	45	40	0	86	0	16	25	0	0	41	5	0	22	0	0	22	2	191				
12:45PM	3	38	1	0	42	2	0	31	26	0	57	0	24	22	3	0	49	2	2	30	0	0	32	2	180				
Hourly Total	4	130	4	0	138	3	3	159	102	0	264	0	80	76	5	0	161	7	9	116	0	0	125	7	688				
1:00PM	2	31	3	0	36	1	1	36	28	1	66	1	19	26	4	0	49	1	3	17	0	0	20	3	171				
1:15PM	4	42	1	0	47	0	2	39	38	1	80	2	26	19	2	1	48	0	0	20	0	1	21	0	196				
1:30PM	1	42	2	0	45	1	3	34	21	2	60	1	35	20	2	0	57	0	0	18	2	0	20	1	182				
1:45PM	4	34	0	0	38	1	4	42	31	1	78	0	28	41	5	0	74	1	0	25	0	0	25	1	215				
Hourly Total	11	149	6	0	166	3	10	151	118	5	284	4	108	106	13	1	228	2	3	80	2	1	86	5	764				
2:00PM	1	36	2	0	39	2	2	42	23	0	67	3	14	27	7	0	48	2	0	28	1	0	29	3	183				
2:15PM	5	42	4	0	51	0	2	47	30	0	79	1	27	41	6	0	74	0	0	18	0	0	18	2	222				
2:30PM	2	42	1	0	45	3	0	28	28	0	56	1	23	35	4	0	62	0	0	26	0	0	26	0	189				
2:45PM	4	39	2	0	45	1	4	50	21	0	75	0	36	34	3	0	73	0	2	31	2	1	36	0	229				
Hourly Total	12	159	9	0	180	6	8	167	102	0	277	5	100	137	20	0	257	2	2	103	3	1	109	5	823				
3:00PM	1	28	4	0	33	4	1	60	26	1	88	2	29	37	5	0	71	0	3	38	0	0	41	2	233				
3:15PM	3	36	3	0	42	2	2	64	23	1	90	0	31	56	6	1	94	0	5	36	1	0	42	1	268				
3:30PM	1	47	4	0	52	1	5	67	28	1	101	5	32	45	3	0	80	1	0	21	0	0	21	1	254				
3:45PM	1	48	5	0	54	0	5	44	20	2	71	4	24	38	3	0	65	2	4	27	0	0	31	0	221				
Hourly Total	6	159	16	0	181	7	13	235	97	5	350	11	116	176	17	1	310	3	12	122	1	0	135	4	976				
4:00PM	5	48	4	0	57	1	4	78	39	2	123	2	31	36	4	0	71	2	1	28	2	0	31	0	282				
4:15PM	2	43	3	0	48	3	1	48	34	0	83	9	36	50	6	0	92	0	1	24	1	0	26	7	249				
4:30PM	3	46	3	0	52	7	2	51	50	1	104	0	42	55	2	0	99	2	5	46	0	1	52	3	307				
4:45PM	3	41	2	0	46	0	6	65	41	2	114	6	32	43	5	0	80	0	1	31	0	1	33	7	273				
Hourly Total	13	178	12	0	203	11	13	242	164	5	424	17	141	184	17	0	342	4	8	129	3	2	142	17	1111				
5:00PM	4	42	5	0	51	1	4	60	37	0	101	7	43	44	3	0	90	0	2	41	0	1	44	4	286				
5:15PM	4	34	2	0	40	2	3	57	20	0	80	0	39	45	8	0	92	0	1	40	0	0	41	1	253				
5:30PM	5	35	3	0	43	7	2	45	16	1	64	0	39	60	9	0	108	5	1	37	0	1	39	1	254				
5:45PM	1	45	1	1	48	3	4	47	18	0	69	4	25	42	7	0	74	3	5	45	0	0	50	2	241				
Hourly Total	14	156	11	1	182	13	13	209	91	1	314	11	146	191	27	0	364	8	9	163	0	2	174	8	1034				
6:00PM	4	35	6	0	45	9	4	56	28	0	88	4	24	37	6	0	67	0	0	33	0	0	33	6	233				
6:15PM	4	32	4	1	41	0	5	31	20	0	56	2	27	44	4	0	75	0	0	48	1	1	50	0	222				
6:30PM	3	31	2	0	36	2	1	44	22	0	67	0	20	35	5	0	60	2	2	33	0	1	36	1	199				
6:45PM	2	26	1	1	30	3	1	31	13	0	45	9	20	28	4	0	52	1	1	29	2	0	32	6	159				
Hourly Total	13	124	13	2	152	14	11	162	83	0	256	15	91	144	19	0	254	3	3	143	3	2	151	13	813				
7:00PM	2	32	2	0	36	2	2	30	25	0	57	2	20	41	2	0	63	2	2	29	0	0	31	2	187				
7:15PM	0	27	2	0	29	1	3	27	15	1	46	1	17	36	3	1	57	1	1	17	0	0	18	0	150				
7:30PM	1	21	1	0	23	0	1	27	15	0	43	0	9	26	4	0	39	0	0	19	1	0	20	0	125				
7:45PM	4	16	2	0	22	2	2	27	19	0	48	0	20	31	5	0	56	4	1	17	0	0	18	0	144				
Hourly Total	7	96	7	0	110	5	8	111	74	1	194	3	66	134	14	1	215	7	4	82	1	0	87	2	606				
8:00PM	5	27	1	0	33	1	2	39	18	0	59	0	17	30	2	0	49	0	2	20	0	0	22	0	163				
8:15PM	0	15	2	0	17	0	3	27	18	0	48	0	8	48	1	0	57	0	1	17	0	0	18	0	140				
8:30PM	1	26	1	0	28	4	0	22	12	1	35	1	15	25	6	0	46	0	1	28	0	0	29	1	138				
8:45PM	3	18	1	0	22	1	0	22	26	0	48	1	15	33	4	0	52	0	0	19	0	0	19	1	141				
Hourly Total	9	86	5	0	100	6	5	110	74	1	190	2	55	136	13	0	204	0	4	84	0	0	88	2	582				
9:00PM	2	19	0	0	21	0	0	19	17	0	36	0	17	16	3	0	36	1	0	12	0	0	12	1	105				
9:15PM	3	16	1	0	20	2	0	25	5	0	30	0	10	11	2	0	23	0	0	12	0	0	12	1	85				
9:30PM	1	12	1	0	14	0	0	24	15	0	39	0	6	13	4	0	23	0	3	10	0	0	13	0	89				
9:45PM	1	14	1	0	16	0	1	22	9	0	32	0	7	20	2	0	29	0	0	11	0	0	11	0	88				
Hourly Total	7	61	3	0	71	2	1	90	46	0	137	0	40	60	11	0	111	1	3	45	0	0	48	2	367				
10:00PM	1	17	0	0	18	1	1	14	13	0	28	0	11	14	1	0	26	0	0	15	0	0	15	0	87				
10:15PM	0	4	1	0	5	1	1	16	14	0	31	0	12	13	2	0	27	0	0	10	0	0	10	0	73				
10:30PM	1	7	0	0	8	2	0	14	9	0	23	1	4	13	1	0	18	2	0	6	1	0	7	1	56				
10:45PM	0	4	2	0	6	0	0	6	8	0	14	0	7	9	3	0	19	0	1	5	2	0	8	0	47				
Hourly Total	2	32	3	0	37	4	2	50	44	0	96	1	34	49	7	0	90	2	1	36	3	0	40	1	263				
11:00PM	1	5	1	0	7	0	1	7	7	1	16	0	1	13	0	0	14	0	0	7	0	0	7	0	44				
11:15PM	1	3	2	0	6	0	0	8	8	0	16	0	4	11	1	0	16	0	0	6	0	0	6	0	44				
11:30PM	0	6	1	0	7	0	0	4	2	0	6	0	2	5	1	0	8	0	1	1	0	0	2	0	23				
11:45PM	0	4	0	0	4	0	0	2	5	0	7	0	2	6	0	0	8	0	2	2	0	0	4	0	23				
Hourly Total	2	18	4	0	24	0	1	21	22	1	45	0	9	35	2	0	46	0	3	16	0	0	19	0	134				
Total	137	2145	131	4	2417	95	126	2333	1436	25	3920	79	1563	1950	220	4	3737	53	92	1703	23	11	1829	81	11903				
% Approach	5.7%	88.7%	5.4%	0.2%	-	-	3.2%	59.5%	36.6%	0.6%	-	-	41.8%	52.2%	5.9%	0.1%	-	-	5.0%	93.1%	1.3%	0.6%	-	-	-				
% Total	1.2%	18.0%	1.1%	0%	20.3%	-	1.1%	19.6%	12.1%	0.2%	32.9%	-	13.1%	16.4%	1.8%	0%	31.4%	-	0.8%	14.3%	0.2%	0.1%	15.4%	-	-				
Lights	136	2084	131	4	2355	-	125	2279	1412	25	3841	-	1531	1913	218	4	3666	-	88	1670	23	11	1792	-	11654				
% Lights	99.3%	97.2%	100%	100%	97.4%	-	99.2%	97.7%	98.3%	100%	98.0%	-	98.0%	98.1%	99.1%	100%	98.1%	-	95.7%	98.1%	100%	100%	98.0%	-	97.9%				
Articulated Trucks and Single-Unit Trucks	1	21	0	0	22	-	1	11	20	0	32	-	29	21	2	0	52	-	3	23	0	0	26	-	132				
% Articulated Trucks and Single-Unit Trucks	0.7%	1.0%	0%	0%	0.9%	-	0.8%	0.5%	1.4%	0%	0.8%	-	1.9%	1.1%	0.9%	0%	1.4%	-	3.3%	1.4%	0%	0%	1.4%	-	1.1%				
Buses	0	40	0	0	40	-	0	43	4	0	47	-	3	16	0	0	19	-	1	10	0	0	11	-	117				
% Buses	0%	1.9%	0%	0%	1.7%	-	0%																						

Leg Direction	Smith Ave Northbound						Smith Ave Southbound						Dodd Rd Northeastbound						Dodd Rd Southwestbound						
Time	HL	T	BR	U	App	Ped*	HL	T	BR	U	App	Ped*	BL	T	HR	U	App	Ped*	BL	T	HR	U	App	Ped*	Int
% Pedestrians	-	-	-	-	-	- 75.8%	-	-	-	-	-	- 97.5%	-	-	-	-	-	- 81.1%	-	-	-	-	-	- 95.1%	-
Bicycles on Crosswalk	-	-	-	-	-	23	-	-	-	-	-	2	-	-	-	-	-	10	-	-	-	-	-	4	-
% Bicycles on Crosswalk	-	-	-	-	-	- 24.2%	-	-	-	-	-	- 2.5%	-	-	-	-	-	- 18.9%	-	-	-	-	-	- 4.9%	-

*Pedestrians and Bicycles on Crosswalk. BL: Bear left, BR: Bear right, HL: Hard left, HR: Hard right, T: Thru, U: U-Turn

Dodd Road & Smith Avenue - TMC

Thu Jun 2, 2022

Full Length (12 AM-12 AM (+1))

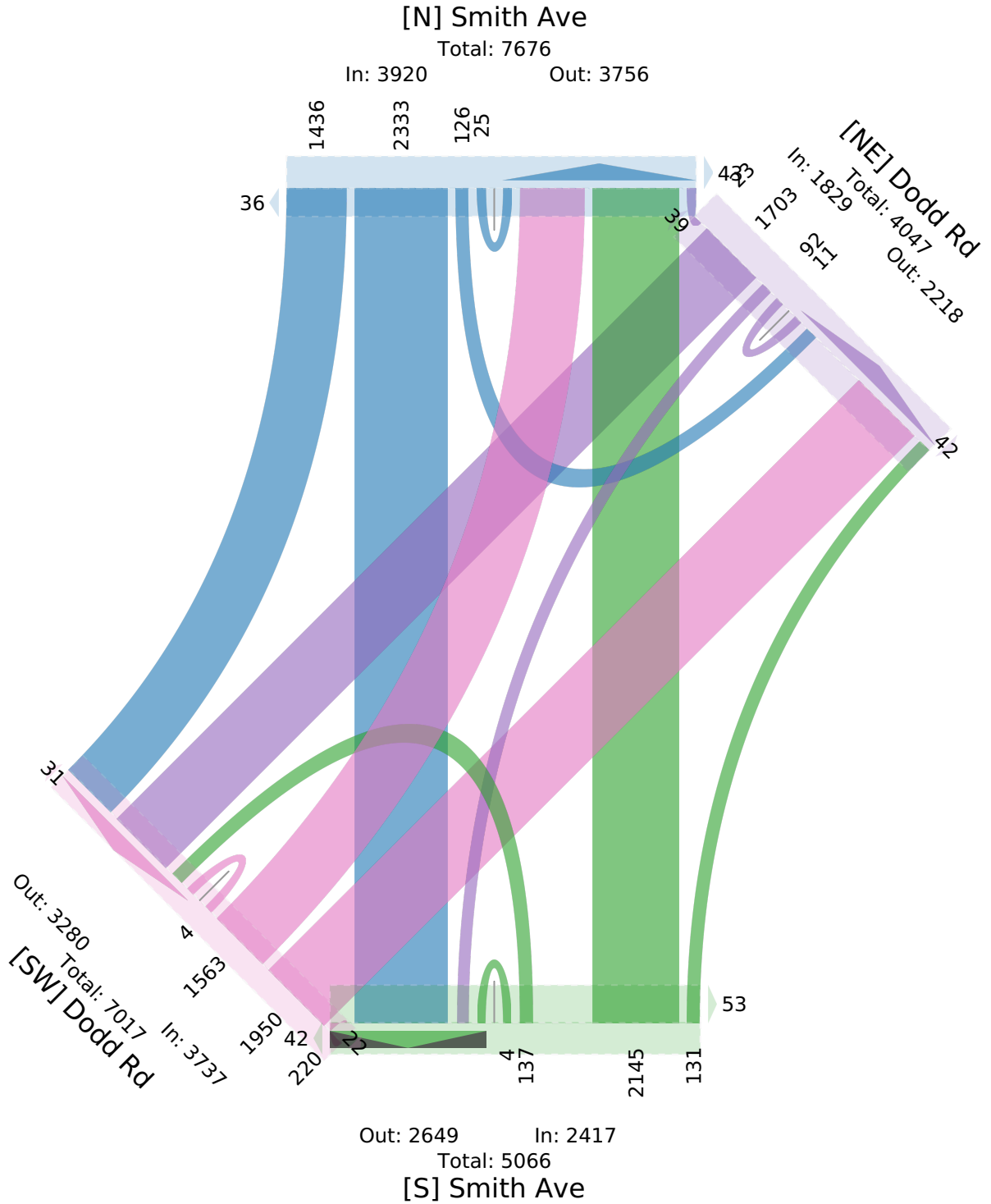
All Classes (Lights, Articulated Trucks and Single-Unit Trucks, Buses, Pedestrians, Bicycles on Crosswalk)

All Movements

ID: 956818, Location: 44.916104, -93.101787

Provided by: Kimley-Horn and Associates, Inc.

767 Eustis Street, Suite 100,
Saint Paul, MN, 55114, US



Dodd Road & Smith Avenue - TMC

Thu Jun 2, 2022

AM Peak (7:30 AM - 8:30 AM)

All Classes (Lights, Articulated Trucks and Single-Unit Trucks, Buses, Pedestrians, Bicycles on Crosswalk)

All Movements

ID: 956818, Location: 44.916104, -93.101787

Provided by: Kimley-Horn and Associates, Inc.

767 Eustis Street, Suite 100,

Saint Paul, MN, 55114, US

Leg Direction	Smith Ave Northbound						Smith Ave Southbound						Dodd Rd Northeastbound						Dodd Rd Southwestbound						Int
	HL	T	BR	U	App	Ped*	HL	T	BR	U	App	Ped*	BL	T	HR	U	App	Ped*	BL	T	HR	U	App	Ped*	
2022-06-02 7:30AM	3	53	1	0	57	0	0	25	25	0	50	0	43	21	3	0	67	0	2	43	0	1	46	0	220
7:45AM	1	35	1	0	37	1	0	29	18	0	47	0	34	34	6	0	74	0	3	42	0	0	45	0	203
8:00AM	2	44	3	1	50	0	2	26	13	1	42	2	29	42	1	0	72	1	1	34	0	0	35	1	199
8:15AM	2	48	2	0	52	3	1	30	13	1	45	0	23	32	4	0	59	2	1	23	1	0	25	2	181
Total	8	180	7	1	196	4	3	110	69	2	184	2	129	129	14	0	272	3	7	142	1	1	151	3	803
% Approach	4.1%	91.8%	3.6%	0.5%	-	-	1.6%	59.8%	37.5%	1.1%	-	-	47.4%	47.4%	5.1%	0%	-	-	4.6%	94.0%	0.7%	0.7%	-	-	-
% Total	1.0%	22.4%	0.9%	0.1%	24.4%	-	0.4%	13.7%	8.6%	0.2%	22.9%	-	16.1%	16.1%	1.7%	0%	33.9%	-	0.9%	17.7%	0.1%	0.1%	18.8%	-	-
PHF	0.667	0.849	0.583	0.250	0.860	-	0.375	0.917	0.690	0.500	0.920	-	0.750	0.768	0.583	-	0.919	-	0.583	0.826	0.250	0.250	0.821	-	0.913
Lights	8	175	7	1	191	-	3	107	67	2	179	-	127	124	14	0	265	-	5	136	1	1	143	-	778
% Lights	100%	97.2%	100%	100%	97.4%	-	100%	97.3%	97.1%	100%	97.3%	-	98.4%	96.1%	100%	0%	97.4%	-	71.4%	95.8%	100%	100%	94.7%	-	96.9%
Articulated Trucks and Single-Unit Trucks	0	2	0	0	2	-	0	1	2	0	3	-	2	0	0	0	2	-	1	5	0	0	6	-	13
% Articulated Trucks and Single-Unit Trucks	0%	1.1%	0%	0%	1.0%	-	0%	0.9%	2.9%	0%	1.6%	-	1.6%	0%	0%	0%	0.7%	-	14.3%	3.5%	0%	0%	4.0%	-	1.6%
Buses	0	3	0	0	3	-	0	2	0	0	2	-	0	5	0	0	5	-	1	1	0	0	2	-	12
% Buses	0%	1.7%	0%	0%	1.5%	-	0%	1.8%	0%	0%	1.1%	-	0%	3.9%	0%	0%	1.8%	-	14.3%	0.7%	0%	0%	1.3%	-	1.5%
Pedestrians	-	-	-	-	-	2	-	-	-	-	-	2	-	-	-	-	-	0	-	-	-	-	-	-	2
% Pedestrians	-	-	-	-	-	50.0%	-	-	-	-	-	100%	-	-	-	-	-	0%	-	-	-	-	-	-	66.7%
Bicycles on Crosswalk	-	-	-	-	-	2	-	-	-	-	-	0	-	-	-	-	-	3	-	-	-	-	-	-	1
% Bicycles on Crosswalk	-	-	-	-	-	50.0%	-	-	-	-	-	0%	-	-	-	-	-	100%	-	-	-	-	-	-	33.3%

*Pedestrians and Bicycles on Crosswalk. BL: Bear left, BR: Bear right, HL: Hard left, HR: Hard right, T: Thru, U: U-Turn

Dodd Road & Smith Avenue - TMC

Thu Jun 2, 2022

AM Peak (7:30 AM - 8:30 AM)

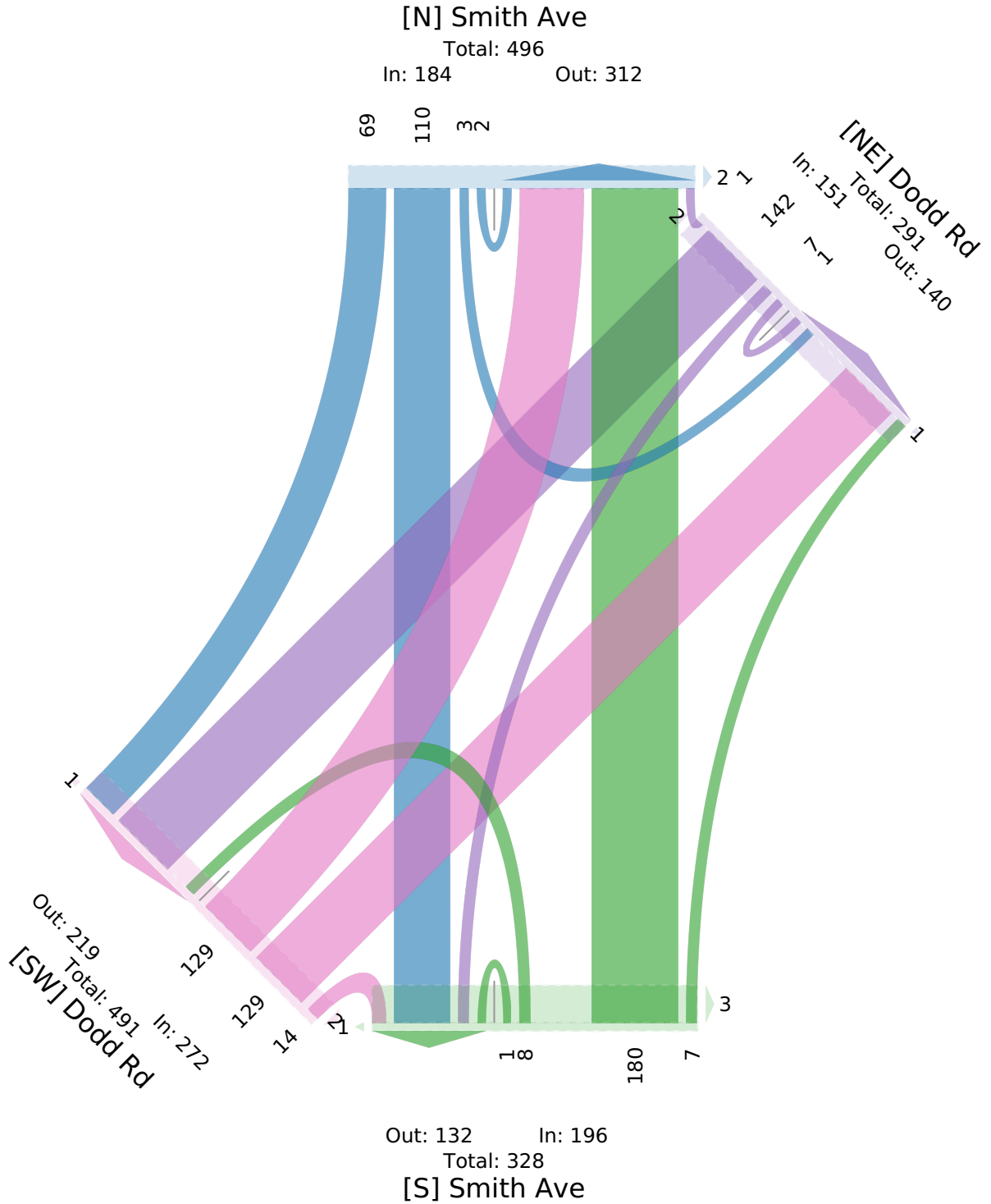
All Classes (Lights, Articulated Trucks and Single-Unit Trucks, Buses, Pedestrians, Bicycles on Crosswalk)

All Movements

ID: 956818, Location: 44.916104, -93.101787

Provided by: Kimley-Horn and Associates, Inc.

767 Eustis Street, Suite 100,
Saint Paul, MN, 55114, US



Dodd Road & Smith Avenue - TMC

Thu Jun 2, 2022

Midday Peak (1 PM - 2 PM)

All Classes (Lights, Articulated Trucks and Single-Unit Trucks, Buses, Pedestrians, Bicycles on Crosswalk)

All Movements

ID: 956818, Location: 44.916104, -93.101787

Provided by: Kimley-Horn and Associates, Inc.

767 Eustis Street, Suite 100,

Saint Paul, MN, 55114, US

Leg Direction	Smith Ave Northbound						Smith Ave Southbound						Dodd Rd Northeastbound						Dodd Rd Southwestbound						Int
	HL	T	BR	U	App	Ped*	HL	T	BR	U	App	Ped*	BL	T	HR	U	App	Ped*	BL	T	HR	U	App	Ped*	
2022-06-02 1:00PM	2	31	3	0	36	1	1	36	28	1	66	1	19	26	4	0	49	1	3	17	0	0	20	3	171
1:15PM	4	42	1	0	47	0	2	39	38	1	80	2	26	19	2	1	48	0	0	20	0	1	21	0	196
1:30PM	1	42	2	0	45	1	3	34	21	2	60	1	35	20	2	0	57	0	0	18	2	0	20	1	182
1:45PM	4	34	0	0	38	1	4	42	31	1	78	0	28	41	5	0	74	1	0	25	0	0	25	1	215
Total	11	149	6	0	166	3	10	151	118	5	284	4	108	106	13	1	228	2	3	80	2	1	86	5	764
% Approach	6.6%	89.8%	3.6%	0%	-	-	3.5%	53.2%	41.5%	1.8%	-	-	47.4%	46.5%	5.7%	0.4%	-	-	3.5%	93.0%	2.3%	1.2%	-	-	-
% Total	1.4%	19.5%	0.8%	0%	21.7%	-	1.3%	19.8%	15.4%	0.7%	37.2%	-	14.1%	13.9%	1.7%	0.1%	29.8%	-	0.4%	10.5%	0.3%	0.1%	11.3%	-	-
PHF	0.688	0.887	0.500	-	0.883	-	0.625	0.899	0.776	0.625	0.888	-	0.771	0.646	0.650	0.250	0.770	-	0.250	0.800	0.250	0.250	0.860	-	0.888
Lights	11	144	6	0	161	-	10	149	112	5	276	-	104	103	13	1	221	-	3	79	2	1	85	-	743
% Lights	100%	96.6%	100%	0%	97.0%	-	100%	98.7%	94.9%	100%	97.2%	-	96.3%	97.2%	100%	100%	96.9%	-	100%	98.8%	100%	100%	98.8%	-	97.3%
Articulated Trucks and Single-Unit Trucks	0	2	0	0	2	-	0	0	6	0	6	-	3	2	0	0	5	-	0	1	0	0	1	-	14
% Articulated Trucks and Single-Unit Trucks	0%	1.3%	0%	0%	1.2%	-	0%	0%	5.1%	0%	2.1%	-	2.8%	1.9%	0%	0%	2.2%	-	0%	1.3%	0%	0%	1.2%	-	1.8%
Buses	0	3	0	0	3	-	0	2	0	0	2	-	1	1	0	0	2	-	0	0	0	0	0	-	7
% Buses	0%	2.0%	0%	0%	1.8%	-	0%	1.3%	0%	0%	0.7%	-	0.9%	0.9%	0%	0%	0.9%	-	0%	0%	0%	0%	0%	-	0.9%
Pedestrians	-	-	-	-	-	0	-	-	-	-	-	3	-	-	-	-	-	0	-	-	-	-	-	-	5
% Pedestrians	-	-	-	-	-	0%	-	-	-	-	-	75.0%	-	-	-	-	-	0%	-	-	-	-	-	-	100%
Bicycles on Crosswalk	-	-	-	-	-	3	-	-	-	-	-	1	-	-	-	-	-	2	-	-	-	-	-	-	0
% Bicycles on Crosswalk	-	-	-	-	-	100%	-	-	-	-	-	25.0%	-	-	-	-	-	100%	-	-	-	-	-	-	0%

*Pedestrians and Bicycles on Crosswalk. BL: Bear left, BR: Bear right, HL: Hard left, HR: Hard right, T: Thru, U: U-Turn

Dodd Road & Smith Avenue - TMC

Thu Jun 2, 2022

Midday Peak (1 PM - 2 PM)

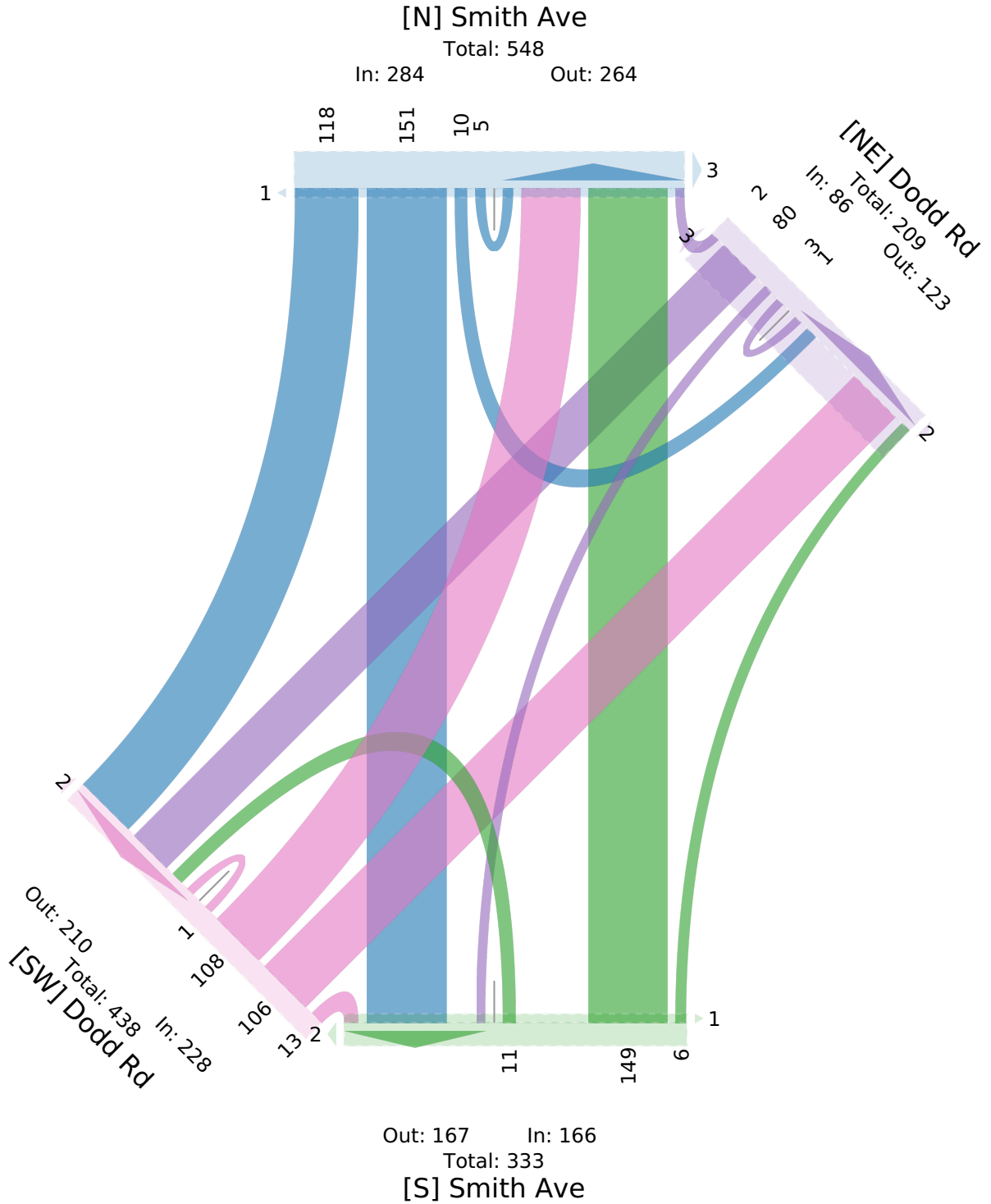
All Classes (Lights, Articulated Trucks and Single-Unit Trucks, Buses, Pedestrians, Bicycles on Crosswalk)

All Movements

ID: 956818, Location: 44.916104, -93.101787

Provided by: Kimley-Horn and Associates, Inc.

767 Eustis Street, Suite 100,
Saint Paul, MN, 55114, US



Dodd Road & Smith Avenue - TMC

Thu Jun 2, 2022

PM Peak (4:30 PM - 5:30 PM) - Overall Peak Hour

All Classes (Lights, Articulated Trucks and Single-Unit Trucks, Buses, Pedestrians, Bicycles on Crosswalk)

All Movements

ID: 956818, Location: 44.916104, -93.101787

Provided by: Kimley-Horn and Associates, Inc.

767 Eustis Street, Suite 100,

Saint Paul, MN, 55114, US

Leg Direction	Smith Ave Northbound						Smith Ave Southbound						Dodd Rd Northeastbound						Dodd Rd Southwestbound						Int
	HL	T	BR	U	App	Ped*	HL	T	BR	U	App	Ped*	BL	T	HR	U	App	Ped*	BL	T	HR	U	App	Ped*	
2022-06-02 4:30PM	3	46	3	0	52	7	2	51	50	1	104	0	42	55	2	0	99	2	5	46	0	1	52	3	307
4:45PM	3	41	2	0	46	0	6	65	41	2	114	6	32	43	5	0	80	0	1	31	0	1	33	7	273
5:00PM	4	42	5	0	51	1	4	60	37	0	101	7	43	44	3	0	90	0	2	41	0	1	44	4	286
5:15PM	4	34	2	0	40	2	3	57	20	0	80	0	39	45	8	0	92	0	1	40	0	0	41	1	253
Total	14	163	12	0	189	10	15	233	148	3	399	13	156	187	18	0	361	2	9	158	0	3	170	15	1119
% Approach	7.4%	86.2%	6.3%	0%	-	-	3.8%	58.4%	37.1%	0.8%	-	-	43.2%	51.8%	5.0%	0%	-	-	5.3%	92.9%	0%	1.8%	-	-	-
% Total	1.3%	14.6%	1.1%	0%	16.9%	-	1.3%	20.8%	13.2%	0.3%	35.7%	-	13.9%	16.7%	1.6%	0%	32.3%	-	0.8%	14.1%	0%	0.3%	15.2%	-	-
PHF	0.875	0.886	0.600	-	0.909	-	0.625	0.896	0.740	0.375	0.875	-	0.907	0.850	0.563	-	0.912	-	0.450	0.859	-	0.750	0.817	-	0.911
Lights	14	161	12	0	187	-	15	229	146	3	393	-	156	185	18	0	359	-	8	155	0	3	166	-	1105
% Lights	100%	98.8%	100%	0%	98.9%	-	100%	98.3%	98.6%	100%	98.5%	-	100%	98.9%	100%	0%	99.4%	-	88.9%	98.1%	0%	100%	97.6%	-	98.7%
Articulated Trucks and Single-Unit Trucks	0	0	0	0	0	-	0	2	2	0	4	-	0	2	0	0	2	-	1	2	0	0	3	-	9
% Articulated Trucks and Single-Unit Trucks	0%	0%	0%	0%	0%	-	0%	0.9%	1.4%	0%	1.0%	-	0%	1.1%	0%	0%	0.6%	-	11.1%	1.3%	0%	0%	1.8%	-	0.8%
Buses	0	2	0	0	2	-	0	2	0	0	2	-	0	0	0	0	0	-	0	1	0	0	1	-	5
% Buses	0%	1.2%	0%	0%	1.1%	-	0%	0.9%	0%	0%	0.5%	-	0%	0%	0%	0%	0%	-	0%	0.6%	0%	0%	0.6%	-	0.4%
Pedestrians	-	-	-	-	-	8	-	-	-	-	-	13	-	-	-	-	-	2	-	-	-	-	-	-	14
% Pedestrians	-	-	-	-	-	80.0%	-	-	-	-	-	100%	-	-	-	-	-	100%	-	-	-	-	-	-	93.3%
Bicycles on Crosswalk	-	-	-	-	-	2	-	-	-	-	-	0	-	-	-	-	-	0	-	-	-	-	-	-	1
% Bicycles on Crosswalk	-	-	-	-	-	20.0%	-	-	-	-	-	0%	-	-	-	-	-	0%	-	-	-	-	-	-	6.7%

*Pedestrians and Bicycles on Crosswalk. BL: Bear left, BR: Bear right, HL: Hard left, HR: Hard right, T: Thru, U: U-Turn

Dodd Road & Smith Avenue - TMC

Thu Jun 2, 2022

PM Peak (4:30 PM - 5:30 PM) - Overall Peak Hour

All Classes (Lights, Articulated Trucks and Single-Unit Trucks, Buses, Pedestrians, Bicycles on Crosswalk)

All Movements

ID: 956818, Location: 44.916104, -93.101787

Provided by: Kimley-Horn and Associates, Inc.

767 Eustis Street, Suite 100,
Saint Paul, MN, 55114, US

