

MINNESOTA DEPARTMENT of TRANSPORTATION

Metro District Traffic Engineering

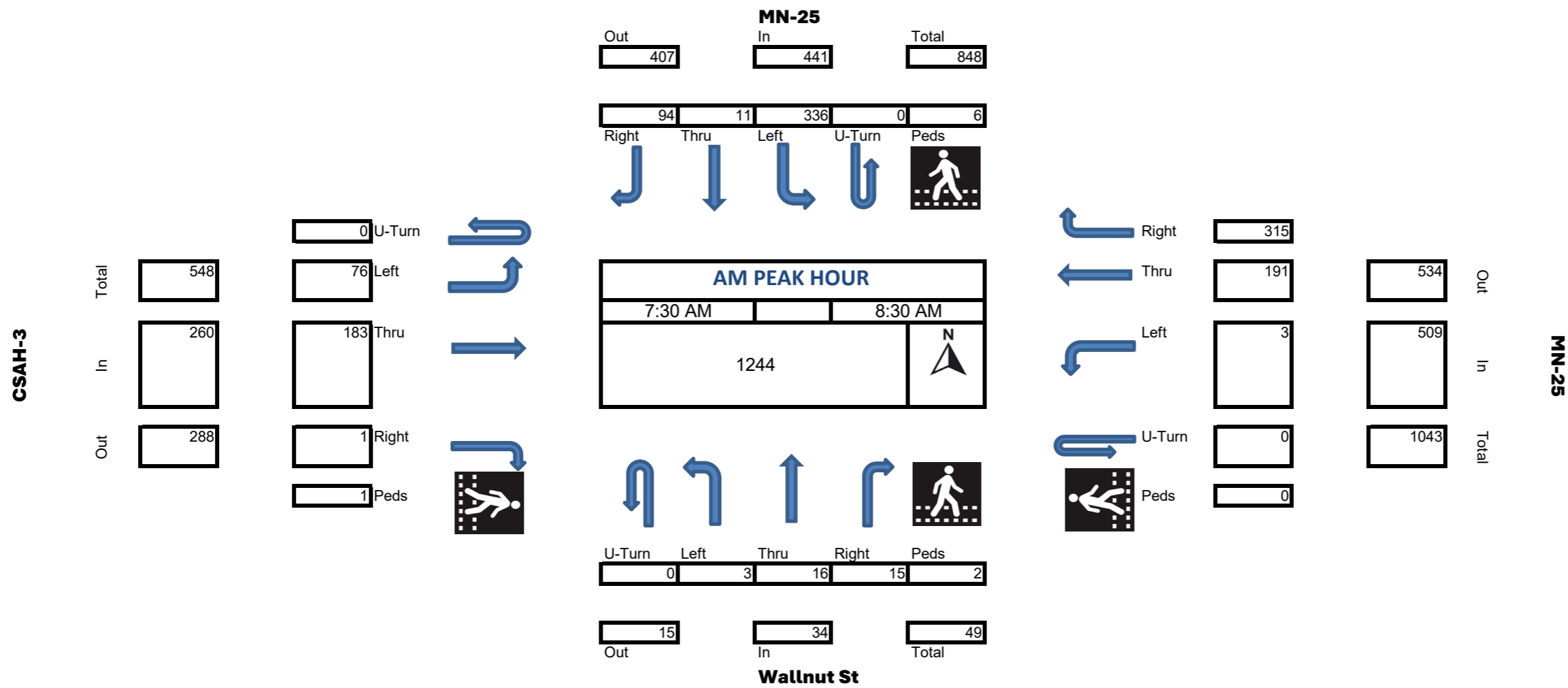
METRO TRAFFIC DATA COLLECTION UNIT

Program Support

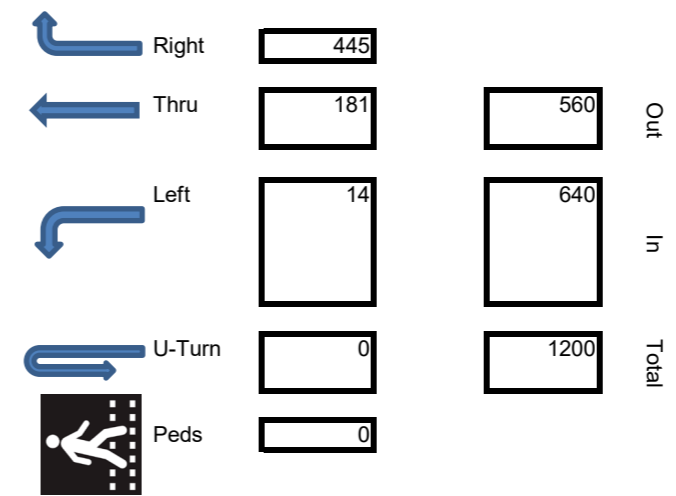
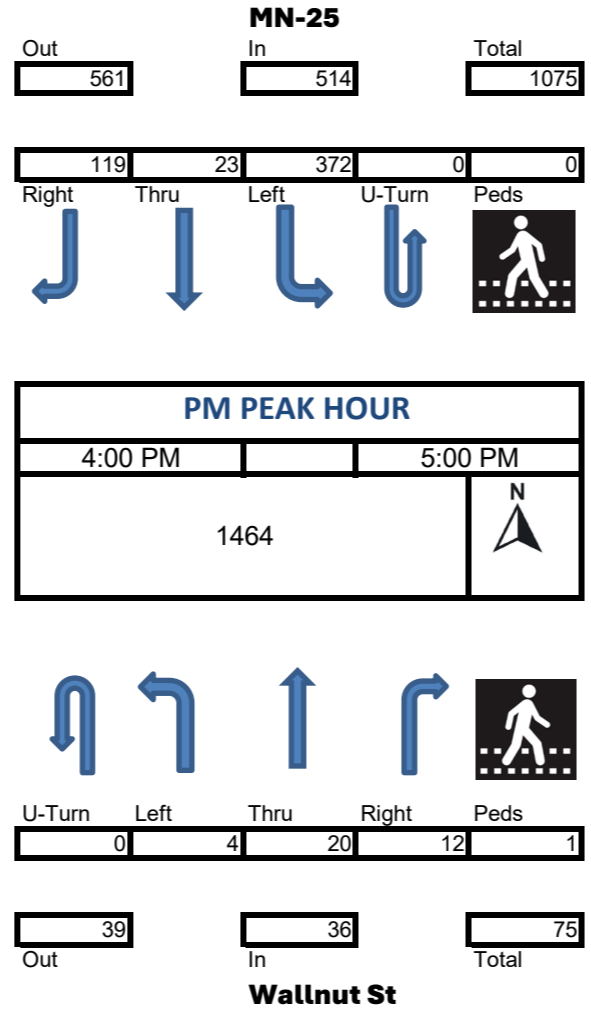
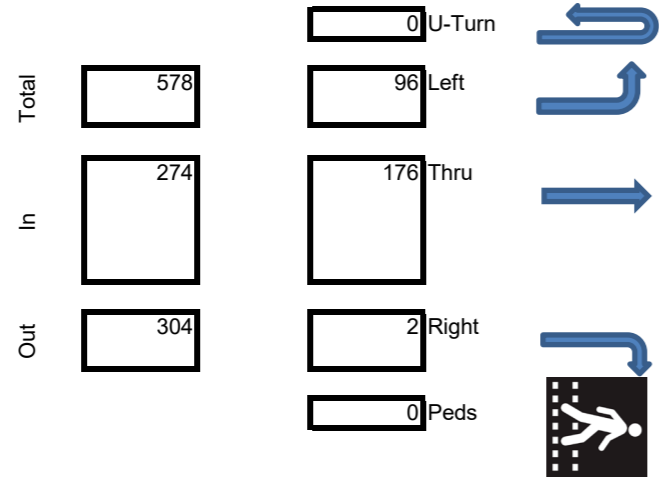
TURN MOVEMENT COUNTS

Intersection:	MN-25 at Walnut St																									
City:	Belle Plaine																									
County:																										
Ref.Pt.:																										
Start Date:	5/16/2023																									
Road Name	MN-25						MN-25						Walnut St						CSAH-3							
Direction	South Bound						West Bound						North Bound						East Bound							
Start Time	U Turns	Left Turns	Straight Through	Right Turns	EB Ped Crossings	WB Ped Crossings	U Turns	Left Turns	Straight Through	Right Turns	NB Ped Crossings	SB Ped Crossings	U Turns	Left Turns	Straight Through	Right Turns	EB Ped Crossings	WB Ped Crossings	U Turns	Left Turns	Straight Through	Right Turns	NB Ped Crossings	SB Ped Crossings	Int. Total	Peds Total
6:00 AM	0	51	0	7	0	0	0	0	6	34	0	0	0	0	4	2	2	0	0	9	36	0	0	0	149	0
6:15 AM	0	57	0	6	0	0	0	0	9	34	0	0	0	0	4	2	0	0	0	15	23	0	0	0	150	0
6:30 AM	0	72	1	14	0	0	0	2	12	59	0	0	0	0	4	1	1	0	0	17	29	0	0	0	211	0
6:45 AM	0	60	1	14	0	0	0	1	13	29	0	0	0	0	1	2	0	0	0	16	26	0	0	0	163	0
Hourly Total	0	240	2	41	0	0	0	3	40	156	0	0	0	0	13	7	3	0	0	57	114	0	0	0	673	0
7:00 AM	0	61	3	16	0	0	0	0	31	60	0	0	0	0	7	5	0	0	0	19	28	0	0	0	230	0
7:15 AM	0	74	3	26	0	0	0	1	27	67	0	0	0	0	3	3	0	0	0	28	29	1	0	1	262	1
7:30 AM	0	90	7	24	0	1	0	2	28	85	0	0	0	1	4	5	0	2	0	24	33	0	0	0	303	3
7:45 AM	0	83	0	23	4	0	0	1	53	72	0	0	0	0	8	2	0	0	0	21	38	0	0	0	301	0
Hourly Total	0	308	13	89	4	1	0	4	139	284	0	0	0	1	22	15	0	2	0	92	128	1	0	1	1096	4
8:00 AM	0	87	1	32	0	1	0	0	64	83	0	0	0	1	3	3	0	0	0	11	60	0	0	0	345	1
8:15 AM	0	76	3	15	0	0	0	0	46	75	0	0	0	1	1	5	0	0	0	20	52	1	1	0	295	0
8:30 AM	0	69	4	12	0	0	0	1	21	55	0	0	0	2	1	4	0	1	0	12	31	0	0	0	212	1
8:45 AM	0	61	1	18	0	0	0	0	19	51	0	0	0	1	0	0	0	0	0	14	20	1	0	0	186	0
Hourly Total	0	293	9	77	0	1	0	1	150	264	0	0	0	5	5	12	0	1	0	57	163	2	1	0	1038	2
9:00 AM	0	56	5	15	0	0	0	0	25	53	0	0	0	2	2	0	0	0	0	11	29	0	0	0	198	0
9:15 AM	0	51	1	8	0	0	0	1	29	53	0	0	0	0	3	0	0	0	0	7	32	0	0	0	185	0
9:30 AM	0	60	3	19	0	0	0	0	23	51	0	0	0	1	2	1	0	0	0	10	27	0	0	0	197	0
9:45 AM	0	50	0	21	0	0	0	0	29	51	0	0	0	0	1	0	0	0	0	12	24	0	0	0	188	0
Hourly Total	0	217	9	63	0	0	0	1	106	208	0	0	0	3	8	1	0	0	0	40	112	0	0	0	768	0
9:00 AM	0	58	2	7	0	0	0	1	24	47	0	0	0	0	1	0	2	0	0	12	30	0	0	1	182	1
9:15 AM	0	45	2	16	0	0	0	0	14	32	0	0	0	0	2	1	0	1	0	8	29	0	0	0	149	1
9:30 AM	0	45	5	14	0	0	0	0	28	36	0	0	0	0	0	2	0	0	0	10	21	1	0	0	162	0
9:45 AM	0	41	3	14	0	0	0	0	19	46	0	0	0	0	2	3	0	0	0	7	37	0	0	0	172	0
Hourly Total	0	189	12	51	0	0	0	1	85	161	0	0	0	0	5	6	2	1	0	37	117	1	0	1	665	2
10:00 AM	0	51	2	15	0	0	0	0	29	49	0	0	0	0	0	1	0	0	0	10	27	0	0	0	184	0
10:15 AM	0	44	0	11	0	0	0	1	30	50	0	0	0	1	1	2	0	0	0	8	24	1	0	0	173	0
10:30 AM	0	51	2	14	2	1	0	0	36	34	0	0	0	0	0	0	0	0	0	11	28	2	0	0	178	1
10:45 AM	0	60	1	14	0	0	0	0	27	62	0	0	0	0	4	1	1	0	0	9	26	0	0	0	204	0
Hourly Total	0	206	5	54	2	1	0	1	122	195	0	0	0	1	5	4	1	0	0	38	105	3	0	0	739	1
11:00 AM	0	62	1	6	0	0	0	3	42	37	0	0	0	0	0	1	0	0	0	9	41	0	0	0	202	0
11:15 AM	0	51	2	13	0	0	0	5	33	50	0	0	0	0	3	5	0	0	0	10	36	1	0	0	209	0
11:30 AM	0	50	5	10	0	0	0	4	31	63	0	0	0	0	2	0	0	0	0	15	61	2	0	0	243	0
11:45 AM	0	45	4	14	0	0	0	0	44	51	0	0	0	0	2	1	0	0	0	8	19	1	0	0	189	0
Hourly Total	0	208	12	43	0	0	0	12	150	201	0	0	0	0	7	7	0	0	0	42	157	4	0	0	843	0
1:00 PM	0	51	4	6	0	0	0	2	35	57	0	2	0	0	3	2	0	2	0	8	24	0	0	0	192	4
1:15 PM	0	49	1	12	2	0	0	5	21	45	0	0	0	0	3	1	0	0	0	8	29	0	0	0	174	0
1:30 PM	0	53	9	12	0	0	0	0	25	62	0	0	0	0	4	2	0	0	0	11	30	0	0	0	208	0
1:45 PM	0	39	3	11	0	0	0	1	25	43	0	0	0	0	3	6	0	0	0	9	27	0	0	0	167	0
Hourly Total	0	192	17	41	2	0	0	8	106	207	0	2	0	0	13	11	0	2	0	36	110	0	0	0	741	4
2:00 PM	0	52	2	13	0	0	0	0	28	42	0	0	0	0	1	1	0	0	0	15	34	1	0	0	189	0
2:15 PM	0	43	4	9	0	0	0	1	33	49	0	0	0	1	4	0	0	0	0	17	26	1	0	0	188	0
2:30 PM	0	59	6	25	0	0	0	1	27	69	0	0	0	1	8	4	0	0	0	7	23	2	0	0	232	0
2:45 PM	0	63	4	16	0	0	0	1	31	53	0	0	0	0	5	1	0	0	0	13	26	1	0	0	214	0
Hourly Total	0	217	16	63	0	0	0	3	119	213	0	0	0	2	18	6	0	0	0	52	109	5	0	0	823	0
3:00 PM	0	61	5	24	0	0	0	2	38	87	0	0	0	1	2	2	0	1	0	18	31	0	0	0	271	1

3:15 PM	0	76	8	28	0	0	0	1	40	89	0	0	0	0	5	2	0	0	0	24	64	2	0	0	339	0
3:30 PM	0	79	5	19	0	0	0	1	51	89	0	0	0	1	5	1	0	0	0	26	59	0	0	0	336	0
3:45 PM	0	78	3	23	1	4	0	3	36	96	0	0	0	0	3	3	0	0	0	32	29	0	0	0	306	4
Hourly Total	0	294	21	94	1	4	0	7	165	361	0	0	0	2	15	8	0	1	0	100	183	2	0	0	1252	5
4:00 PM	0	71	8	41	0	0	0	2	58	97	0	0	0	1	2	0	0	0	0	24	47	1	0	0	352	0
4:15 PM	0	97	7	32	0	0	0	5	40	101	0	0	0	0	6	3	0	1	0	26	48	1	0	0	366	1
4:30 PM	0	99	4	27	0	0	0	4	34	119	0	0	0	1	7	8	0	0	0	28	44	0	0	0	375	0
4:45 PM	0	105	4	19	0	0	0	3	49	128	0	0	0	2	5	1	0	0	0	18	37	0	0	0	371	0
Hourly Total	0	372	23	119	0	0	0	14	181	445	0	0	0	4	20	12	0	1	0	96	176	2	0	0	1464	1
5:00 PM	0	95	7	15	0	2	0	4	43	110	0	0	0	1	5	2	0	0	0	26	39	0	0	0	347	2
5:15 PM	0	107	8	31	0	0	0	3	39	111	0	0	0	0	1	3	0	0	0	19	44	0	0	0	366	0
5:30 PM	0	103	7	33	1	2	0	1	42	107	0	0	0	0	5	4	0	0	0	26	24	0	0	0	352	2
5:45 PM	0	86	7	38	5	1	0	3	31	89	0	0	0	1	2	1	0	1	0	14	28	1	0	0	301	2
Hourly Total	0	391	29	117	6	5	0	11	155	417	0	0	0	2	13	10	0	1	0	85	135	1	0	0	1366	6
TOTAL	0	3127	168	852	15	12	0	66	1518	3112	0	2	0	20	144	99	6	9	0	732	1609	21	1	2	11468	47
Cars+	0	2621	167	818			0	66	1490	2598			0	19	140	99			0	704	1575	18				
Trucks	0	506	1	34			0	0	28	514			0	1	4	0			0	28	34	3				1153
% Trucks	0.0	16.2	0.6	4.0			0.0	0.0	1.8	16.5			0.0	5.0	2.8	0.0			0.0	3.8	2.1	14.3				10.1
		13.0						11.5						1.9						2.8						



CSAH-3



MN-25