



Turning Movement Count

SRF Consulting Group

3701 Wayzata Blvd, Suite 100, Minneapolis, MN 55416

Intersection: TH 252 & 66th Avenue

Date: 11/7/2024

Start Time	66th Avenue EB					W Leg Peds	66th Avenue WB					E Leg Peds	TH 252 NB					S Leg Peds	TH 252 SB					N Leg Peds	15 min Veh. Total	15 min Ped Total
	U	L	T	R	U		L	T	R	U	L		T	R	U	L	T		R							
6:00	-	8	1	35	-	-	8	-	-	-	-	3	11	150	7	-	-	2	506	16	-	747	-			
6:15	-	12	1	46	-	-	13	5	1	-	-	6	13	208	5	-	-	-	619	22	-	951	-			
6:30	-	4	2	42	-	-	4	-	2	-	-	4	23	214	3	-	-	-	827	28	-	1,153	-			
6:45	-	9	2	69	-	-	14	4	3	-	-	5	21	276	2	-	-	1	757	17	1	1,180	1			
7:00	1	4	-	52	-	-	15	-	2	1	-	1	28	334	3	1	-	2	908	26	-	1,376	2			
7:15	-	10	2	70	-	-	15	3	-	-	-	7	36	327	6	-	-	-	810	26	-	1,312	-			
7:30	-	12	2	66	-	-	12	3	1	-	-	5	24	339	4	-	-	1	908	34	-	1,411	-			
7:45	-	15	1	74	-	-	18	3	2	-	-	10	37	372	7	-	-	-	855	27	-	1,421	-			
8:00	-	9	-	55	-	-	15	6	-	-	-	9	41	348	7	-	-	-	713	28	-	1,231	-			
8:15	-	8	-	56	-	-	9	2	-	-	-	4	33	285	3	-	-	1	767	36	-	1,204	-			
8:30	-	14	3	81	-	-	9	1	3	-	-	15	44	283	7	-	-	1	653	30	-	1,144	-			
8:45	1	17	3	57	-	-	13	4	-	-	-	9	30	252	5	-	-	1	616	24	1	1,032	1			
9:00	-	11	3	44	-	-	13	2	1	-	-	12	40	258	6	-	-	-	532	19	-	941	-			
9:15	-	12	-	56	-	-	9	1	-	-	-	10	40	239	5	-	-	1	520	25	-	918	-			
9:30	-	16	1	73	-	-	3	2	1	-	-	7	27	255	6	-	-	2	547	26	1	966	1			
9:45	-	8	1	38	-	-	6	2	-	-	-	10	36	287	8	-	-	-	472	25	-	893	-			
10:00	-	9	3	48	-	-	6	1	-	-	-	19	39	240	8	-	-	-	394	17	1	784	1			
10:15	-	9	-	50	-	-	7	-	1	-	-	16	31	265	8	-	-	2	398	17	-	804	-			
10:30	-	9	1	45	-	-	10	4	1	-	-	12	44	290	6	-	-	1	448	19	-	890	-			
10:45	-	16	-	47	-	-	9	3	1	-	-	12	52	296	6	-	-	-	401	20	1	863	1			
11:00	-	16	2	49	-	-	4	1	1	-	-	14	57	297	5	-	-	1	359	33	-	839	-			
11:15	1	4	-	63	-	-	6	2	-	-	-	28	48	326	8	-	1	-	388	26	-	901	-			
11:30	-	16	-	53	-	-	7	2	-	-	-	24	32	347	9	-	-	-	431	19	-	940	-			
11:45	-	12	3	49	-	-	7	3	1	-	-	16	51	309	5	-	-	-	390	20	-	866	-			
12:00	-	11	1	42	-	-	7	1	-	-	-	16	48	332	7	-	-	2	354	21	-	842	-			
12:15	-	18	2	61	-	-	10	1	-	-	-	18	49	360	7	-	-	-	369	11	-	906	-			
12:30	-	16	1	51	-	-	4	1	1	-	-	16	42	402	7	-	-	-	360	23	-	924	-			
12:45	-	16	3	50	-	-	5	2	1	-	-	24	27	356	8	-	1	-	388	28	-	909	-			
13:00	-	15	1	49	-	-	8	3	1	-	-	17	48	379	16	-	1	-	338	22	-	898	-			
13:15	-	21	-	60	-	-	9	1	-	-	-	22	49	396	9	-	-	1	424	19	-	1,011	-			
13:30	-	17	1	68	-	-	5	-	2	-	-	19	41	458	8	-	-	1	415	24	-	1,059	-			
13:45	-	15	1	67	-	-	11	3	-	-	-	24	56	448	10	1	-	-	384	24	-	1,043	1			
14:00	-	29	1	67	-	-	3	-	1	-	-	21	40	515	9	-	-	1	425	24	-	1,136	-			
14:15	1	27	1	65	-	-	5	4	1	-	-	27	45	566	6	-	-	5	456	31	1	1,240	1			
14:30	-	31	5	108	-	-	11	6	1	-	-	17	50	588	16	-	-	-	388	27	1	1,248	1			
14:45	-	31	6	74	-	-	9	5	-	-	-	19	47	657	8	-	-	-	457	20	-	1,333	-			
15:00	-	33	3	88	-	-	9	-	1	-	-	14	51	745	12	2	-	-	449	17	-	1,422	2			
15:15	-	46	10	120	-	-	11	2	2	-	-	22	82	671	11	2	1	-	391	25	-	1,394	2			
15:30	-	40	4	119	-	-	12	7	1	-	-	25	62	773	16	-	-	1	448	27	-	1,535	-			
15:45	-	57	4	94	-	-	5	2	-	-	-	20	58	759	13	1	-	2	426	26	-	1,466	1			
16:00	-	60	8	100	-	-	11	4	-	-	-	8	63	688	16	-	-	1	455	33	-	1,447	-			
16:15	-	37	6	92	-	-	6	5	2	-	-	7	44	777	13	-	-	-	509	27	-	1,525	-			
16:30	-	57	6	98	-	-	10	5	2	-	-	15	52	729	7	-	1	-	483	24	-	1,489	-			
16:45	-	48	7	70	-	-	4	-	2	-	-	8	46	669	8	-	-	1	447	28	-	1,338	-			
17:00	-	35	2	74	-	-	8	1	-	-	-	11	44	608	11	-	-	-	421	26	-	1,241	-			
17:15	-	48	6	79	-	-	13	8	2	-	-	4	62	540	12	-	-	4	399	32	-	1,209	-			
17:30	-	46	11	63	-	-	6	2	3	-	-	9	53	591	4	-	-	1	427	26	1	1,242	1			
17:45	-	39	3	70	-	-	6	3	2	-	-	7	64	555	13	-	-	1	387	26	-	1,176	-			
18:00	1	24	4	83	-	-	15	7	1	-	-	8	70	546	16	-	-	1	457	20	-	1,253	-			
18:15	-	25	2	59	-	-	6	1	-	-	-	11	38	506	10	-	-	-	454	24	-	1,136	-			
18:30	-	20	2	63	-	-	3	-	1	-	-	9	46	431	14	-	1	1	405	24	1	1,020	1			
18:45	-	8	1	54	-	-	14	2	1	-	-	9	46	384	13	-	-	-	338	25	-	895	-			
Total	5	1,130	133	3,406	-	-	458	130	49	1	685	2,261	22,226	439	7	6	39	25,873	1,264	9	58,104	17				
Trucks	-	2%	4%	3%	-	-	2%	5%	2%	-	1%	3%	2%	4%	-	-	3%	2%	4%	-	2%	-	-			



Turning Movement Count

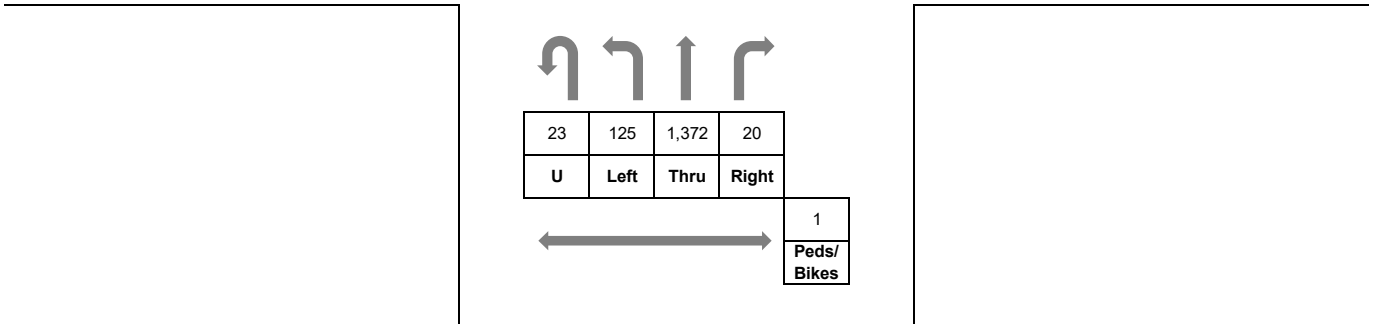
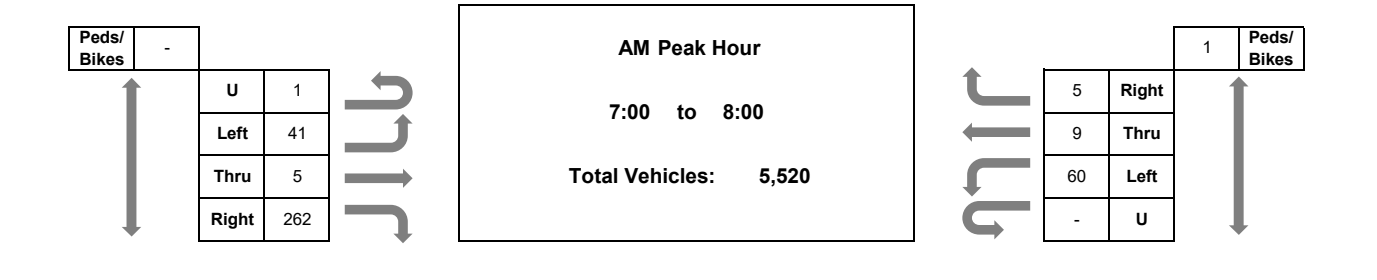
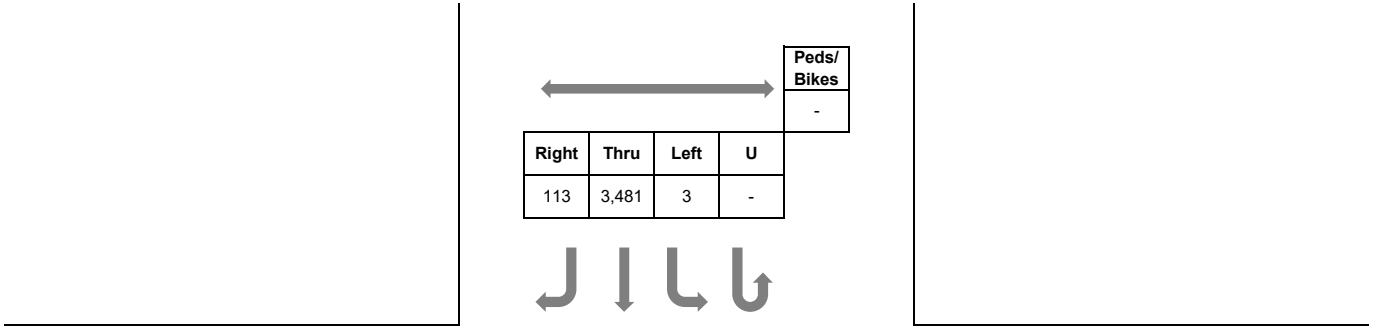
SRF Consulting Group

3701 Wayzata Blvd, Suite 100, Minneapolis, MN 55416

Intersection: TH 252 & 66th Avenue

Date: 11/7/2024

Start Time	66th Avenue EB					W Leg Peds	66th Avenue WB				E Leg Peds	TH 252 NB				S Leg Peds	TH 252 SB				N Leg Peds	15 min Veh. Total	15 min Ped Total
	U	L	T	R	U		L	T	R	U		L	T	R	U		L	T	R				
7:00	1	4	-	52	-	-	15	-	2	1	1	28	334	3	1	-	2	908	26	-	1,376	2	
7:15	-	10	2	70	-	-	15	3	-	-	7	36	327	6	-	-	-	810	26	-	1,312	-	
7:30	-	12	2	66	-	-	12	3	1	-	5	24	339	4	-	-	1	908	34	-	1,411	-	
7:45	-	15	1	74	-	-	18	3	2	-	10	37	372	7	-	-	-	855	27	-	1,421	-	
Total	1	41	5	262	-	-	60	9	5	1	23	125	1,372	20	1	-	3	3,481	113	-	5,520	2	
PHF	0.25	0.68	0.63	0.89	-	-	0.83	0.75	0.63	-	0.58	0.84	0.92	0.71	-	-	-	0.38	0.96	0.83	-	0.97	-
Trucks	-	2%	20%	5%	-	-	5%	22%	-	-	-	13%	4%	20%	-	-	-	2%	3%	-	-	3%	-





Turning Movement Count

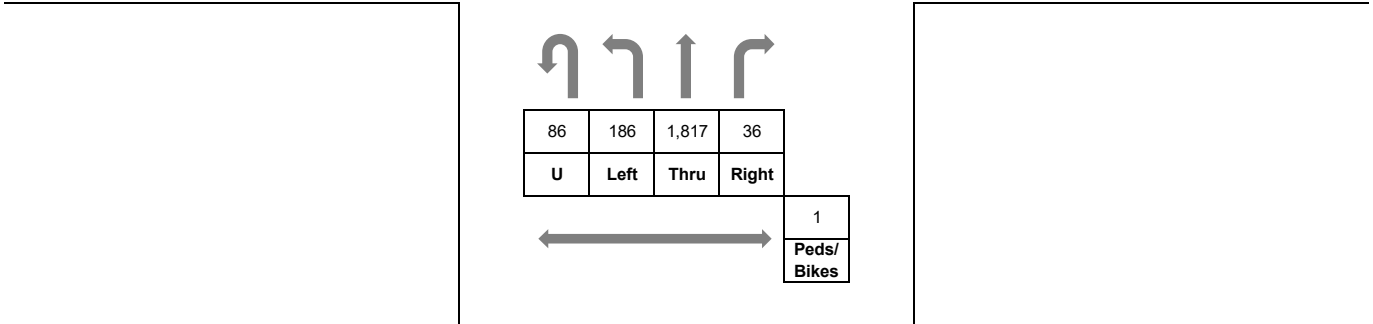
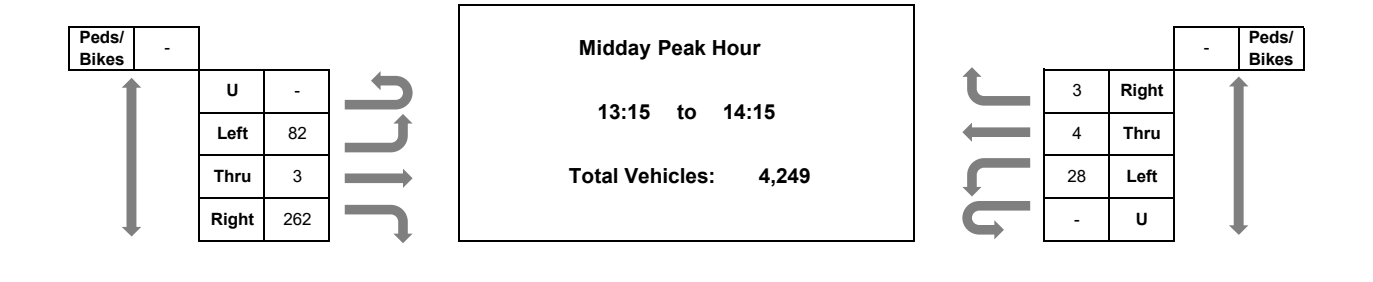
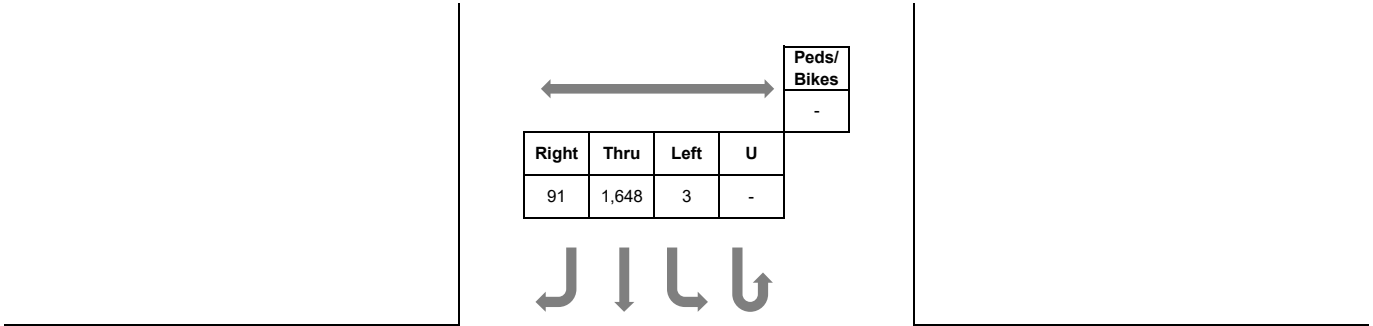
SRF Consulting Group

3701 Wayzata Blvd, Suite 100, Minneapolis, MN 55416

Intersection: TH 252 & 66th Avenue

Date: 11/7/2024

Start Time	66th Avenue EB					W Leg Peds	66th Avenue WB				E Leg Peds	TH 252 NB				S Leg Peds	TH 252 SB				N Leg Peds	15 min Veh. Total	15 min Ped Total
	U	L	T	R	U		L	T	R	U		L	T	R	U		L	T	R				
13:15	-	21	-	60	-	-	9	1	-	-	22	49	396	9	-	-	1	424	19	-	1,011	-	
13:30	-	17	1	68	-	-	5	-	2	-	19	41	458	8	-	-	1	415	24	-	1,059	-	
13:45	-	15	1	67	-	-	11	3	-	-	24	56	448	10	1	-	-	384	24	-	1,043	1	
14:00	-	29	1	67	-	-	3	-	1	-	21	40	515	9	-	-	1	425	24	-	1,136	-	
Total	-	82	3	262	-	-	28	4	3	-	86	186	1,817	36	1	-	3	1,648	91	-	4,249	1	
PHF	-	0.71	0.75	0.96	-	-	0.64	0.33	0.38	-	0.90	0.83	0.88	0.90	-	-	0.75	0.97	0.95	-	0.94	-	
Trucks	-	-	-	3%	-	-	-	-	-	-	-	3%	3%	-	-	-	-	3%	3%	-	3%	-	





Turning Movement Count

SRF Consulting Group

3701 Wayzata Blvd, Suite 100, Minneapolis, MN 55416

Intersection: TH 252 & 66th Avenue

Date: 11/7/2024

Start Time	66th Avenue EB					W Leg Peds	66th Avenue WB					E Leg Peds	TH 252 NB					S Leg Peds	TH 252 SB					N Leg Peds	15 min Veh. Total	15 min Ped Total
	U	L	T	R	U		L	T	R	U	L		T	R	U	L	T		R							
15:30	-	40	4	119	-	-	12	7	1	-	25	62	773	16	-	-	1	448	27	-	1,535	-				
15:45	-	57	4	94	-	-	5	2	-	-	20	58	759	13	1	-	2	426	26	-	1,466	1				
16:00	-	60	8	100	-	-	11	4	-	-	8	63	688	16	-	-	1	455	33	-	1,447	-				
16:15	-	37	6	92	-	-	6	5	2	-	7	44	777	13	-	-	-	509	27	-	1,525	-				
Total	-	194	22	405	-	-	34	18	3	-	60	227	2,997	58	1	-	4	1,838	113	-	5,973	1				
PHF	-	0.81	0.69	0.85	-	-	0.71	0.64	0.38	-	0.60	0.90	0.96	0.91	-	-	0.50	0.90	0.86	-	0.97	-				
Trucks	-	2%	9%	2%	-	-	6%	11%	-	-	2%	2%	1%	5%	-	-	2%	5%	-	-	2%	-				

