



# Turning Movement Count

SRF Consulting Group

3701 Wayzata Blvd, Suite 100, Minneapolis, MN 55416

Intersection: 85th Avenue & Edinbrook Parkway

Date: 11/7/2024

Start Time	85th Avenue EB					W Leg Peds	85th Avenue WB					E Leg Peds	-				S Leg Peds	Edinbrook Parkway SB					N Leg Peds	15 min Veh. Total	15 min Ped Total
	U	L	T	R	U		L	T	R	U	L		T	R	U	L		T	R	U	L	T			
6:00	-	3	48	-	-	-	-	25	3	-	-	-	-	-	-	-	-	13	-	1	-	93	-		
6:15	-	6	62	-	-	-	-	32	14	-	-	-	-	-	-	-	-	18	-	6	1	138	1		
6:30	-	2	58	-	-	-	-	42	10	-	-	-	-	-	-	-	-	25	-	5	-	142	-		
6:45	-	10	75	-	-	-	-	74	13	-	-	-	-	-	-	-	-	17	-	11	-	200	-		
7:00	-	8	100	-	-	-	-	56	13	-	-	-	-	-	-	-	-	36	-	12	1	225	1		
7:15	-	11	100	-	-	-	-	65	16	-	-	-	-	-	-	-	-	38	-	9	-	239	-		
7:30	-	14	116	-	-	-	-	64	15	-	-	-	-	-	-	-	-	40	-	13	-	262	-		
7:45	-	20	98	-	-	-	-	103	17	-	-	-	-	-	-	-	-	29	-	14	-	281	-		
8:00	-	16	90	-	-	-	-	92	23	-	-	-	-	-	-	-	-	36	-	7	-	264	-		
8:15	-	13	108	-	-	-	-	76	21	-	-	-	-	-	-	-	-	26	-	16	-	260	-		
8:30	-	17	90	-	-	-	-	53	19	-	-	-	-	-	-	-	-	41	-	28	-	248	-		
8:45	-	22	84	-	-	-	-	73	22	-	-	-	-	-	-	-	-	31	-	11	-	243	-		
9:00	-	20	81	-	-	-	-	77	18	-	-	-	-	-	-	-	-	27	-	20	-	243	-		
9:15	-	17	72	-	-	-	-	83	17	1	-	-	-	-	-	-	-	27	-	17	-	233	1		
9:30	-	14	96	-	-	-	-	56	19	-	-	-	-	-	-	-	-	34	-	19	-	238	-		
9:45	-	18	72	-	-	-	-	83	18	-	-	-	-	-	-	-	-	18	-	13	-	222	-		
10:00	-	11	84	-	-	-	-	66	21	-	-	-	-	-	-	-	-	23	-	15	-	220	-		
10:15	-	26	85	-	-	-	-	69	19	-	-	-	-	-	-	-	-	31	-	15	-	245	-		
10:30	1	20	73	-	-	-	-	71	28	-	-	-	-	-	-	-	-	43	-	30	-	266	-		
10:45	-	17	83	-	-	-	-	80	24	-	-	-	-	-	-	-	-	24	-	20	-	248	-		
11:00	-	18	63	-	-	-	-	57	14	-	-	-	-	-	-	-	-	24	-	18	-	194	-		
11:15	-	27	84	-	1	-	-	61	13	1	-	-	-	-	-	-	-	25	-	23	-	233	2		
11:30	-	27	100	-	-	-	-	79	23	-	-	-	-	-	-	-	-	28	-	23	1	280	1		
11:45	-	25	98	-	-	-	-	87	29	-	-	-	-	-	-	-	-	25	-	18	-	282	-		
12:00	-	27	90	-	1	1	-	76	24	-	-	-	-	-	-	-	-	25	-	30	-	273	1		
12:15	-	32	77	-	-	-	-	71	22	-	-	-	-	-	-	-	-	37	-	36	-	275	-		
12:30	-	37	87	-	-	-	-	101	25	-	-	-	-	-	-	-	-	24	-	37	-	311	-		
12:45	-	12	83	-	-	-	-	75	25	-	-	-	-	-	-	-	-	22	-	29	-	246	-		
13:00	-	31	87	-	-	-	-	76	39	-	-	-	-	-	-	-	-	27	-	20	-	280	-		
13:15	-	24	115	-	-	-	-	94	23	1	-	-	-	-	-	-	-	30	-	26	2	312	3		
13:30	-	28	92	-	1	1	-	81	25	-	-	-	-	-	-	-	-	27	-	21	-	275	-		
13:45	-	24	94	-	-	-	-	79	22	-	-	-	-	-	-	-	-	27	-	29	-	275	-		
14:00	-	24	109	-	-	-	-	84	27	-	-	-	-	-	-	-	-	27	-	22	-	293	-		
14:15	-	31	120	-	-	-	-	119	33	-	-	-	-	-	-	-	-	32	-	34	1	369	1		
14:30	-	35	117	-	-	-	-	96	29	-	-	-	-	-	-	-	-	25	-	35	1	337	1		
14:45	-	23	136	-	1	-	-	99	37	-	-	-	-	-	-	-	-	33	-	31	-	359	1		
15:00	1	44	129	-	-	-	-	117	29	-	-	-	-	-	-	-	-	26	-	29	-	375	-		
15:15	1	38	136	-	-	-	-	110	30	1	-	-	-	-	-	-	-	30	-	30	1	375	2		
15:30	2	27	176	-	-	-	-	141	44	-	-	-	-	-	-	-	-	34	-	35	1	459	1		
15:45	-	39	162	-	2	-	-	129	43	1	-	-	-	-	-	-	-	27	-	32	-	432	3		
16:00	-	36	166	-	-	-	-	107	40	-	-	-	-	-	-	-	-	41	-	27	4	417	4		
16:15	-	47	173	-	-	-	-	131	50	-	-	-	-	-	-	-	-	40	-	34	1	475	1		
16:30	-	23	161	-	-	-	-	108	36	-	-	-	-	-	-	-	-	22	-	33	3	383	3		
16:45	1	39	186	-	-	-	-	134	37	-	-	-	-	-	-	-	-	36	-	39	-	472	-		
17:00	-	32	160	-	-	-	-	115	40	-	-	-	-	-	-	-	-	47	-	42	-	436	-		
17:15	-	42	151	-	-	-	-	122	35	-	-	-	-	-	-	-	-	24	-	36	3	410	3		
17:30	-	35	143	-	-	-	-	118	39	-	-	-	-	-	-	-	-	36	-	33	-	404	-		
17:45	-	32	131	-	1	-	-	135	38	-	-	-	-	-	-	-	-	32	-	26	-	394	1		
18:00	-	27	99	-	1	-	-	121	33	-	-	-	-	-	-	-	-	40	-	31	-	351	1		
18:15	-	27	122	-	-	-	-	87	22	-	-	-	-	-	-	-	-	27	-	19	-	304	-		
18:30	-	19	81	-	-	-	-	93	23	-	-	-	-	-	-	-	-	29	-	27	-	272	-		
18:45	-	16	72	-	-	-	-	83	30	1	-	-	-	-	-	-	-	17	-	27	-	245	1		
<b>Total</b>	<b>6</b>	<b>1,233</b>	<b>5,475</b>	<b>-</b>	<b>7</b>	<b>2</b>	<b>-</b>	<b>4,526</b>	<b>1,329</b>	<b>6</b>	<b>-</b>	<b>-</b>	<b>-</b>	<b>-</b>	<b>-</b>	<b>-</b>	<b>-</b>	<b>1,523</b>	<b>-</b>	<b>1,214</b>	<b>20</b>	<b>15,308</b>	<b>33</b>		
<b>Trucks</b>	<b>-</b>	<b>2%</b>	<b>3%</b>	<b>-</b>	<b>-</b>	<b>-</b>	<b>-</b>	<b>3%</b>	<b>2%</b>	<b>-</b>	<b>-</b>	<b>-</b>	<b>-</b>	<b>-</b>	<b>-</b>	<b>-</b>	<b>-</b>	<b>2%</b>	<b>-</b>	<b>1%</b>	<b>-</b>	<b>2%</b>	<b>-</b>		



# Turning Movement Count

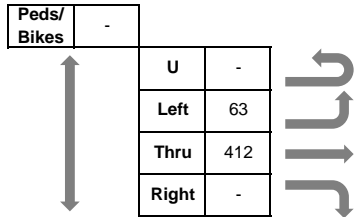
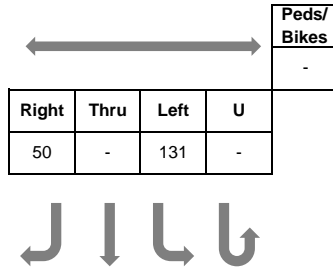
SRF Consulting Group

3701 Wayzata Blvd, Suite 100, Minneapolis, MN 55416

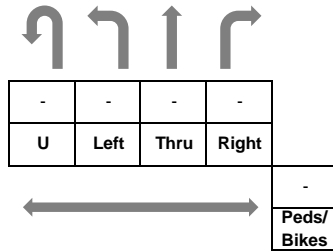
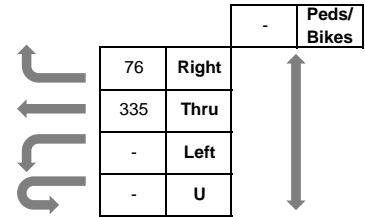
Intersection: 85th Avenue & Edinbrook Parkway

Date: 11/7/2024

Start Time	85th Avenue EB					W Leg Peds	85th Avenue WB				E Leg Peds	NB				S Leg Peds	Edinbrook Parkway SB				N Leg Peds	15 min Veh. Total	15 min Ped Total
	U	L	T	R	U		L	T	R	U		L	T	R	U		L	T	R				
7:30	-	14	116	-	-	-	-	64	15	-	-	-	-	-	-	-	-	40	-	13	-	262	-
7:45	-	20	98	-	-	-	-	103	17	-	-	-	-	-	-	-	-	29	-	14	-	281	-
8:00	-	16	90	-	-	-	-	92	23	-	-	-	-	-	-	-	-	36	-	7	-	264	-
8:15	-	13	108	-	-	-	-	76	21	-	-	-	-	-	-	-	-	26	-	16	-	260	-
<b>Total</b>	-	<b>63</b>	<b>412</b>	-	-	-	-	<b>335</b>	<b>76</b>	-	-	-	-	-	-	-	-	<b>131</b>	-	<b>50</b>	-	<b>1,067</b>	-
<b>PHF</b>	-	0.79	0.89	-	-	-	-	0.81	0.83	-	-	-	-	-	-	-	-	0.82	-	0.78	-	0.95	-
<b>Trucks</b>	-	2%	4%	-	-	-	-	2%	7%	-	-	-	-	-	-	-	-	4%	-	4%	-	3%	-



**AM Peak Hour**  
7:30 to 8:30  
**Total Vehicles: 1,067**





# Turning Movement Count

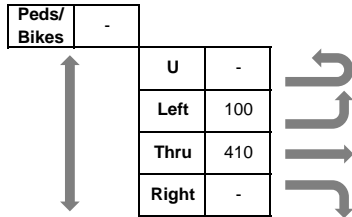
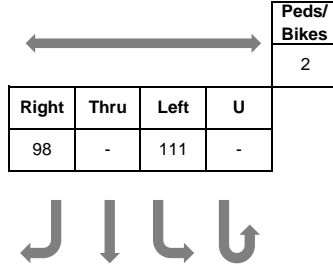
SRF Consulting Group

3701 Wayzata Blvd, Suite 100, Minneapolis, MN 55416

Intersection: 85th Avenue & Edinbrook Parkway

Date: 11/7/2024

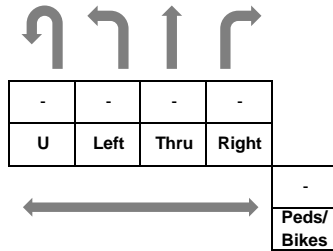
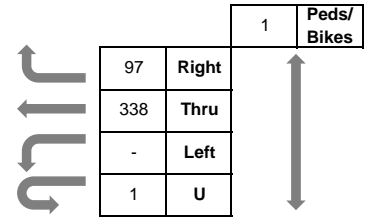
Start Time	85th Avenue EB					W Leg Peds	85th Avenue WB					E Leg Peds	NB				S Leg Peds	Edinbrook Parkway SB					N Leg Peds	15 min Veh. Total	15 min Ped Total
	U	L	T	R	U		L	T	R	U	L		T	R	U	L		T	R						
13:15	-	24	115	-	-	-	-	94	23	1	-	-	-	-	-	-	-	30	-	26	2	312	3		
13:30	-	28	92	-	-	1	-	81	25	-	-	-	-	-	-	-	-	27	-	21	-	275	-		
13:45	-	24	94	-	-	-	-	79	22	-	-	-	-	-	-	-	-	27	-	29	-	275	-		
14:00	-	24	109	-	-	-	-	84	27	-	-	-	-	-	-	-	-	27	-	22	-	293	-		
<b>Total</b>	-	<b>100</b>	<b>410</b>	-	-	<b>1</b>	-	<b>338</b>	<b>97</b>	<b>1</b>	-	-	-	-	-	-	-	<b>111</b>	-	<b>98</b>	<b>2</b>	<b>1,155</b>	<b>3</b>		
<b>PHF</b>	-	<b>0.89</b>	<b>0.89</b>	-	-	<b>0.25</b>	-	<b>0.90</b>	<b>0.90</b>	-	-	-	-	-	-	-	-	<b>0.93</b>	-	<b>0.84</b>	-	<b>0.93</b>	-		
<b>Trucks</b>	-	-	<b>2%</b>	-	-	-	-	<b>4%</b>	<b>1%</b>	-	-	-	-	-	-	-	-	<b>1%</b>	-	-	-	<b>2%</b>	-		



**Midday Peak Hour**

**13:15 to 14:15**

**Total Vehicles: 1,155**



# Turning Movement Count

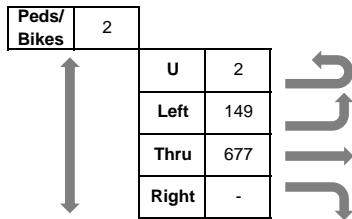
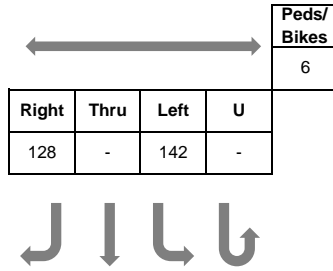
SRF Consulting Group

3701 Wayzata Blvd, Suite 100, Minneapolis, MN 55416

Intersection: 85th Avenue & Edinbrook Parkway

Date: 11/7/2024

Start Time	85th Avenue EB					W Leg Peds	85th Avenue WB				E Leg Peds	NB				S Leg Peds	Edinbrook Parkway SB				N Leg Peds	15 min Veh. Total	15 min Ped Total
	U	L	T	R	U		L	T	R	U		L	T	R	U		L	T	R				
15:30	2	27	176	-	-	-	-	141	44	-	-	-	-	-	-	-	34	-	35	1	459	1	
15:45	-	39	162	-	2	-	-	129	43	1	-	-	-	-	-	-	27	-	32	-	432	3	
16:00	-	36	166	-	-	-	-	107	40	-	-	-	-	-	-	-	41	-	27	4	417	4	
16:15	-	47	173	-	-	-	-	131	50	-	-	-	-	-	-	-	40	-	34	1	475	1	
<b>Total</b>	<b>2</b>	<b>149</b>	<b>677</b>	<b>-</b>	<b>2</b>	<b>-</b>	<b>-</b>	<b>508</b>	<b>177</b>	<b>1</b>	<b>-</b>	<b>-</b>	<b>-</b>	<b>-</b>	<b>-</b>	<b>-</b>	<b>142</b>	<b>-</b>	<b>128</b>	<b>6</b>	<b>1,783</b>	<b>9</b>	
<b>PHF</b>	<b>0.25</b>	<b>0.79</b>	<b>0.96</b>	<b>-</b>	<b>-</b>	<b>-</b>	<b>-</b>	<b>0.90</b>	<b>0.89</b>	<b>-</b>	<b>-</b>	<b>-</b>	<b>-</b>	<b>-</b>	<b>-</b>	<b>-</b>	<b>0.87</b>	<b>-</b>	<b>0.91</b>	<b>-</b>	<b>0.94</b>	<b>-</b>	
<b>Trucks</b>	<b>-</b>	<b>1%</b>	<b>3%</b>	<b>-</b>	<b>-</b>	<b>-</b>	<b>-</b>	<b>2%</b>	<b>3%</b>	<b>-</b>	<b>-</b>	<b>-</b>	<b>-</b>	<b>-</b>	<b>-</b>	<b>-</b>	<b>3%</b>	<b>-</b>	<b>1%</b>	<b>-</b>	<b>2%</b>	<b>-</b>	



**PM Peak Hour**  
15:30 to 16:30  
**Total Vehicles: 1,783**

