





# Turning Movement Count

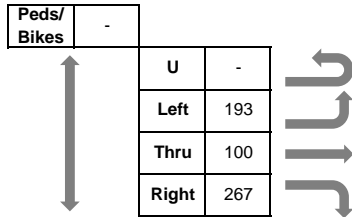
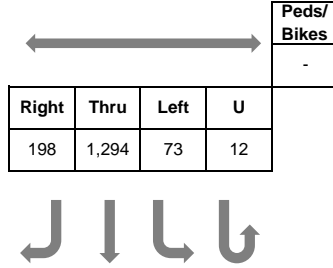
SRF Consulting Group

3701 Wayzata Blvd, Suite 100, Minneapolis, MN 55416

Intersection: TH 252 & 85th Avenue

Date: 11/2/2024

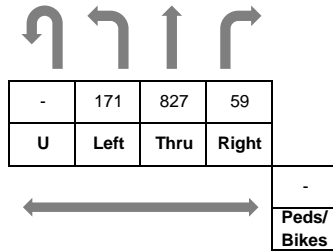
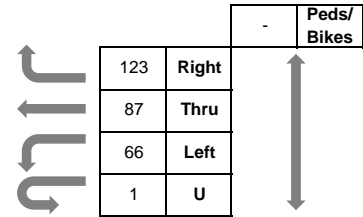
Start Time	85th Avenue EB					W Leg Peds	85th Avenue WB				E Leg Peds	TH 252 NB				S Leg Peds	TH 252 SB				N Leg Peds	15 min Veh. Total	15 min Ped Total
	U	L	T	R	U		L	T	R	U		L	T	R	U		L	T	R				
9:15	-	32	18	65	-	-	12	16	33	-	-	34	143	15	-	3	14	283	55	-	723	-	
9:30	-	52	17	62	-	-	20	15	27	-	-	48	191	13	-	2	21	333	49	-	850	-	
9:45	-	61	42	75	-	-	11	33	33	-	-	52	258	18	-	4	17	373	46	-	1,023	-	
10:00	-	48	23	65	-	1	23	23	30	-	-	37	235	13	-	3	21	305	48	-	875	-	
<b>Total</b>	-	<b>193</b>	<b>100</b>	<b>267</b>	-	<b>1</b>	<b>66</b>	<b>87</b>	<b>123</b>	-	-	<b>171</b>	<b>827</b>	<b>59</b>	-	<b>12</b>	<b>73</b>	<b>1,294</b>	<b>198</b>	-	<b>3,471</b>	-	
<b>PHF</b>	-	<b>0.79</b>	<b>0.60</b>	<b>0.89</b>	-	<b>0.25</b>	<b>0.72</b>	<b>0.66</b>	<b>0.93</b>	-	-	<b>0.82</b>	<b>0.80</b>	<b>0.82</b>	-	<b>0.75</b>	<b>0.87</b>	<b>0.87</b>	<b>0.90</b>	-	<b>0.85</b>	-	
<b>Trucks</b>	-	-	1%	0%	-	-	-	-	1%	-	-	2%	0%	-	-	-	-	1%	-	-	0%	-	



**AM Peak Hour**

**9:15 to 10:15**

**Total Vehicles: 3,471**





# Turning Movement Count

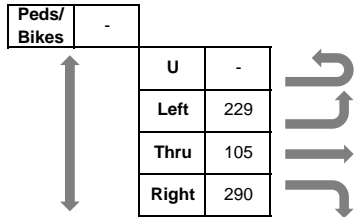
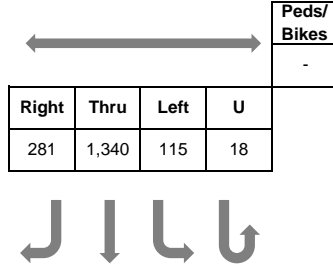
SRF Consulting Group

3701 Wayzata Blvd, Suite 100, Minneapolis, MN 55416

Intersection: TH 252 & 85th Avenue

Date: 11/2/2024

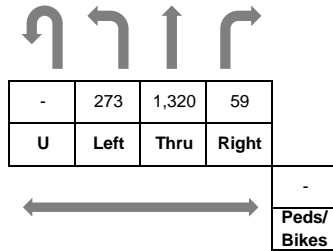
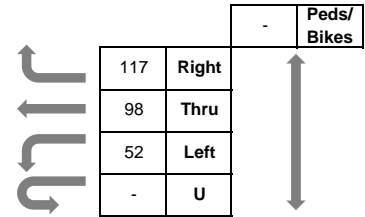
Start Time	85th Avenue EB					W Leg Peds	85th Avenue WB				E Leg Peds	TH 252 NB				S Leg Peds	TH 252 SB				N Leg Peds	15 min Veh. Total	15 min Ped Total
	U	L	T	R	U		L	T	R	U		L	T	R	U		L	T	R				
13:15	-	53	26	64	-	-	12	28	36	-	-	75	331	21	-	4	28	308	76	-	1,062	-	
13:30	-	60	31	73	-	-	15	26	28	-	-	79	353	12	-	4	25	358	52	-	1,116	-	
13:45	-	56	24	80	-	-	17	20	28	-	-	48	315	12	-	8	30	327	69	-	1,034	-	
14:00	-	60	24	73	-	-	8	24	25	-	-	71	321	14	-	2	32	347	84	-	1,085	-	
<b>Total</b>	-	<b>229</b>	<b>105</b>	<b>290</b>	-	-	<b>52</b>	<b>98</b>	<b>117</b>	-	-	<b>273</b>	<b>1,320</b>	<b>59</b>	-	<b>18</b>	<b>115</b>	<b>1,340</b>	<b>281</b>	-	<b>4,297</b>	-	
<b>PHF</b>	-	0.95	0.85	0.91	-	-	0.76	0.88	0.81	-	-	0.86	0.93	0.70	-	0.56	0.90	0.94	0.84	-	0.96	-	
<b>Trucks</b>	-	0%	-	-	-	-	-	-	-	-	-	0%	1%	-	-	-	-	1%	1%	-	1%	-	



**Midday Peak Hour**

**13:15 to 14:15**

**Total Vehicles: 4,297**





# Turning Movement Count

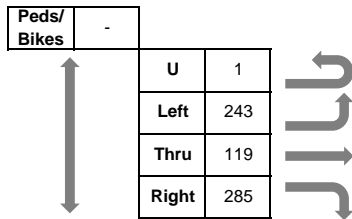
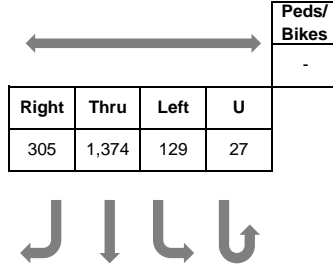
SRF Consulting Group

3701 Wayzata Blvd, Suite 100, Minneapolis, MN 55416

Intersection: TH 252 & 85th Avenue

Date: 11/2/2024

Start Time	85th Avenue EB					W Leg Peds	85th Avenue WB				E Leg Peds	TH 252 NB				S Leg Peds	TH 252 SB				N Leg Peds	15 min Veh. Total	15 min Ped Total
	U	L	T	R	U		L	T	R	U		L	T	R	U		L	T	R				
14:45	-	65	40	72	-	-	17	26	29	-	-	73	335	27	-	12	35	357	80	-	1,168	-	
15:00	1	60	27	68	-	-	16	23	38	-	-	57	334	26	-	5	37	323	76	-	1,091	-	
15:15	-	59	23	69	-	-	16	19	29	-	-	79	375	17	-	7	33	326	86	-	1,139	-	
15:30	-	59	29	76	-	-	9	23	42	-	-	56	408	13	-	3	24	368	63	-	1,173	-	
<b>Total</b>	<b>1</b>	<b>243</b>	<b>119</b>	<b>285</b>	-	<b>1</b>	<b>58</b>	<b>91</b>	<b>138</b>	-	-	<b>265</b>	<b>1,452</b>	<b>83</b>	-	<b>27</b>	<b>129</b>	<b>1,374</b>	<b>305</b>	-	<b>4,571</b>	-	
<b>PHF</b>	0.25	0.93	0.74	0.94		0.25	0.85	0.88	0.82			0.84	0.89	0.77		0.56	0.87	0.93	0.89		0.97		
<b>Trucks</b>	-	-	-	1%		-	-	-	1%			-	1%	0%	-	-	-	1%	1%		1%		



**PM Peak Hour**  
14:45 to 15:45  
**Total Vehicles: 4,571**

