

**MINNESOTA DEPARTMENT of TRANSPORTATION**

Metro District Traffic Engineering

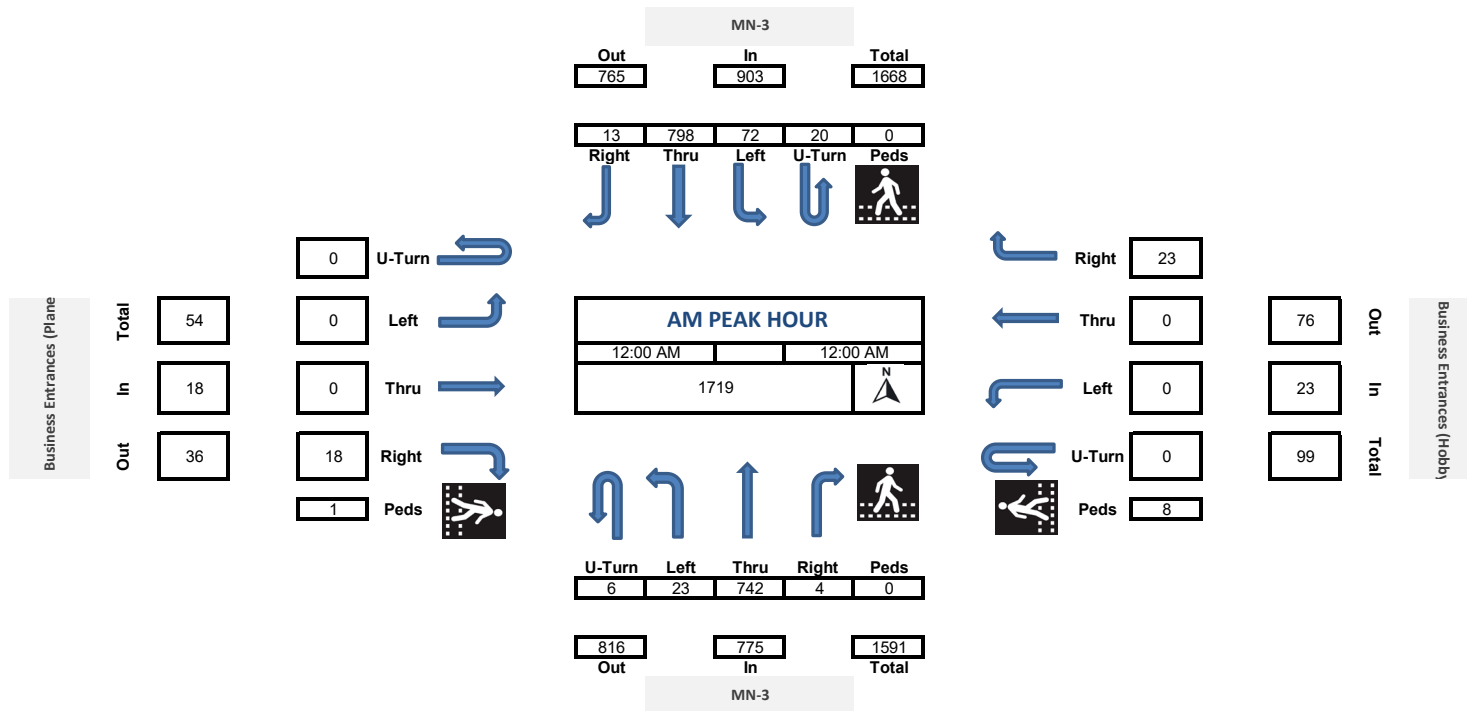
**METRO TRAFFIC DATA COLLECTION UNIT  
TURN MOVEMENT COUNTS**

Program Support

Intersection: MN3 at Business Entrances (Hobby Lobby and Planet Fitness)\_2024  
 City: West St Paul  
 County:  
 Ref.Pt.:  
 Start Date: 1/17/2024






Start Time	MN-3 South Bound						Business Entrances (Hobby Lobby) West Bound						MN-3 North Bound						Business Entrances (Planet Fitness) East Bound						Int. Total	Peds Total
	U Turns	Left Turns	Straight Through	Right Turns	EB Ped Crossings	WB Ped Crossings	U Turns	Left Turns	Straight Through	Right Turns	NB Ped Crossings	SB Ped Crossings	U Turns	Left Turns	Straight Through	Right Turns	EB Ped Crossings	WB Ped Crossings	U Turns	Left Turns	Straight Through	Right Turns	NB Ped Crossings	SB Ped Crossings		
6:00 AM	3	0	31	4	0	0	0	0	0	0	0	0	0	3	28	0	0	0	0	0	0	6	0	0	75	0
6:15 AM	1	0	30	3	0	0	0	0	0	0	0	0	0	4	38	0	0	0	0	1	0	2	0	0	79	0
6:30 AM	1	0	57	1	0	0	0	0	0	0	0	0	0	1	52	0	0	0	0	0	0	5	0	0	117	0
6:45 AM	1	2	59	3	0	0	0	0	0	1	0	1	0	3	52	0	0	0	0	1	0	5	0	0	127	1
Hourly Total	6	2	177	11	0	0	0	0	0	1	0	1	0	11	170	0	0	0	0	2	0	18	0	0	398	1
7:00 AM	0	0	80	6	0	0	0	0	0	0	0	0	0	2	52	0	0	0	0	0	0	6	0	0	146	0
7:15 AM	0	2	80	6	0	0	0	0	0	1	2	0	0	2	87	0	0	0	0	0	0	5	0	0	183	0
7:30 AM	2	1	107	7	0	0	0	0	0	1	0	0	0	1	110	1	0	0	0	0	0	4	1	0	234	0
7:45 AM	4	5	112	7	0	0	0	0	0	0	1	0	0	2	118	1	0	0	0	0	0	5	0	0	254	0
Hourly Total	6	8	379	26	0	0	0	0	0	2	3	0	0	7	367	2	0	0	0	0	0	20	1	0	817	0
8:00 AM	1	2	102	6	0	0	0	0	0	2	0	0	0	2	103	0	0	0	0	0	0	3	0	0	221	0
8:15 AM	1	8	106	8	0	0	0	0	0	1	0	0	0	2	119	1	0	0	0	0	0	3	0	1	249	1
8:30 AM	1	14	123	7	0	0	0	0	0	3	1	0	0	2	90	1	0	0	0	1	0	2	0	1	244	1
8:45 AM	4	4	96	5	0	0	0	0	0	7	0	0	0	3	115	1	0	0	0	0	1	8	0	1	244	1
Hourly Total	7	28	427	26	0	0	0	0	0	13	1	0	0	9	427	3	0	0	0	1	1	16	0	3	958	3
9:00 AM	0	9	118	6	0	0	0	0	0	0	0	0	1	6	110	0	0	0	0	0	0	3	0	0	253	0
9:15 AM	3	13	92	2	0	0	0	0	0	3	0	0	1	2	118	1	0	0	0	0	0	5	0	1	240	1
9:30 AM	2	8	120	5	1	0	0	0	0	7	0	0	1	3	151	3	1	0	0	0	0	10	0	0	310	0
9:45 AM	2	12	122	3	1	0	0	0	0	4	0	0	0	5	111	0	2	0	0	0	0	4	0	0	263	0
Hourly Total	7	42	452	16	2	0	0	0	0	14	0	0	3	16	490	4	3	0	0	0	0	22	0	1	1066	1
10:00 AM	2	13	142	6	0	1	0	0	0	3	1	0	0	1	141	2	0	0	0	0	0	8	0	0	318	1
10:15 AM	1	14	143	7	0	0	0	0	0	2	3	0	1	2	145	1	0	1	0	0	0	6	0	0	322	1
10:30 AM	2	7	154	5	0	1	0	0	0	2	0	0	0	2	142	4	0	2	0	0	0	2	0	0	320	3
10:45 AM	1	10	153	6	0	0	0	0	0	6	0	0	2	4	129	3	0	0	0	0	0	4	1	0	318	0
Hourly Total	6	44	592	24	0	2	0	0	0	13	4	0	3	9	557	10	0	3	0	0	0	20	1	0	1278	5
11:00 AM	3	13	147	6	0	0	0	0	0	11	1	0	0	9	140	2	0	0	0	0	0	3	0	0	334	0
11:15 AM	5	8	161	4	0	0	0	0	0	4	0	1	1	2	169	3	0	0	0	0	0	5	0	1	362	2
11:30 AM	0	13	185	1	0	0	0	0	0	6	2	0	1	3	190	2	0	0	0	0	0	7	0	1	408	1
11:45 AM	3	22	213	7	0	0	0	0	0	2	2	1	1	7	193	1	0	0	0	0	0	4	0	0	453	1
Hourly Total	11	56	706	18	0	0	0	0	0	23	5	2	3	21	692	8	0	0	0	0	0	19	0	2	1557	4
12:00 PM	10	16	200	2	0	0	0	0	0	7	0	1	1	9	181	1	0	0	0	0	0	3	0	0	430	1
12:15 PM	7	21	200	3	0	0	0	0	0	8	1	1	3	4	178	0	0	0	0	0	0	4	0	0	428	1
12:30 PM	5	17	153	4	0	0	0	0	0	7	0	1	0	4	179	1	0	0	0	0	0	3	0	0	373	1
12:45 PM	3	14	182	6	0	0	0	0	0	12	1	0	1	5	198	1	0	0	0	0	0	5	0	0	427	0
Hourly Total	25	68	735	15	0	0	0	0	0	34	2	3	5	22	736	3	0	0	0	0	0	15	0	0	1658	3
1:00 PM	4	17	182	2	0	0	0	0	0	8	0	0	3	4	169	4	0	0	0	0	0	3	0	0	396	0
1:15 PM	3	18	175	4	0	0	0	0	0	4	0	1	1	3	178	3	0	0	0	0	0	5	0	1	394	2
1:30 PM	0	19	148	4	0	0	0	0	0	5	0	0	0	6	184	1	0	0	0	0	0	8	1	0	375	0
1:45 PM	6	10	182	7	0	0	0	0	0	11	0	0	0	3	200	1	0	0	0	0	0	6	1	1	426	1
Hourly Total	13	64	687	17	0	0	0	0	0	28	0	1	4	16	731	9	0	0	0	0	0	22	2	2	1591	3
2:00 PM	2	17	183	4	0	0	0	0	0	6	1	0	1	5	184	1	0	0	0	0	0	2	0	0	405	0
2:15 PM	2	18	183	5	0	0	0	0	0	7	0	0	0	3	209	0	0	0	0	0	0	5	0	1	432	1
2:30 PM	0	16	208	7	1	0	0	0	0	7	2	0	1	4	198	1	1	0	0	0	1	7	0	0	450	0
2:45 PM	0	9	186	9	0	1	0	0	0	7	0	0	1	7	223	1	0	0	0	0	0	7	0	1	450	2
Hourly Total	4	60	760	25	1	1	0	0	0	27	3	0	3	19	814	3	1	0	0	0	1	21	0	2	1737	3
3:00 PM	0	18	205	8	2	0	0	0	0	5	1	0	0	6	220	0	0	0	0	0	0	4	2	0	466	0

3:15 PM	3	17	200	5	0	0	0	0	0	8	1	1	0	9	239	1	0	0	0	0	0	5	1	0	487	1	
3:30 PM	1	21	191	10	0	0	0	0	0	8	0	0	1	7	222	1	0	0	0	0	0	4	1	0	466	0	
3:45 PM	2	21	237	7	0	0	0	0	0	9	0	1	0	10	227	2	0	0	0	0	0	8	0	0	523	1	
Hourly Total	6	77	833	30	2	0	0	0	0	30	2	2	1	32	908	4	0	0	0	0	0	21	4	0	1942	2	
4:00 PM	3	15	219	8	0	0	0	0	0	12	0	2	1	21	236	4	0	0	1	0	0	5	2	1	524	4	
4:15 PM	0	18	238	7	1	2	0	0	0	11	1	1	0	8	223	1	0	0	0	0	0	7	1	0	513	3	
4:30 PM	4	22	232	9	0	0	0	0	0	8	1	0	1	5	256	2	0	0	0	0	0	8	1	0	547	0	
4:45 PM	1	23	233	10	0	0	0	0	0	9	0	0	1	5	218	2	0	0	0	0	0	7	0	0	509	0	
Hourly Total	8	78	922	34	1	2	0	0	0	40	2	3	3	39	933	9	0	0	1	0	0	27	4	1	2093	7	
5:00 PM	4	18	213	15	0	0	0	0	0	9	0	0	0	6	223	1	0	0	0	0	0	13	0	3	502	3	
5:15 PM	2	21	207	10	0	0	0	0	0	11	1	1	0	2	196	1	0	0	0	0	0	14	0	0	464	1	
5:30 PM	1	18	190	12	0	0	0	0	0	6	1	0	1	9	231	0	0	0	0	0	0	11	1	0	479	0	
5:45 PM	1	17	194	10	0	0	0	0	0	2	3	0	0	7	257	0	0	0	0	0	1	10	1	0	499	0	
Hourly Total	8	74	804	47	0	0	0	0	0	28	5	1	1	24	907	2	0	0	0	0	1	0	48	2	3	1944	4
TOTAL	107	601	7474	289	6	5	0	0	0	253	27	13	26	225	7732	57	4	4	0	4	2	269	14	14	17039	87	
Cars+	107	594	7326	288			0	0	0	252			26	225	7583	53			0	4	2	267					
Trucks	0	7	148	1			0	0	0	1			0	0	149	4			0	0	0	2				312	
% Trucks	0.0	1.2	2.0	0.3			0.0	0.0	0.0	0.4			0.0	0.0	1.9	7.0			0.0	0.0	0.0	0.7				1.8	









Business Entrances (Plane)






Total	103
In	28
Out	75

0	U-Turn	
0	Left	
0	Thru	
28	Right	
5	Peds	

MN-3		
Out	In	Total
982	1042	2024






31	926	76	9	3
Right	Thru	Left	U-Turn	Peds
				

PM PEAK HOUR	
3:45 PM	4:45 PM
2107	
	

				
U-Turn	Left	Thru	Right	Peds
2	44	942	9	1

954	997	1951
Out	In	Total

MN-3

	Right	40
	Thru	0
	Left	0
	U-Turn	0
	Peds	6

85	Out
40	In
125	Total

Business Entrances (Hobby)