

SRF Consulting Group, Inc.

One Carlson Parkway, Suite 150
Plymouth, MN 55447-4443

SRF No. 8060: Hwy 5
Location: TH 41/ 82nd St
Weekday Count
SRF Consulting

File Name : 40_TH 41 & 82nd St
Site Code : 09281120
Start Date : 2/13/2013
Page No : 1

Groups Printed- Cars+ - Heavy Vehicles

Start Time	TH 41 Southbound					82nd St Westbound					TH 41 Northbound					82nd St Eastbound					Int. Total
	Peds	Left	Thru	Right	App. Total	Peds	Left	Thru	Right	App. Total	Peds	Left	Thru	Right	App. Total	Peds	Left	Thru	Right	App. Total	
06:00 AM	0	14	19	5	38	0	3	1	0	4	1	2	17	14	34	0	0	2	0	2	78
06:15 AM	0	22	38	12	72	0	3	3	1	7	0	2	21	15	38	0	3	3	2	8	125
06:30 AM	0	20	54	20	94	0	5	2	2	9	0	9	49	16	74	0	1	1	1	3	180
06:45 AM	0	30	75	8	113	0	15	7	1	23	0	7	39	50	96	0	2	2	3	7	239
Total	0	86	186	45	317	0	26	13	4	43	1	20	126	95	242	0	6	8	6	20	622
07:00 AM	0	15	75	3	93	0	11	3	5	19	0	2	63	34	99	0	11	12	8	31	242
07:15 AM	0	16	78	4	98	0	13	0	6	19	0	1	80	24	105	0	9	8	9	26	248
07:30 AM	0	19	107	1	127	0	5	1	7	13	0	1	94	45	140	0	9	7	6	22	302
07:45 AM	0	28	124	2	154	0	13	0	3	16	0	8	71	51	130	0	4	9	15	28	328
Total	0	78	384	10	472	0	42	4	21	67	0	12	308	154	474	0	33	36	38	107	1120
08:00 AM	0	21	124	2	147	0	12	1	6	19	0	4	93	44	141	0	6	6	5	17	324
08:15 AM	0	12	84	1	97	0	16	2	2	20	0	3	81	28	112	0	2	1	7	10	239
08:30 AM	0	11	70	3	84	0	14	0	6	20	0	0	71	32	103	0	4	5	0	9	216
08:45 AM	0	16	76	7	99	0	11	3	2	16	0	5	71	24	100	0	2	2	3	7	222
Total	0	60	354	13	427	0	53	6	16	75	0	12	316	128	456	0	14	14	15	43	1001
09:00 AM	0	13	72	5	90	0	11	3	8	22	0	0	57	33	90	0	0	4	2	6	208
09:15 AM	0	4	63	5	72	0	14	0	7	21	0	3	61	30	94	0	0	1	0	1	188
*** BREAK ***																					
Total	0	17	135	10	162	0	25	3	15	43	0	3	118	63	184	0	0	5	2	7	396
*** BREAK ***																					
10:30 AM	0	5	51	3	59	0	17	0	7	24	0	2	67	17	86	0	1	2	2	5	174
10:45 AM	0	6	48	4	58	0	22	1	7	30	0	1	63	12	76	0	1	1	1	3	167
Total	0	11	99	7	117	0	39	1	14	54	0	3	130	29	162	0	2	3	3	8	341
11:00 AM	0	5	45	0	50	0	18	2	9	29	0	3	58	16	77	0	4	0	3	7	163
11:15 AM	2	3	75	0	80	0	22	1	5	28	0	0	67	12	79	2	2	5	3	12	199
11:30 AM	0	6	79	1	86	0	25	2	12	39	0	4	75	23	102	0	2	3	2	7	234
11:45 AM	0	4	77	0	81	0	25	2	7	34	0	2	66	23	91	0	1	5	4	10	216
Total	2	18	276	1	297	0	90	7	33	130	0	9	266	74	349	2	9	13	12	36	812
12:00 PM	0	7	86	4	97	0	30	2	9	41	0	1	97	20	118	0	2	1	4	7	263
12:15 PM	0	9	69	1	79	0	19	2	7	28	0	3	82	11	96	0	5	5	7	17	220
12:30 PM	0	6	83	1	90	0	16	2	2	20	0	3	67	20	90	0	2	0	1	3	203
12:45 PM	0	10	76	5	91	0	18	0	3	21	0	1	82	19	102	0	2	1	1	4	218
Total	0	32	314	11	357	0	83	6	21	110	0	8	328	70	406	0	11	7	13	31	904
01:00 PM	0	7	68	2	77	0	19	0	12	31	0	3	67	21	91	0	2	1	0	3	202
01:15 PM	0	9	66	1	76	0	20	1	6	27	0	2	71	19	92	0	1	2	0	3	198
01:30 PM	0	0	1	0	1	0	0	0	0	0	0	0	0	0	0	0	0	0	0	0	1
*** BREAK ***																					
Total	0	16	135	3	154	0	39	1	18	58	0	5	138	40	183	0	3	3	0	6	401
*** BREAK ***																					
02:30 PM	0	5	79	19	103	0	14	7	9	30	0	4	128	19	151	0	3	2	2	7	291
02:45 PM	1	7	90	7	105	0	24	1	11	36	0	3	101	15	119	0	0	3	3	6	266
Total	1	12	169	26	208	0	38	8	20	66	0	7	229	34	270	0	3	5	5	13	557
03:00 PM	0	10	88	0	98	0	27	3	26	56	0	4	109	22	135	0	15	4	7	26	315
03:15 PM	0	13	91	2	106	0	25	2	14	41	0	2	115	8	125	0	27	11	12	50	322
03:30 PM	0	5	102	2	109	0	32	1	24	57	0	4	119	22	145	0	9	4	3	16	327
03:45 PM	0	4	82	3	89	1	27	2	17	47	0	2	109	26	137	0	4	3	2	9	282
Total	0	32	363	7	402	1	111	8	81	201	0	12	452	78	542	0	55	22	24	101	1246
04:00 PM	0	9	69	2	80	0	24	2	13	39	0	2	120	33	155	0	4	1	1	6	280

SRF Consulting Group, Inc.

One Carlson Parkway, Suite 150
Plymouth, MN 55447-4443

SRF No. 8060: Hwy 5
Location: TH 41/ 82nd St
Weekday Count
SRF Consulting

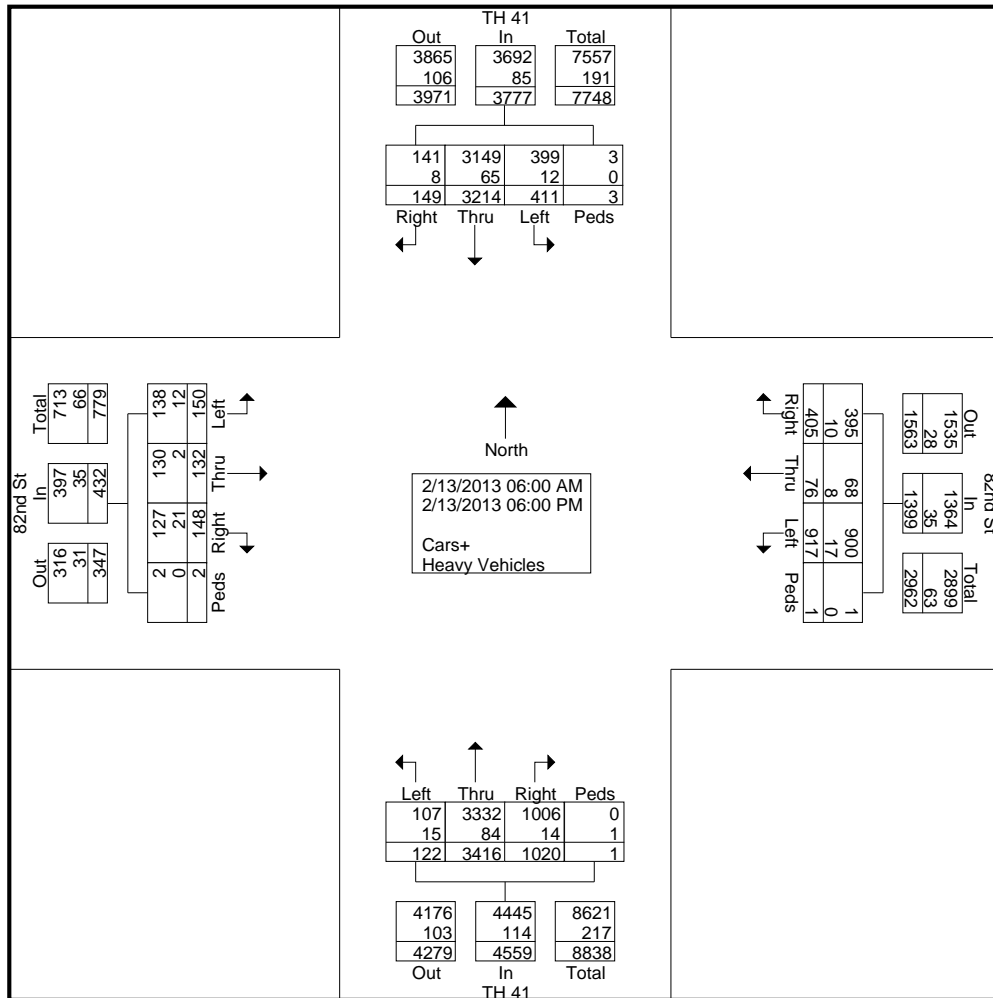
File Name : 40_TH 41 & 82nd St
Site Code : 09281120
Start Date : 2/13/2013
Page No : 2

Groups Printed- Cars+ - Heavy Vehicles

Start Time	TH 41 Southbound					82nd St Westbound					TH 41 Northbound					82nd St Eastbound					Int. Total
	Peds	Left	Thru	Right	App. Total	Peds	Left	Thru	Right	App. Total	Peds	Left	Thru	Right	App. Total	Peds	Left	Thru	Right	App. Total	
04:15 PM	0	10	104	2	116	0	38	2	22	62	0	6	125	27	158	0	3	2	4	9	345
04:30 PM	0	8	100	1	109	0	48	0	28	76	0	3	138	30	171	0	3	0	1	4	360
04:45 PM	0	3	88	1	92	0	41	1	24	66	0	3	122	33	158	0	1	2	5	8	324
Total	0	30	361	6	397	0	151	5	87	243	0	14	505	123	642	0	11	5	11	27	1309
05:00 PM	0	2	104	2	108	0	65	6	21	92	0	4	153	23	180	0	1	2	9	12	392
05:15 PM	0	4	102	1	107	0	52	4	26	82	0	3	130	36	169	0	1	6	1	8	366
05:30 PM	0	6	114	5	125	0	52	4	17	73	0	4	115	46	165	0	0	1	6	7	370
05:45 PM	0	7	118	2	127	0	51	0	11	62	0	6	102	27	135	0	1	2	3	6	330
Total	0	19	438	10	467	0	220	14	75	309	0	17	500	132	649	0	3	11	19	33	1458

*** BREAK ***

Grand Total	3	411	3214	149	3777	1	917	76	405	1399	1	122	3416	1020	4559	2	150	132	148	432	10167
Apprch %	0.1	10.9	85.1	3.9		0.1	65.5	5.4	28.9		0	2.7	74.9	22.4		0.5	34.7	30.6	34.3		
Total %	0	4	31.6	1.5	37.1	0	9	0.7	4	13.8	0	1.2	33.6	10	44.8	0	1.5	1.3	1.5	4.2	
Cars+	3	399	3149	141	3692	1	900	68	395	1364	0	107	3332	1006	4445	2	138	130	127	397	9898
% Cars+	100	97.1	98	94.6	97.7	100	98.1	89.5	97.5	97.5	0	87.7	97.5	98.6	97.5	100	92	98.5	85.8	91.9	97.4
Heavy Vehicles	0	12	65	8	85	0	17	8	10	35	1	15	84	14	114	0	12	2	21	35	269
% Heavy Vehicles	0	2.9	2	5.4	2.3	0	1.9	10.5	2.5	2.5	100	12.3	2.5	1.4	2.5	0	8	1.5	14.2	8.1	2.6



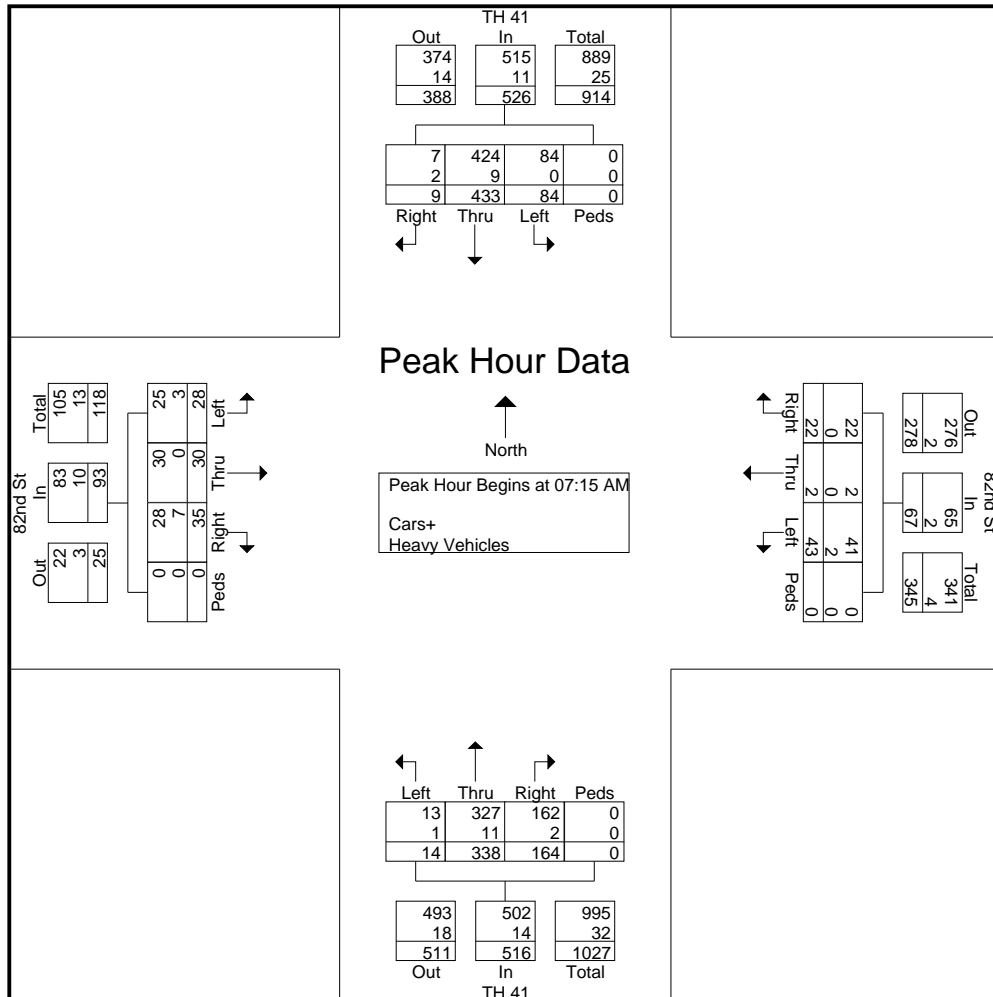
SRF Consulting Group, Inc.

One Carlson Parkway, Suite 150
Plymouth, MN 55447-4443

SRF No. 8060: Hwy 5
Location: TH 41/ 82nd St
Weekday Count
SRF Consulting

File Name : 40_TH 41 & 82nd St
Site Code : 09281120
Start Date : 2/13/2013
Page No : 3

Start Time	TH 41 Southbound					82nd St Westbound					TH 41 Northbound					82nd St Eastbound					Int. Total
	Peds	Left	Thru	Right	App. Total	Peds	Left	Thru	Right	App. Total	Peds	Left	Thru	Right	App. Total	Peds	Left	Thru	Right	App. Total	
Peak Hour Analysis From 06:00 AM to 08:45 AM - Peak 1 of 1																					
Peak Hour for Entire Intersection Begins at 07:15 AM																					
07:15 AM	0	16	78	4	98	0	13	0	6	19	0	1	80	24	105	0	9	8	9	26	248
07:30 AM	0	19	107	1	127	0	5	1	7	13	0	1	94	45	140	0	9	7	6	22	302
07:45 AM	0	28	124	2	154	0	13	0	3	16	0	8	71	51	130	0	4	9	15	28	328
08:00 AM	0	21	124	2	147	0	12	1	6	19	0	4	93	44	141	0	6	6	5	17	324
Total Volume	0	84	433	9	526	0	43	2	22	67	0	14	338	164	516	0	28	30	35	93	1202
% App. Total	0	16	82.3	1.7		0	64.2	3	32.8		0	2.7	65.5	31.8		0	30.1	32.3	37.6		
PHF	.000	.750	.873	.563	.854	.000	.827	.500	.786	.882	.000	.438	.899	.804	.915	.000	.778	.833	.583	.830	.916
Cars+	0	84	424	7	515	0	41	2	22	65	0	13	327	162	502	0	25	30	28	83	1165
% Cars+	0	100	97.9	77.8	97.9	0	95.3	100	100	97.0	0	92.9	96.7	98.8	97.3	0	89.3	100	80.0	89.2	96.9
Heavy Vehicles																					
% Heavy Vehicles	0	0	2.1	22.2	2.1	0	4.7	0	0	3.0	0	7.1	3.3	1.2	2.7	0	10.7	0	20.0	10.8	3.1




SRF Consulting Group, Inc.

One Carlson Parkway, Suite 150
Plymouth, MN 55447-4443

SRF No. 8060: Hwy 5
Location: TH 41/ 82nd St
Weekday Count
SRF Consulting

File Name : 40_TH 41 & 82nd St
Site Code : 09281120
Start Date : 2/13/2013
Page No : 4

Start Time	TH 41 Southbound					82nd St Westbound					TH 41 Northbound					82nd St Eastbound					Int. Total
	Peds	Left	Thru	Right	App. Total	Peds	Left	Thru	Right	App. Total	Peds	Left	Thru	Right	App. Total	Peds	Left	Thru	Right	App. Total	
Peak Hour Analysis From 09:00 AM to 12:45 PM - Peak 1 of 1																					
Peak Hour for Entire Intersection Begins at 11:30 AM																					
11:30 AM	0	6	79	1	86	0	25	2	12	39	0	4	75	23	102	0	2	3	2	7	234
11:45 AM	0	4	77	0	81	0	25	2	7	34	0	2	66	23	91	0	1	5	4	10	216
12:00 PM	0	7	86	4	97	0	30	2	9	41	0	1	97	20	118	0	2	1	4	7	263
12:15 PM	0	9	69	1	79	0	19	2	7	28	0	3	82	11	96	0	5	5	7	17	220
Total Volume	0	26	311	6	343	0	99	8	35	142	0	10	320	77	407	0	10	14	17	41	933
% App. Total	0	7.6	90.7	1.7		0	69.7	5.6	24.6		0	2.5	78.6	18.9		0	24.4	34.1	41.5		
PHF	.000	.722	.904	.375	.884	.000	.825	1.00	.729	.866	.000	.625	.825	.837	.862	.000	.500	.700	.607	.603	.887
Cars+	0	24	300	4	328	0	99	8	33	140	0	7	316	76	399	0	9	14	13	36	903
% Cars+	0	92.3	96.5	66.7	95.6	0	100	100	94.3	98.6	0	70.0	98.8	98.7	98.0	0	90.0	100	76.5	87.8	96.8
Heavy Vehicles																					
% Heavy Vehicles	0	7.7	3.5	33.3	4.4	0	0	0	5.7	1.4	0	30.0	1.3	1.3	2.0	0	10.0	0	23.5	12.2	3.2



SRF Consulting Group, Inc.

One Carlson Parkway, Suite 150
Plymouth, MN 55447-4443

SRF No. 8060: Hwy 5
Location: TH 41/ 82nd St
Weekday Count
SRF Consulting

File Name : 40_TH 41 & 82nd St
Site Code : 09281120
Start Date : 2/13/2013
Page No : 5

Start Time	TH 41 Southbound					82nd St Westbound					TH 41 Northbound					82nd St Eastbound					Int. Total
	Peds	Left	Thru	Right	App. Total	Peds	Left	Thru	Right	App. Total	Peds	Left	Thru	Right	App. Total	Peds	Left	Thru	Right	App. Total	
Peak Hour Analysis From 01:00 PM to 04:45 PM - Peak 1 of 1																					
Peak Hour for Entire Intersection Begins at 04:00 PM																					
04:00 PM	0	9	69	2	80	0	24	2	13	39	0	2	120	33	155	0	4	1	1	6	280
04:15 PM	0	10	104	2	116	0	38	2	22	62	0	6	125	27	158	0	3	2	4	9	345
04:30 PM	0	8	100	1	109	0	48	0	28	76	0	3	138	30	171	0	3	0	1	4	360
04:45 PM	0	3	88	1	92	0	41	1	24	66	0	3	122	33	158	0	1	2	5	8	324
Total Volume	0	30	361	6	397	0	151	5	87	243	0	14	505	123	642	0	11	5	11	27	1309
% App. Total	0	7.6	90.9	1.5		0	62.1	2.1	35.8		0	2.2	78.7	19.2		0	40.7	18.5	40.7		
PHF	.000	.750	.868	.750	.856	.000	.786	.625	.777	.799	.000	.583	.915	.932	.939	.000	.688	.625	.550	.750	.909
Cars+	0	29	356	6	391	0	150	5	87	242	0	13	499	122	634	0	9	5	10	24	1291
% Cars+	0	96.7	98.6	100	98.5	0	99.3	100	100	99.6	0	92.9	98.8	99.2	98.8	0	81.8	100	90.9	88.9	98.6
Heavy Vehicles																					
% Heavy Vehicles	0	3.3	1.4	0	1.5	0	0.7	0	0	0.4	0	7.1	1.2	0.8	1.2	0	18.2	0	9.1	11.1	1.4

