

**MINNESOTA DEPARTMENT of TRANSPORTATION**

Metro District Traffic Engineering

**METRO TRAFFIC DATA COLLECTION UNIT**

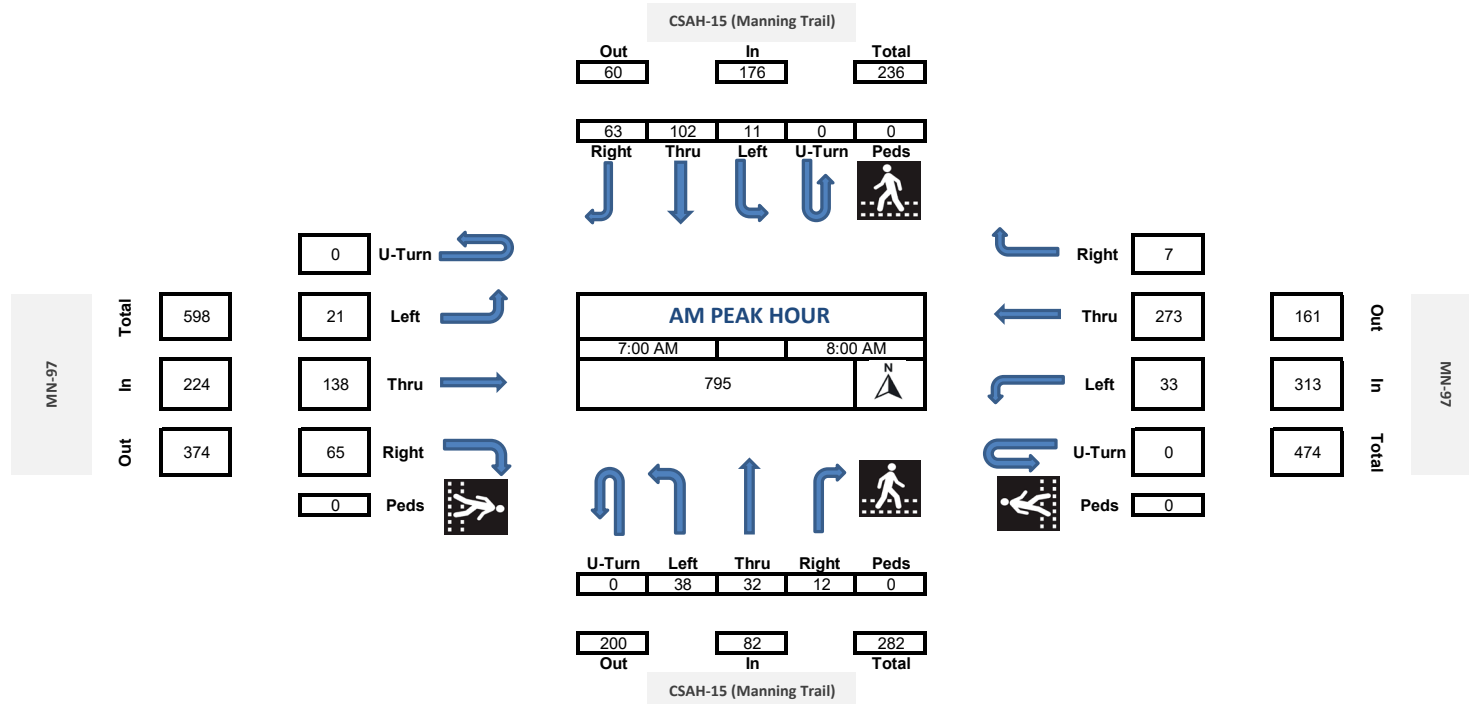
Program Support

**TURN MOVEMENT COUNTS**

Intersection: MN97 at CSAH-15 (Manning Ave)\_2024  
 City: Scandia  
 County:  
 Ref.Pt.:  
 Start Date: 1/3/2024

Start Time	CSAH-15 (Manning Trail) South Bound						MN-97 West Bound						CSAH-15 (Manning Trail) North Bound						MN-97 East Bound						Int. Total	Peds Total	
	U Turns	Left Turns	Straight Through	Right Turns	EB Ped Crossings	WB Ped Crossings	U Turns	Left Turns	Straight Through	Right Turns	NB Ped Crossings	SB Ped Crossings	U Turns	Left Turns	Straight Through	Right Turns	EB Ped Crossings	WB Ped Crossings	U Turns	Left Turns	Straight Through	Right Turns	NB Ped Crossings	SB Ped Crossings			
6:00 AM	0	0	17	10	0	0	0	5	35	0	0	0	0	3	2	0	0	0	0	1	7	0	0	0	80	0	
6:15 AM	0	0	19	7	0	0	0	4	53	0	0	0	0	1	1	0	0	0	0	1	14	6	0	0	106	0	
6:30 AM	0	3	18	10	0	0	0	8	73	0	0	0	0	7	1	0	0	0	0	4	18	14	0	0	156	0	
6:45 AM	0	1	14	11	0	0	0	7	72	1	0	0	0	8	4	3	0	0	0	3	18	7	0	0	149	0	
Hourly Total	0	4	68	38	0	0	0	24	233	1	0	0	0	19	8	3	0	0	0	9	57	27	0	0	491	0	
7:00 AM	0	3	26	15	0	0	0	9	64	1	0	0	0	11	5	1	0	0	0	4	29	16	0	0	184	0	
7:15 AM	0	0	34	20	0	0	0	4	86	2	0	0	0	8	8	5	0	0	0	5	22	19	0	0	213	0	
7:30 AM	0	2	27	17	0	0	0	10	53	2	0	0	0	11	10	3	0	0	0	7	39	21	0	0	202	0	
7:45 AM	0	6	15	11	0	0	0	10	70	2	0	0	0	8	9	3	0	0	0	5	48	9	0	0	196	0	
Hourly Total	0	11	102	63	0	0	0	33	273	7	0	0	0	38	32	12	0	0	0	21	138	65	0	0	795	0	
8:00 AM	0	3	15	9	0	0	0	5	55	1	0	0	0	13	6	0	0	0	0	4	38	10	0	0	159	0	
8:15 AM	0	2	12	5	0	0	0	3	53	1	0	0	0	10	3	3	0	0	0	3	23	9	0	0	127	0	
8:30 AM	0	1	7	3	0	0	0	3	58	0	0	0	0	6	10	5	0	0	0	8	26	12	0	0	139	0	
8:45 AM	0	11	9	12	0	0	0	6	47	1	0	0	0	14	7	3	0	0	0	8	42	9	0	0	169	0	
Hourly Total	0	17	43	29	0	0	0	17	213	3	0	0	0	43	26	11	0	0	0	23	129	40	0	0	594	0	
9:00 AM	0	2	15	8	0	0	0	7	58	3	0	0	0	5	1	2	0	0	0	6	39	10	0	0	156	0	
9:15 AM	0	0	8	8	0	0	0	5	44	0	0	0	0	7	4	4	0	0	0	4	28	8	0	0	120	0	
9:30 AM	0	3	4	10	0	0	0	7	52	1	0	0	0	6	5	5	0	0	0	6	29	10	0	0	138	0	
9:45 AM	0	2	17	6	0	0	0	6	45	0	0	0	0	6	8	5	0	0	0	0	30	6	0	0	131	0	
Hourly Total	0	7	44	32	0	0	0	25	199	4	0	0	0	24	18	16	0	0	0	16	126	34	0	0	545	0	
10:00 AM	0	0	8	7	0	0	0	5	57	1	0	0	0	7	2	3	0	0	0	3	25	3	0	0	121	0	
10:15 AM	0	2	8	9	0	0	0	7	31	1	0	0	0	8	6	2	0	0	0	2	24	6	0	0	106	0	
10:30 AM	0	1	8	10	0	0	0	3	33	1	0	0	0	3	4	5	0	0	0	5	35	8	0	0	116	0	
10:45 AM	0	3	8	7	0	0	0	0	29	0	0	0	0	13	5	6	0	0	0	4	41	5	0	0	121	0	
Hourly Total	0	6	32	33	0	0	0	15	150	3	0	0	0	31	17	16	0	0	0	14	125	22	0	0	464	0	
11:00 AM	0	1	10	13	0	0	0	3	33	0	0	0	0	7	3	4	0	0	0	6	26	3	0	0	109	0	
11:15 AM	0	0	13	9	0	0	1	3	44	0	0	0	0	10	3	4	0	0	0	9	33	6	0	0	135	0	
11:30 AM	0	4	7	7	0	0	0	2	35	0	0	0	0	4	1	2	0	0	0	8	37	2	0	0	109	0	
11:45 AM	0	1	7	5	0	0	0	0	2	39	5	0	0	0	8	6	9	0	0	0	5	47	6	0	0	140	0
Hourly Total	0	6	37	34	0	0	1	10	151	5	0	0	0	29	13	19	0	0	0	28	143	17	0	0	493	0	
12:00 PM	0	2	9	5	0	0	0	4	35	1	0	0	0	7	9	3	0	0	0	4	26	11	0	0	116	0	
12:15 PM	0	3	9	3	0	0	0	2	36	0	0	0	0	12	8	6	0	0	0	5	43	4	0	0	131	0	
12:30 PM	0	1	5	6	0	0	0	4	41	1	0	0	0	14	12	4	0	0	0	5	38	3	0	0	134	0	
12:45 PM	0	1	5	10	0	0	0	2	39	1	0	0	0	11	7	3	0	0	0	9	34	10	0	0	132	0	
Hourly Total	0	7	28	24	0	0	0	12	151	3	0	0	0	44	36	16	0	0	0	23	141	28	0	0	513	0	
1:00 PM	0	0	10	10	0	0	0	6	37	2	0	0	0	13	4	4	0	0	0	5	32	10	0	0	133	0	
1:15 PM	0	0	14	5	0	0	0	1	27	0	0	0	0	4	7	2	0	0	0	8	44	7	0	0	119	0	
1:30 PM	0	1	4	9	0	0	0	3	48	0	0	0	0	7	10	2	0	0	0	4	43	3	0	0	134	0	
1:45 PM	0	3	4	4	0	0	0	8	34	2	0	0	0	15	11	2	0	0	0	9	53	7	0	0	152	0	
Hourly Total	0	4	32	28	0	0	0	18	146	4	0	0	0	39	32	10	0	0	0	26	172	27	0	0	538	0	
2:00 PM	0	1	5	7	0	0	0	2	26	0	0	0	0	11	13	2	0	0	0	9	47	11	0	0	134	0	
2:15 PM	0	1	11	6	0	0	0	2	36	4	0	0	0	10	12	3	0	0	0	10	51	10	0	0	156	0	
2:30 PM	0	2	5	7	0	0	0	5	39	1	0	0	0	7	16	6	0	0	0	12	58	12	0	0	170	0	
2:45 PM	0	2	9	10	0	0	0	1	47	0	0	0	0	10	17	8	0	0	0	12	61	12	0	0	189	0	
Hourly Total	0	6	30	30	0	0	0	10	148	5	0	0	0	38	58	19	0	0	0	43	217	45	0	0	649	0	
3:00 PM	0	4	8	6	0	0	0	4	30	2	0	0	0	12	16	3	0	0	0	8	71	11	0	0	175	0	

3:15 PM	0	5	11	14	0	0	0	5	33	1	0	0	0	12	16	7	0	0	0	7	90	15	0	0	216	0
3:30 PM	0	3	10	2	0	0	0	2	53	2	0	0	0	13	23	15	0	0	0	12	71	9	0	0	215	0
3:45 PM	0	7	9	8	0	0	0	10	72	6	0	0	0	21	20	7	0	0	0	12	86	12	0	0	270	0
Hourly Total	0	19	38	30	0	0	0	21	188	11	0	0	0	58	75	32	0	0	0	39	318	47	0	0	876	0
4:00 PM	0	0	12	5	0	0	0	6	60	6	0	0	0	25	23	14	0	0	0	21	81	9	0	0	262	0
4:15 PM	0	0	8	10	0	0	0	8	53	4	0	0	0	14	28	8	0	0	0	10	96	19	0	0	258	0
4:30 PM	0	1	25	11	0	0	0	3	56	2	0	0	0	15	24	6	0	0	0	20	76	15	0	0	254	0
4:45 PM	0	1	19	6	0	0	0	2	68	4	0	0	0	23	29	10	0	0	0	14	90	13	0	0	279	0
Hourly Total	0	2	64	32	0	0	0	19	237	16	0	0	0	77	104	38	0	0	0	65	343	56	0	0	1053	0
5:00 PM	0	3	11	8	0	0	0	6	31	2	0	0	0	11	20	5	0	0	0	14	84	16	0	0	211	0
5:15 PM	0	6	8	11	0	0	0	1	40	1	0	0	0	18	27	7	0	0	0	15	72	7	0	0	213	0
5:30 PM	0	2	6	12	0	0	0	4	38	2	0	0	0	17	18	7	0	0	0	12	66	9	0	0	193	0
5:45 PM	0	3	11	11	0	0	0	4	32	1	0	0	0	13	8	3	0	0	0	9	53	9	0	0	157	0
Hourly Total	0	14	36	42	0	0	0	15	141	6	0	0	0	59	73	22	0	0	0	50	275	41	0	0	774	0
TOTAL	0	103	554	415	0	0	1	219	2230	68	0	0	0	499	492	214	0	0	0	357	2184	449	0	0	7785	0
Cars+	0	101	545	409			1	212	2085	67			0	492	486	209			0	352	2047	442				
Trucks	0	2	9	6			0	7	145	1			0	7	6	5			0	5	137	7			337	
% Trucks	0.0	1.9	1.6	1.4			0.0	3.2	6.5	1.5			0.0	1.4	1.2	2.3			0.0	1.4	6.3	1.6			4.3	
		1.6						6.1						1.5						5.0						




MN-97

Total	810
In	464
Out	346
U-Turn	0
Left	65
Thru	343
Right	56
Peds	0

CSAH-15 (Manning Trail)



Out	In	Total
185	98	283

32	64	2	0	0
Right	Thru	Left	U-Turn	Peds



PM PEAK HOUR

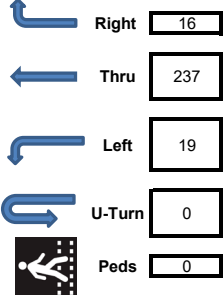
4:00 PM	5:00 PM
1053	

U-Turn	Left	Thru	Right	Peds
0	77	104	38	0

139	219	358
Out	In	Total

CSAH-15 (Manning Trail)



Right	16
Thru	237
Left	19
U-Turn	0
Peds	0

Out	383
In	272
Total	655

MN-97