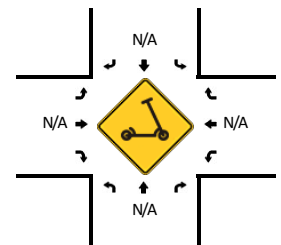
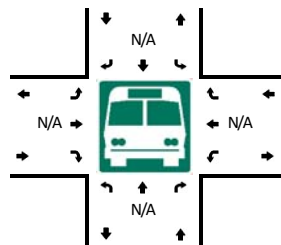
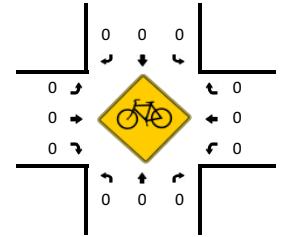
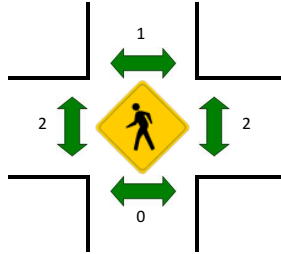
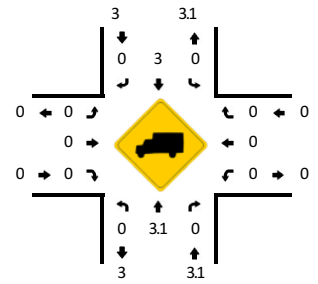
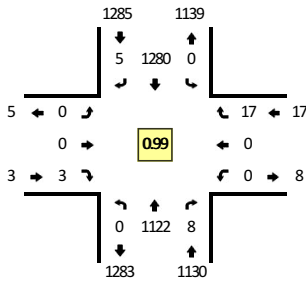


LOCATION: TH 61 -- 9th St
CITY/STATE: Hastings, MN

QC JOB #: 15608711
DATE: Tue, Feb 15 2022

Peak-Hour: 4:30 PM -- 5:30 PM
Peak 15-Min: 4:45 PM -- 5:00 PM



15-Min Count Period Beginning At	TH 61 (Northbound)				TH 61 (Southbound)				9th St (Eastbound)				9th St (Westbound)				Total	Hourly Totals
	Left	Thru	Right	U	Left	Thru	Right	U	Left	Thru	Right	U	Left	Thru	Right	U		
6:00 AM	0	166	3	0	0	111	0	0	0	0	0	0	0	0	2	0	282	
6:15 AM	0	210	3	0	0	141	0	0	0	0	0	1	0	0	4	0	359	
6:30 AM	0	247	2	0	0	150	0	0	0	0	0	1	0	0	2	0	402	
6:45 AM	0	194	6	0	0	149	1	0	0	0	0	0	0	0	2	0	352	1395
7:00 AM	0	252	3	0	0	172	0	0	0	0	0	0	0	0	3	0	430	1543
7:15 AM	0	257	3	0	0	213	0	0	0	0	0	0	0	0	6	0	479	1663
7:30 AM	0	273	4	0	0	216	0	0	0	0	0	0	0	0	8	0	501	1762
7:45 AM	0	243	8	0	0	240	1	0	0	0	0	1	0	0	6	0	499	1909
8:00 AM	0	176	5	0	0	181	0	0	0	0	0	0	0	0	3	0	365	1844
8:15 AM	0	189	4	0	0	183	0	0	0	0	0	1	0	0	1	0	378	1743
8:30 AM	0	186	8	0	0	156	0	0	0	0	0	1	0	0	5	0	356	1598
8:45 AM	0	179	3	0	0	164	0	0	0	0	0	0	0	0	11	0	357	1456
9:00 AM	0	161	4	0	0	170	0	0	0	0	0	0	0	0	5	0	340	1431
9:15 AM	0	155	4	0	0	152	0	0	0	0	0	0	0	0	4	0	315	1368
9:30 AM	0	155	4	0	0	194	0	0	0	0	0	0	0	0	5	0	358	1370
9:45 AM	0	153	10	0	0	157	0	0	0	0	0	0	0	0	5	0	325	1338
10:00 AM	0	158	7	0	0	145	0	0	0	0	0	0	0	0	5	0	315	1313
10:15 AM	0	165	2	0	0	169	0	0	0	0	0	1	0	0	0	0	337	1335
10:30 AM	0	163	0	0	0	190	0	0	0	0	0	0	0	0	3	0	356	1333
10:45 AM	0	143	4	0	0	177	0	0	0	0	0	0	0	0	4	0	328	1336
11:00 AM	0	180	5	0	0	153	0	0	0	0	0	0	0	0	6	0	344	1365
11:15 AM	0	177	4	0	0	198	1	0	0	0	0	0	0	0	6	0	386	1414
11:30 AM	0	181	4	0	0	153	1	0	0	0	0	3	0	0	2	0	344	1402
11:45 AM	0	159	9	0	0	181	0	0	0	0	0	0	0	0	4	0	353	1427
12:00 PM	0	179	3	0	0	183	0	0	0	0	0	0	0	0	1	0	366	1449
12:15 PM	0	187	2	0	0	208	0	0	0	0	0	0	0	0	3	0	400	1463
12:30 PM	0	172	3	0	0	203	0	0	0	0	0	0	0	0	5	0	383	1502
12:45 PM	0	180	0	0	0	204	0	0	0	0	0	1	0	0	3	0	388	1537
1:00 PM	0	183	3	0	0	183	0	0	0	0	0	0	0	0	2	0	371	1542
1:15 PM	0	177	3	0	0	188	0	0	0	0	0	1	0	0	4	0	373	1515
1:30 PM	0	216	4	0	0	180	0	0	0	0	0	0	0	0	3	0	403	1535
1:45 PM	0	186	6	0	0	194	1	0	0	0	0	0	0	0	1	0	388	1535
2:00 PM	0	174	1	0	0	239	0	0	0	0	0	0	0	0	0	0	414	1578
2:15 PM	0	235	3	0	0	228	0	0	0	0	0	1	0	0	7	0	474	1679
2:30 PM	0	240	6	0	0	235	0	0	0	0	0	1	0	0	5	0	487	1763
2:45 PM	0	230	3	0	0	288	2	0	0	0	0	2	0	0	3	0	528	1903
3:00 PM	0	275	4	0	0	260	0	0	0	0	0	1	0	0	3	0	543	2032
3:15 PM	0	290	6	0	0	279	0	0	0	0	0	0	0	0	4	0	579	2137
3:30 PM	0	274	3	0	0	268	1	0	0	0	0	0	0	0	5	0	551	2201

15-Min Count Period Beginning At	TH 61 (Northbound)				TH 61 (Southbound)				9th St (Eastbound)				9th St (Westbound)				Total	Hourly Totals
	Left	Thru	Right	U	Left	Thru	Right	U	Left	Thru	Right	U	Left	Thru	Right	U		
3:45 PM	0	244	5	0	0	309	0	0	0	0	0	0	0	0	7	0	565	2238
4:00 PM	0	278	3	0	0	283	1	0	0	0	1	0	0	0	3	0	569	2264
4:15 PM	0	254	4	0	0	297	0	0	0	0	0	0	0	0	7	0	562	2247
4:30 PM	0	313	3	0	0	293	2	0	0	0	0	0	0	0	4	0	615	2311
4:45 PM	0	283	3	0	0	326	0	0	0	0	1	0	0	0	3	0	616	2362
5:00 PM	0	260	1	0	0	340	1	0	0	0	1	0	0	0	8	0	611	2404
5:15 PM	0	266	1	0	0	321	2	0	0	0	1	0	0	0	2	0	593	2435
5:30 PM	0	263	3	0	0	241	1	0	0	0	0	0	0	0	4	0	512	2332
5:45 PM	0	198	4	0	0	228	1	0	0	0	0	0	0	0	4	0	435	2151
6:00 PM	0	197	3	0	0	198	0	0	0	0	0	0	0	0	5	0	403	1943
6:15 PM	0	176	4	0	0	210	0	0	0	0	0	0	0	0	1	0	391	1741
6:30 PM	0	162	4	0	0	157	0	0	0	0	0	0	0	0	0	0	323	1552
6:45 PM	0	131	3	0	0	171	1	0	0	0	0	0	0	0	7	0	313	1430
Peak 15-Min Flowrates	Northbound				Southbound				Eastbound				Westbound				Total	
	Left	Thru	Right	U	Left	Thru	Right	U	Left	Thru	Right	U	Left	Thru	Right	U		
All Vehicles	0	1132	12	0	0	1304	0	0	0	0	0	4	0	0	0	12	0	2464
Heavy Trucks	0	40	0		0	40	0		0	0	0		0	0	0			80
Buses																		
Pedestrians		0				0				4				0				4
Bicycles	0	0	0		0	0	0		0	0	0		0	0	0			0
Scoters																		
<i>Comments:</i>																		

Report generated on 3/8/2022 8:21 AM

SOURCE: Quality Counts, LLC (<http://www.qualitycounts.net>) 1-877-580-2212