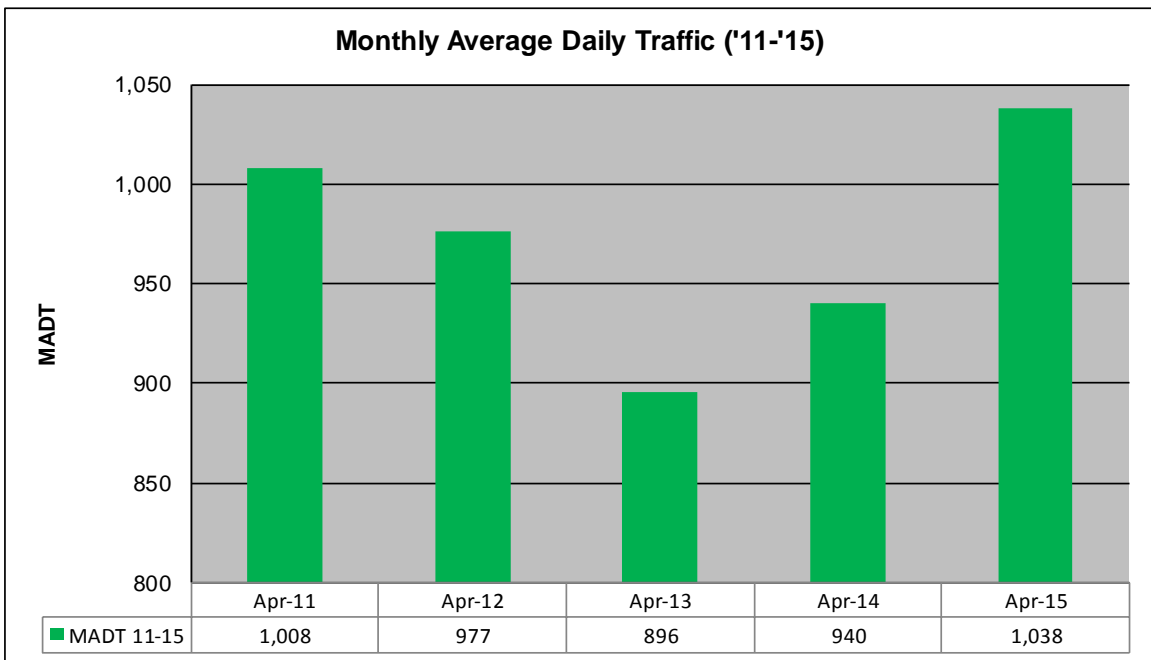
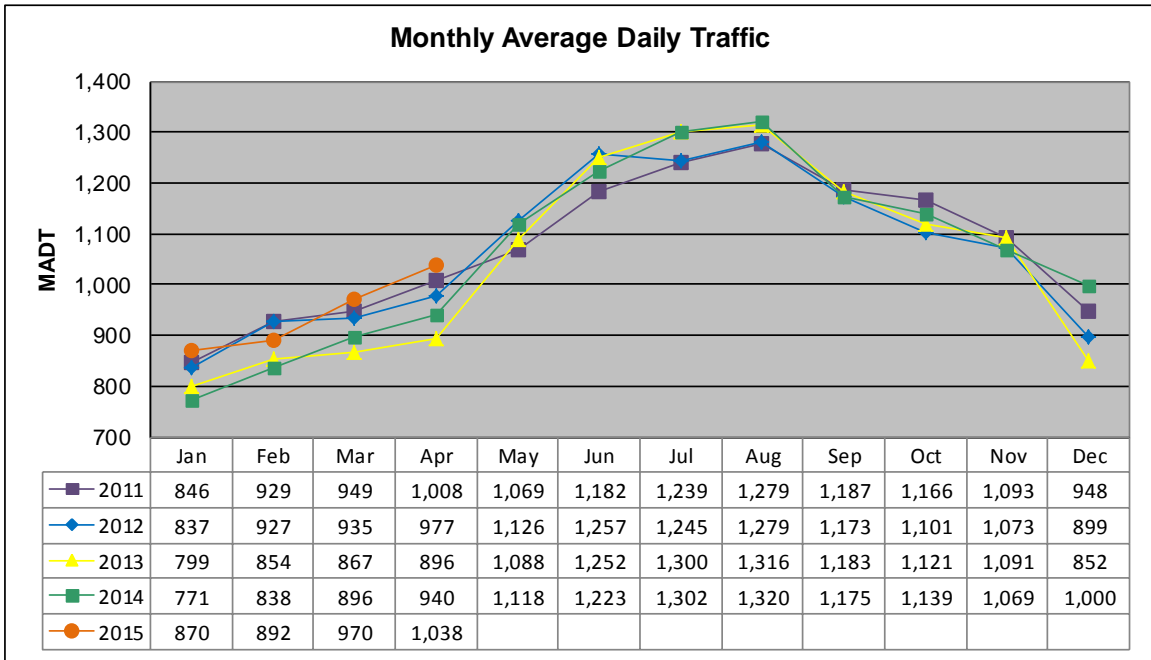


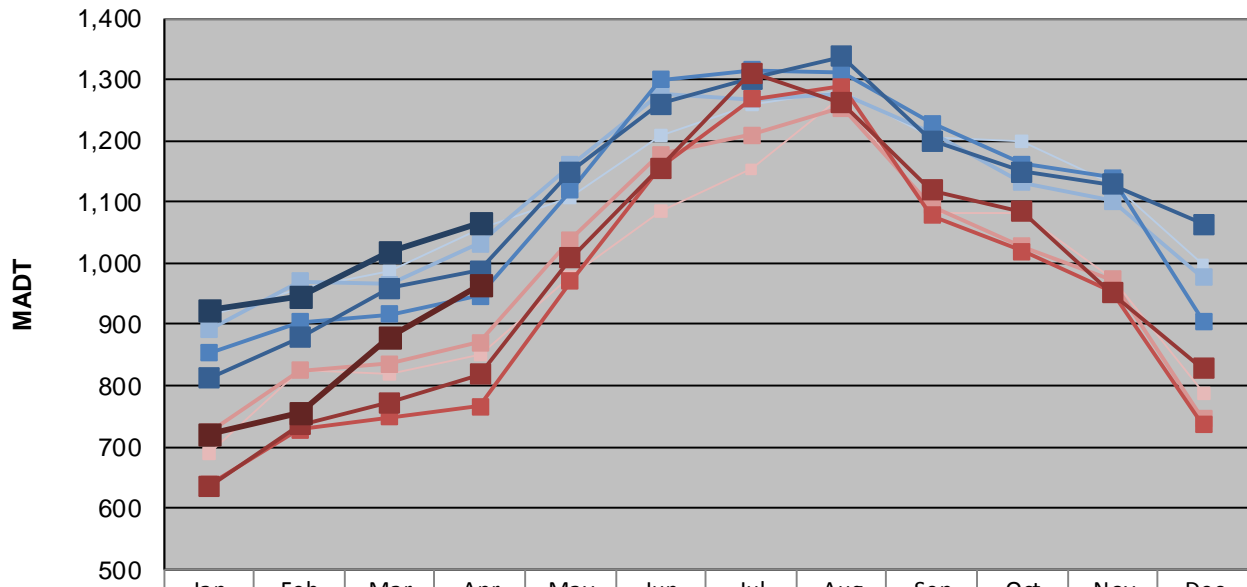
# MONTHLY REPORT, STATION NO. 210 (ATR)

## APRIL 2015

Station Measurement: VOLUME/SPEED/CLASS		
Route: TH 71	Route Direction: N/S	Lanes: 2
County: Beltrami	Closest City: Blackduck	
Functional Class: Rural Principal Arterial - Other		
Location: E OF TH72, NE OF BLACKDUCK		
Ref Post: 338+00.130	True Mile: 339.955	Sequence No. 6726
<b>Volume: 31,140</b>		<b>MADT: 1,038</b>
<b>Weekday (M-F) MADT: 1,066</b>		<b>Weekend (Sa-Su) MADT: 964</b>



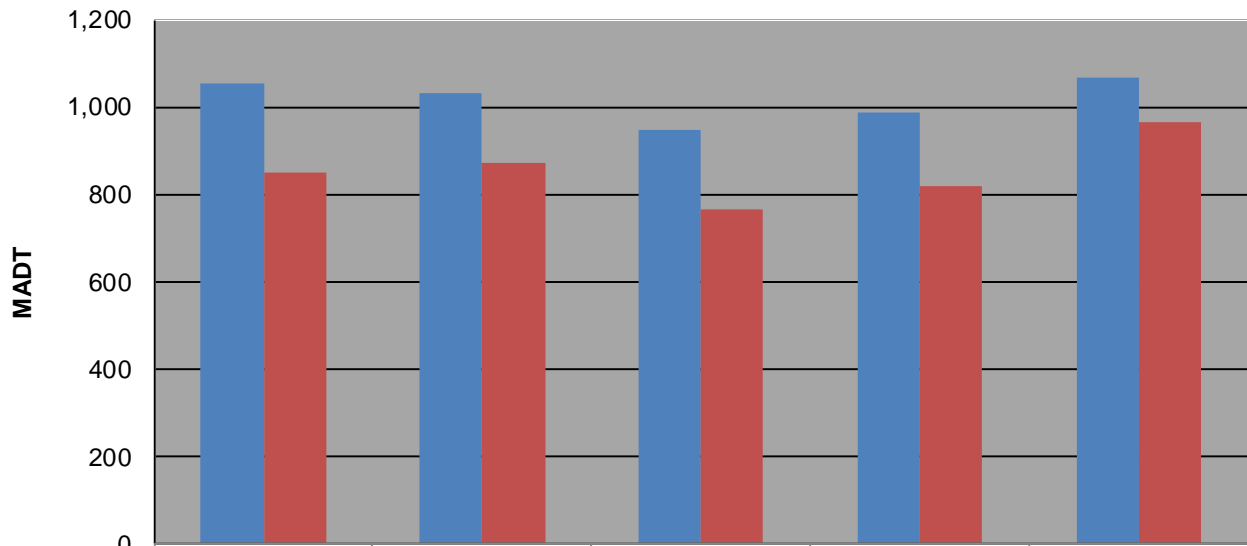
### Weekday (WD)/Weekend (WE) Monthly Average Daily Traffic



	Jan	Feb	Mar	Apr	May	Jun	Jul	Aug	Sep	Oct	Nov	Dec
'11 WD	914	960	988	1,056	1,108	1,208	1,260	1,282	1,204	1,198	1,130	996
'11 WE	690	826	818	850	978	1,084	1,154	1,272	1,082	1,082	974	786
'12 WD	892	970	966	1,032	1,160	1,278	1,268	1,278	1,212	1,132	1,102	976
'12 WE	724	824	836	870	1,038	1,178	1,210	1,254	1,094	1,028	974	746
'13 WD	854	904	916	946	1,120	1,300	1,316	1,312	1,228	1,162	1,140	906
'13 WE	638	728	748	766	970	1,156	1,268	1,288	1,078	1,020	954	736
'14 WD	812	878	960	988	1,150	1,260	1,302	1,338	1,200	1,150	1,128	1,064
'14 WE	634	736	772	818	1,008	1,156	1,310	1,262	1,120	1,084	952	828
'15 WD	924	946	1,018	1,066								
'15 WE	722	756	878	964								

Note: 'Weekday' defined as Monday-Friday, 'Weekend' defined as Saturday-Sunday

### Weekday/Weekend Monthly Average Daily Traffic ('11-'15)



	Apr-11	Apr-12	Apr-13	Apr-14	Apr-15
Weekday	1,056	1,032	946	988	1,066
Weekend	850	870	766	818	964