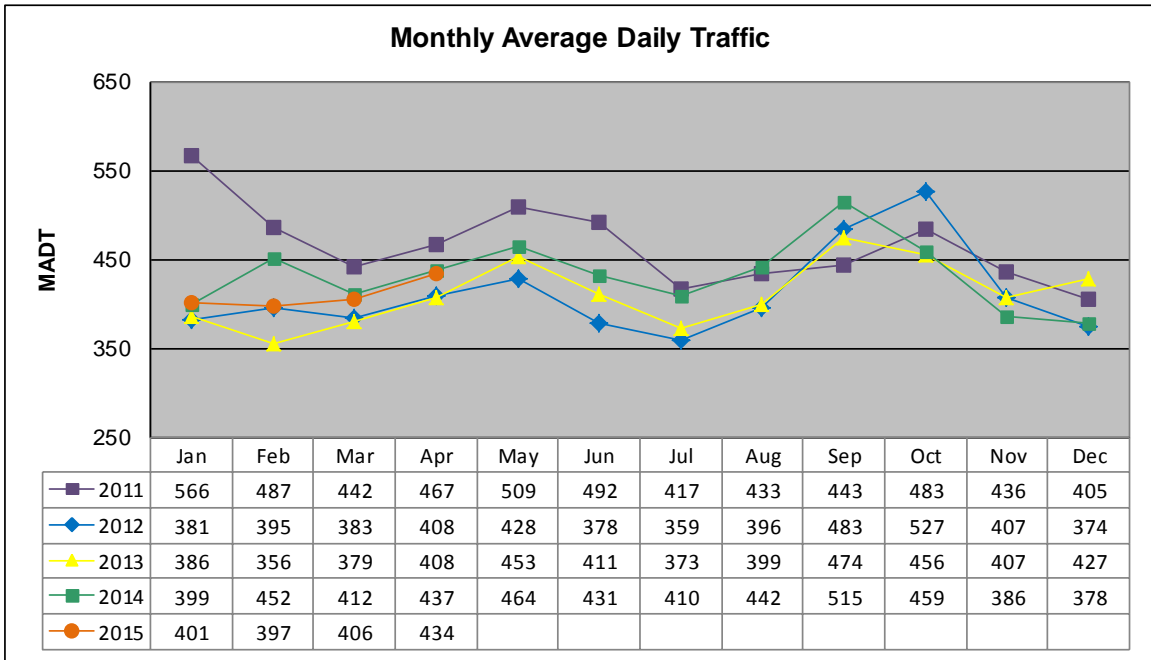


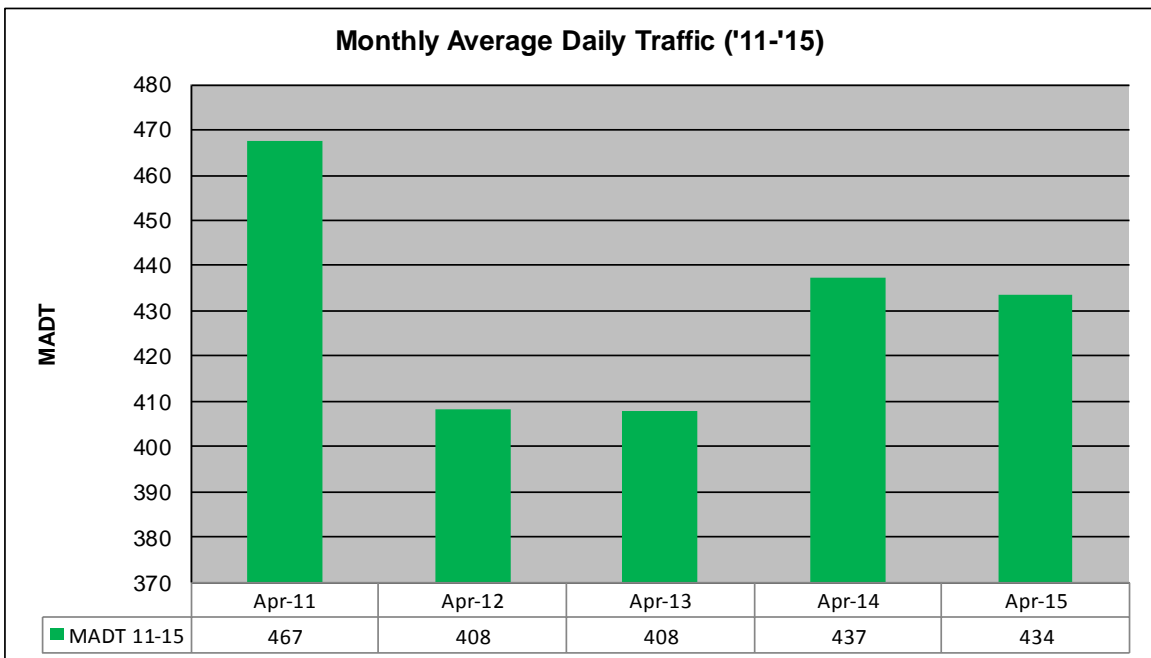
# MONTHLY REPORT, STATION NO. 8 (ATR)

## APRIL 2015

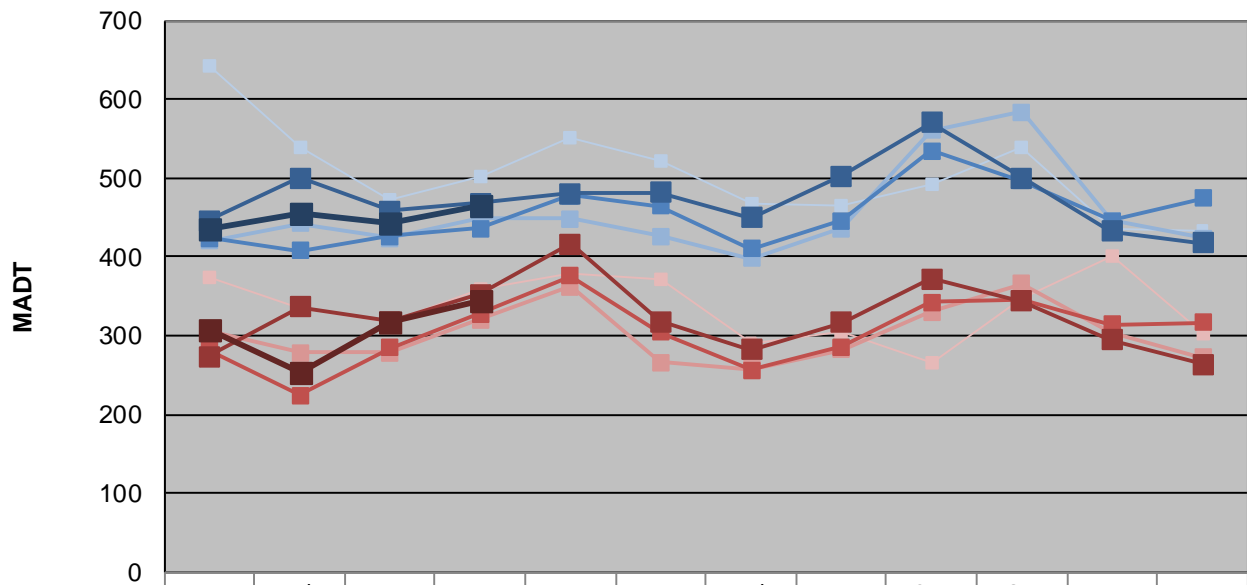
|  |                      |                                  |
|--|----------------------|----------------------------------|
| Station Measurement: VOLUME/SPEED/CLASS    |                      |                                  |
| Route: CSAH 50                             | Route Direction: E/W | Lanes: 2                         |
| County: Norman                             |                      | Closest City: Halstad            |
| Functional Class: Rural Local              |                      |                                  |
| Location: E OF TH75 (BRANDT ST) IN HALSTAD |                      |                                  |
| Ref Post: 000+00.070                       | True Mile: 0.07      | Sequence No. 9806                |
| <b>Volume: 13,009</b>                      |                      | <b>MADT: 434</b>                 |
| <b>Weekday (M-F) MADT: 464</b>             |                      | <b>Weekend (Sa-Su) MADT: 344</b> |



Note: Decrease in traffic September 2011 due to construction on TH 75



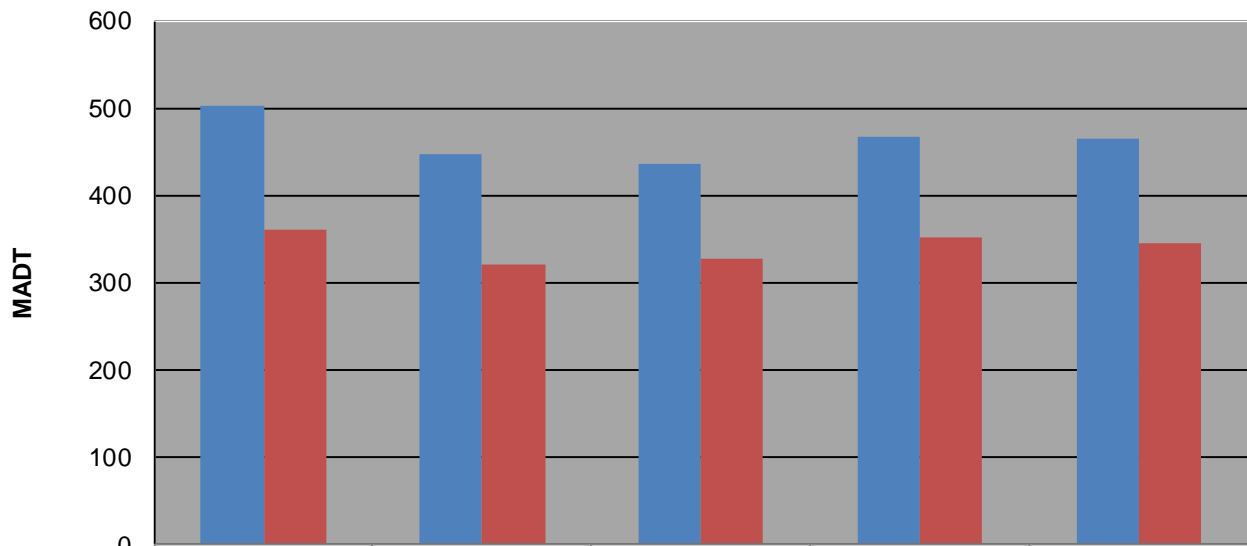
### Weekday (WD)/Weekend (WE) Monthly Average Daily Traffic



|        | Jan | Feb | Mar | Apr | May | Jun | Jul | Aug | Sep | Oct | Nov | Dec |
|--------|-----|-----|-----|-----|-----|-----|-----|-----|-----|-----|-----|-----|
| '11 WD | 642 | 538 | 472 | 502 | 552 | 522 | 468 | 466 | 492 | 538 | 436 | 434 |
| '11 WE | 374 | 334 | 318 | 360 | 378 | 372 | 290 | 304 | 266 | 348 | 402 | 302 |
| '12 WD | 420 | 442 | 424 | 448 | 448 | 426 | 398 | 436 | 560 | 584 | 446 | 424 |
| '12 WE | 306 | 278 | 278 | 320 | 362 | 266 | 258 | 282 | 330 | 366 | 304 | 272 |
| '13 WD | 424 | 408 | 426 | 436 | 478 | 464 | 410 | 446 | 534 | 496 | 446 | 474 |
| '13 WE | 282 | 224 | 284 | 328 | 376 | 304 | 256 | 286 | 342 | 346 | 314 | 316 |
| '14 WD | 446 | 500 | 458 | 468 | 480 | 482 | 450 | 502 | 570 | 500 | 432 | 418 |
| '14 WE | 274 | 336 | 318 | 352 | 416 | 318 | 282 | 316 | 372 | 344 | 294 | 264 |
| '15 WD | 436 | 454 | 444 | 464 |     |     |     |     |     |     |     |     |
| '15 WE | 308 | 254 | 318 | 344 |     |     |     |     |     |     |     |     |

Note: 'Weekday' defined as Monday-Friday, 'Weekend' defined as Saturday-Sunday

### Weekday/Weekend Monthly Average Daily Traffic ('11-'15)



|         | Apr-11 | Apr-12 | Apr-13 | Apr-14 | Apr-15 |
|---------|--------|--------|--------|--------|--------|
| Weekday | 502    | 448    | 436    | 468    | 464    |
| Weekend | 360    | 320    | 328    | 352    | 344    |