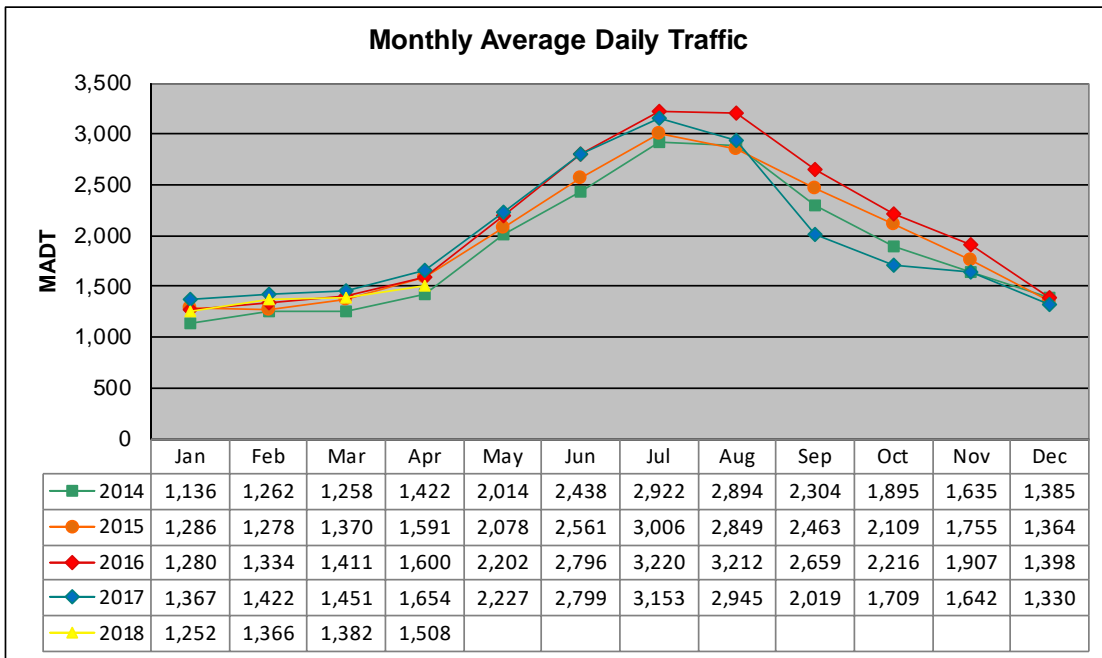


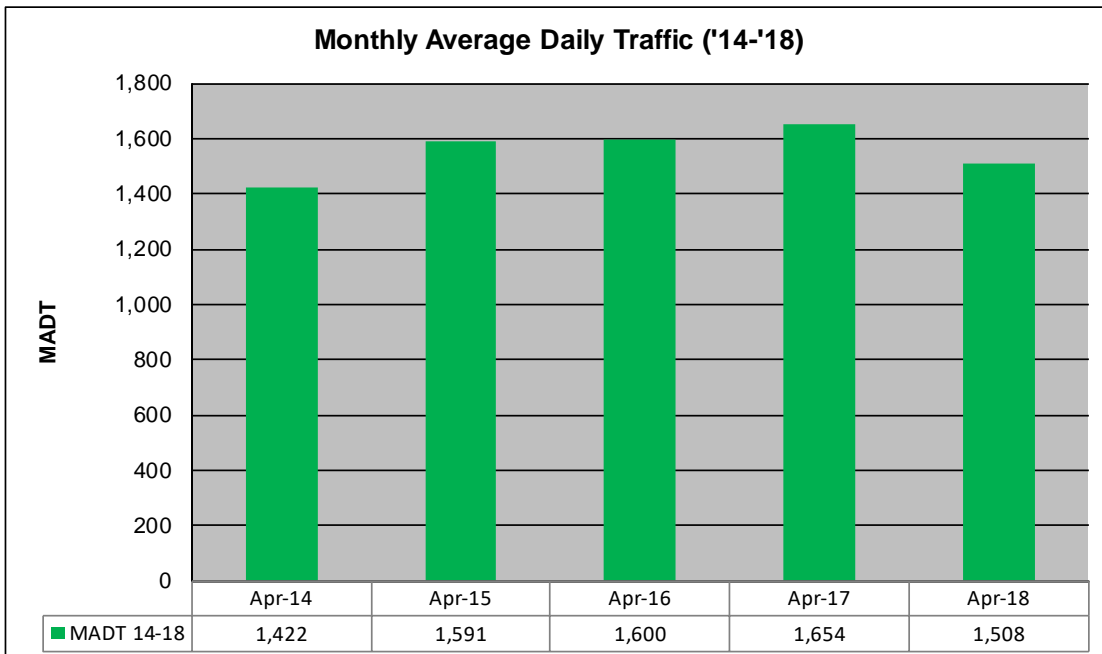
MONTHLY REPORT, STATION NO. 220 (ATR)

APRIL 2018

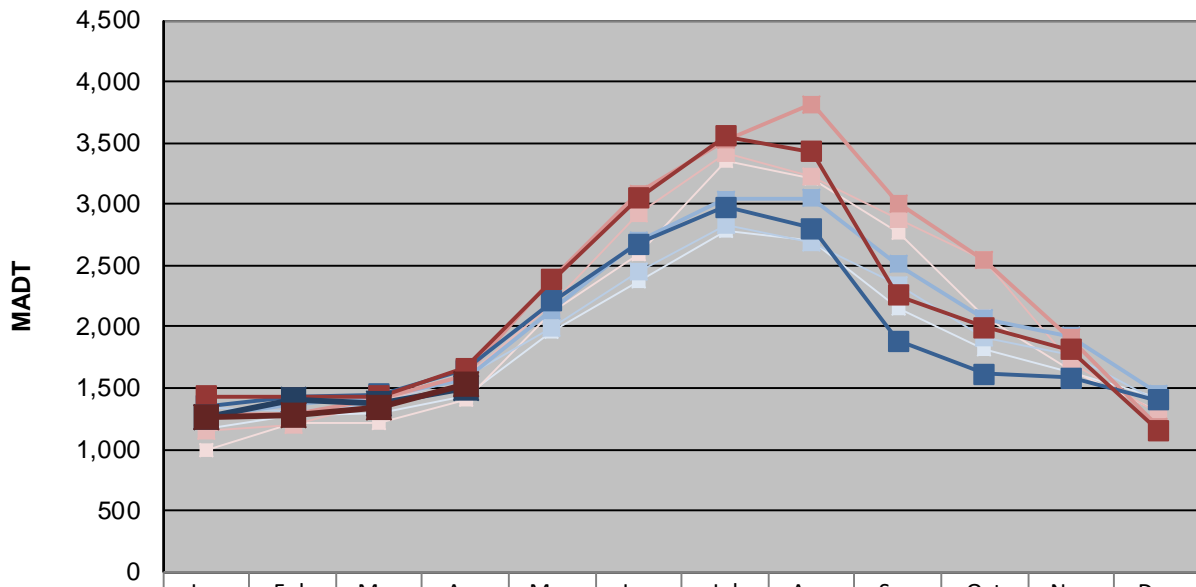
| | | |
|--|---------------------------|------------------------------------|
| Station Measurement: VOLUME/SPEED/CLASS | | |
| Route: TH 71 | Route Direction: N/S | Lanes: 2 |
| County: Hubbard | Closest City: Park Rapids | |
| Functional Class: Rural Principal Arterial - Other | | |
| Location: S OF CR89, N OF PARK RAPIDS | | |
| Ref Post: 275+00.062 | True Mile: 275.098 | Sequence No. 6727 |
| Volume: 45,234 | | MADT: 1,508 |
| Weekday (M-F) MADT: 1,506 | | Weekend (Sa-Su) MADT: 1,528 |



Note: Increase in traffic August 2016 due to detour... Decrease in traffic September/October 2017 due to construction on TH 71



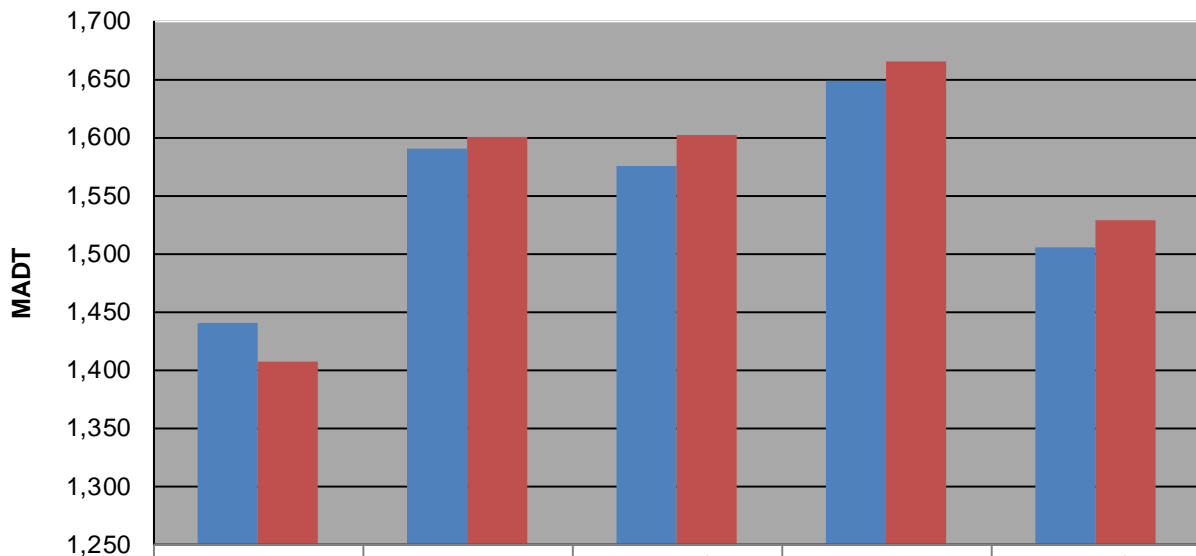
Weekday (WD)/Weekend (WE) Monthly Average Daily Traffic



| | Jan | Feb | Mar | Apr | May | Jun | Jul | Aug | Sep | Oct | Nov | Dec |
|--------|-------|-------|-------|-------|-------|-------|-------|-------|-------|-------|-------|-------|
| '14 WD | 1,174 | 1,280 | 1,290 | 1,440 | 1,954 | 2,374 | 2,784 | 2,706 | 2,146 | 1,810 | 1,634 | 1,420 |
| '14 WE | 996 | 1,220 | 1,210 | 1,408 | 2,116 | 2,600 | 3,358 | 3,208 | 2,770 | 2,090 | 1,638 | 1,316 |
| '15 WD | 1,338 | 1,310 | 1,372 | 1,590 | 1,998 | 2,450 | 2,834 | 2,682 | 2,344 | 1,908 | 1,772 | 1,396 |
| '15 WE | 1,148 | 1,198 | 1,396 | 1,600 | 2,186 | 2,920 | 3,416 | 3,222 | 2,872 | 2,538 | 1,712 | 1,294 |
| '16 WD | 1,268 | 1,360 | 1,424 | 1,576 | 2,140 | 2,702 | 3,044 | 3,046 | 2,512 | 2,068 | 1,928 | 1,458 |
| '16 WE | 1,280 | 1,280 | 1,408 | 1,602 | 2,390 | 3,086 | 3,522 | 3,816 | 3,006 | 2,540 | 1,906 | 1,190 |
| '17 WD | 1,356 | 1,422 | 1,448 | 1,648 | 2,208 | 2,674 | 2,978 | 2,800 | 1,886 | 1,612 | 1,588 | 1,400 |
| '17 WE | 1,430 | 1,422 | 1,436 | 1,666 | 2,384 | 3,052 | 3,554 | 3,432 | 2,258 | 1,998 | 1,814 | 1,156 |
| '18 WD | 1,262 | 1,404 | 1,378 | 1,506 | | | | | | | | |
| '18 WE | 1,266 | 1,274 | 1,338 | 1,528 | | | | | | | | |

Note: 'Weekday' defined as Monday-Friday, 'Weekend' defined as Saturday-Sunday

Weekday/Weekend Monthly Average Daily Traffic ('14-'18)



| | Apr-14 | Apr-15 | Apr-16 | Apr-17 | Apr-18 |
|---------|--------|--------|--------|--------|--------|
| Weekday | 1,440 | 1,590 | 1,576 | 1,648 | 1,506 |
| Weekend | 1,408 | 1,600 | 1,602 | 1,666 | 1,528 |