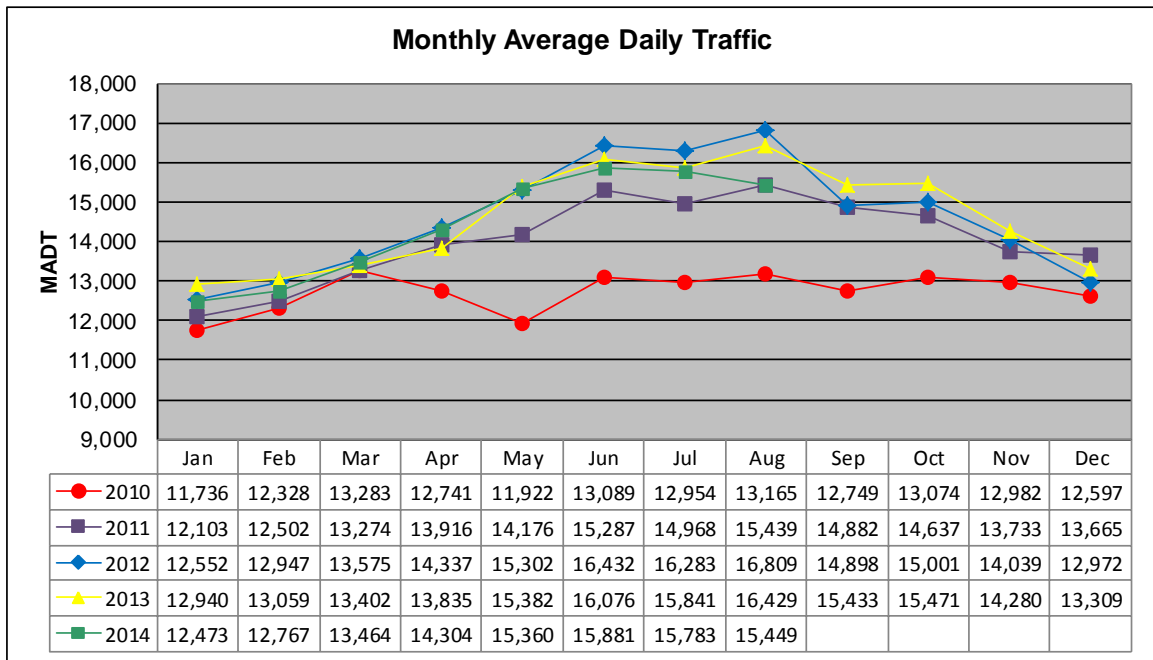


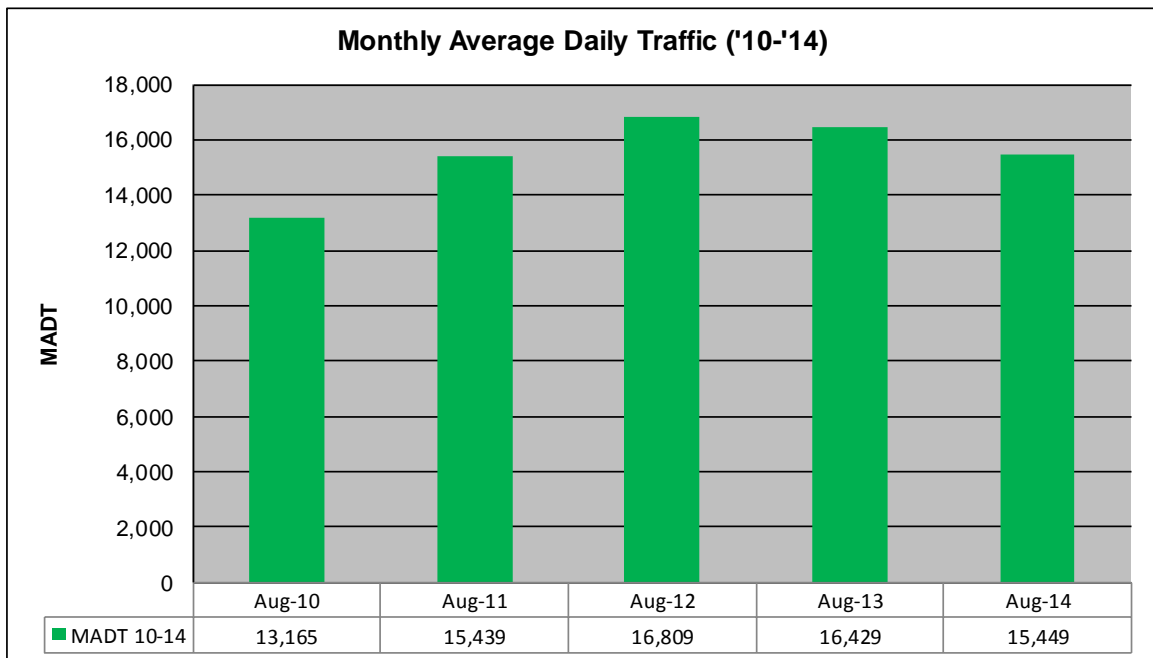
MONTHLY REPORT, STATION NO. 351 (ATR)

AUGUST 2014

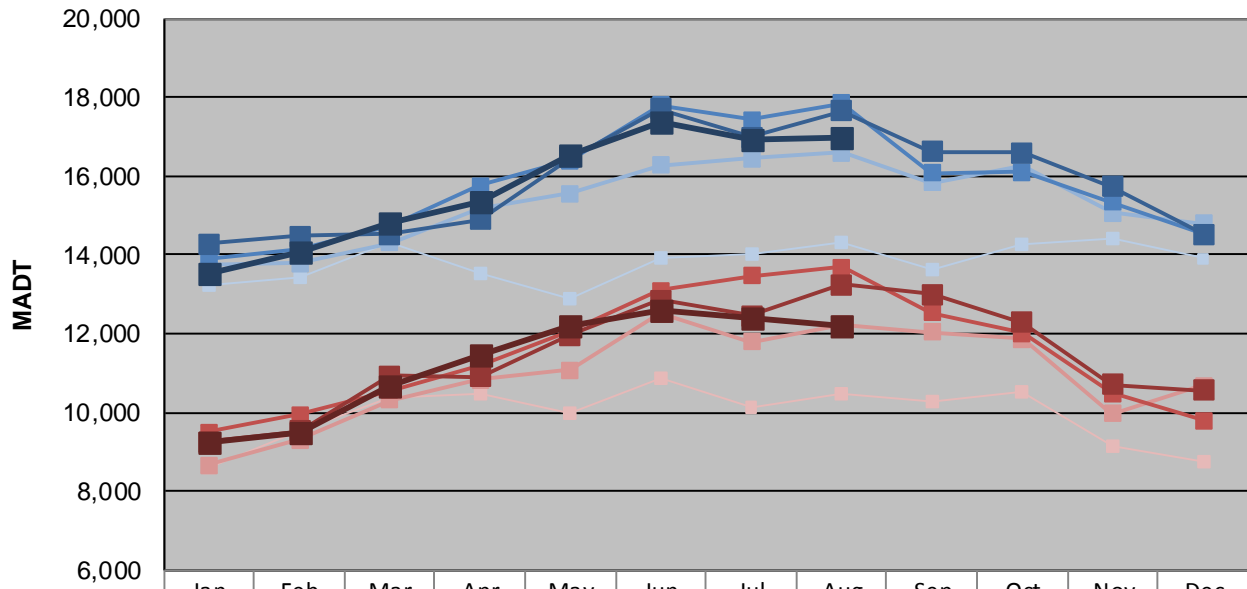
Station Measurement: VOLUME		
Route: TH 12	Route Direction: E/W	Lanes: 2
County: Hennepin		Closest City: Independence
Functional Class: Rural Principal Arterial - Other		
Location: W OF CSAH92 IN INDEPENDENCE		
Ref Post: 142+00.839	True Mile: 142.285	Sequence No. 6789
Volume: 478,917		MADT: 15,449
Weekday (M-F) MADT: 16,980		Weekend (Sa-Su) MADT: 12,180



Note: Decrease in traffic April/May 2010 due to construction on TH 12



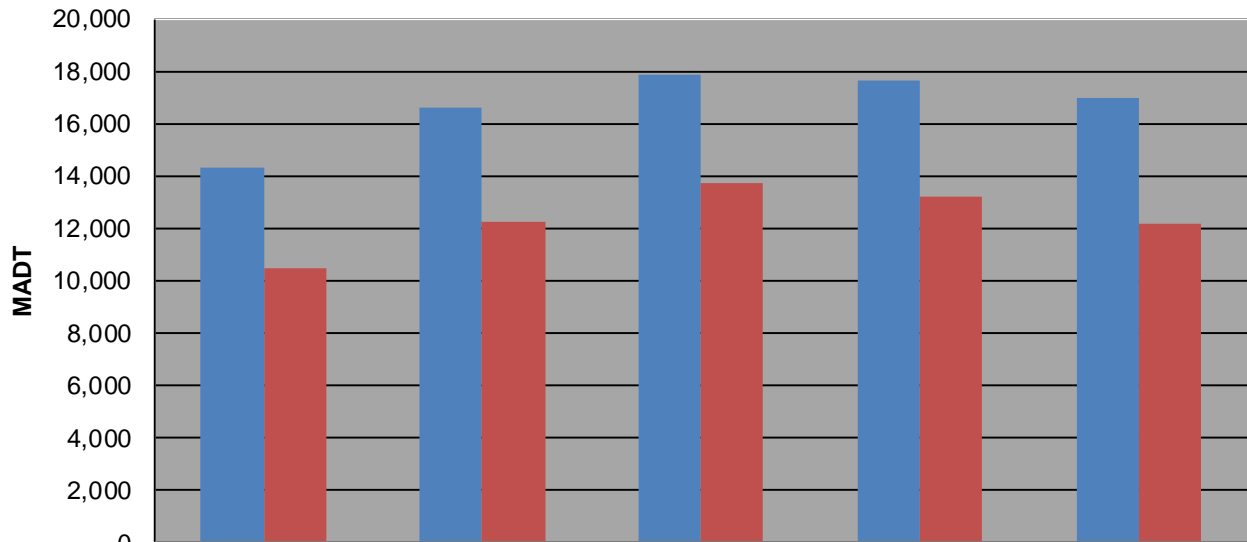
Weekday (WD)/Weekend (WE) Monthly Average Daily Traffic



	Jan	Feb	Mar	Apr	May	Jun	Jul	Aug	Sep	Oct	Nov	Dec
'10 WD	13,250	13,450	14,334	13,520	12,890	13,904	14,032	14,328	13,614	14,246	14,394	13,906
'10 WE	8,602	9,524	10,366	10,458	10,000	10,876	10,120	10,480	10,298	10,498	9,124	8,768
'11 WD	13,772	13,776	14,314	15,176	15,548	16,272	16,442	16,590	15,824	16,254	15,066	14,802
'11 WE	8,672	9,292	10,308	10,820	11,076	12,496	11,798	12,242	12,048	11,852	9,960	10,676
'12 WD	13,918	14,138	14,722	15,754	16,396	17,794	17,430	17,844	16,086	16,092	15,334	14,556
'12 WE	9,498	9,934	10,562	11,190	12,096	13,086	13,456	13,698	12,522	12,008	10,474	9,806
'13 WD	14,270	14,478	14,532	14,888	16,472	17,692	16,992	17,644	16,606	16,586	15,736	14,526
'13 WE	9,256	9,514	10,918	10,906	11,970	12,846	12,446	13,236	13,002	12,294	10,704	10,570
'14 WD	13,532	14,088	14,826	15,334	16,550	17,358	16,922	16,980				
'14 WE	9,256	9,466	10,676	11,464	12,208	12,596	12,378	12,180				

Note: 'Weekday' defined as Monday-Friday, 'Weekend' defined as Saturday-Sunday

Weekday/Weekend Monthly Average Daily Traffic ('10-'14)



	Aug-10	Aug-11	Aug-12	Aug-13	Aug-14
Weekday	14,328	16,590	17,844	17,644	16,980
Weekend	10,480	12,242	13,698	13,236	12,180