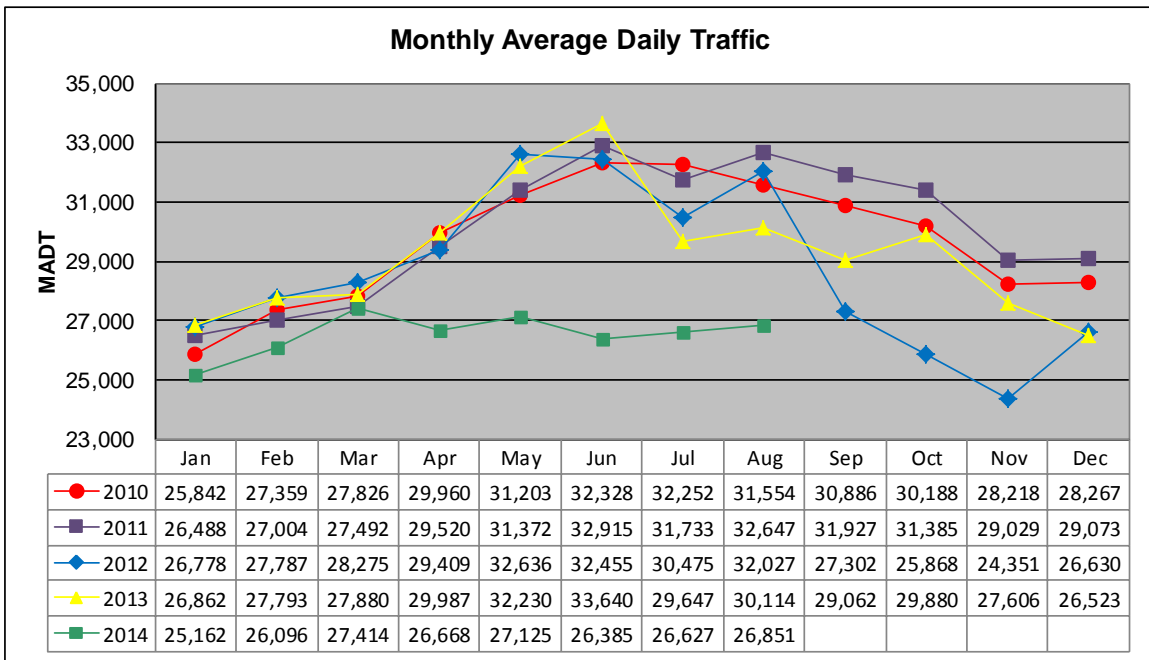


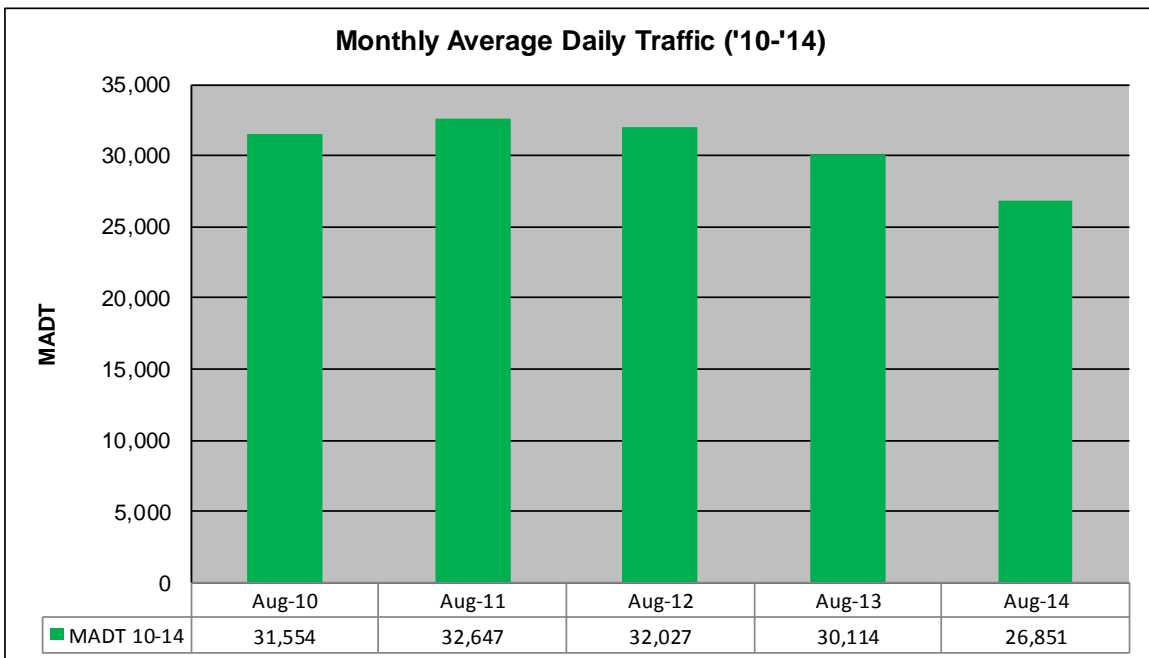
MONTHLY REPORT, STATION NO. 384 (ATR)

AUGUST 2014

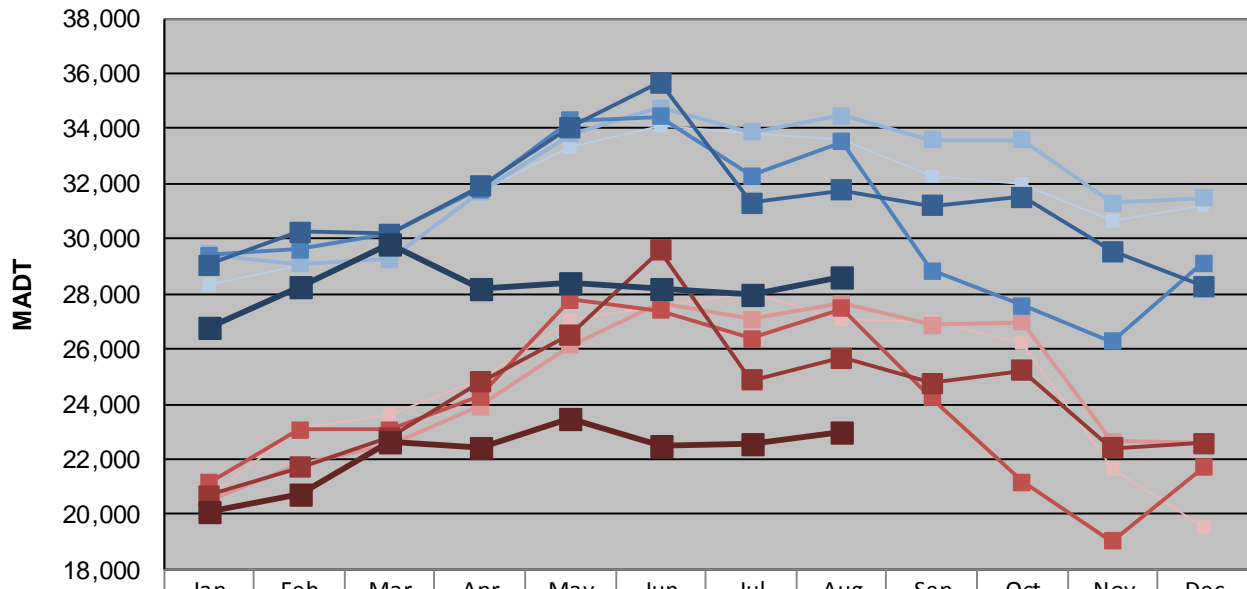
Station Measurement: VOLUME/SPEED/CLASS		
Route: TH 36	Route Direction: E/W	Lanes: 4
County: Washington		Closest City: Stillwater
Functional Class: Urban Other Principal Arterial		
Location: W OF WASHINGTON AVE IN STILLWATER		
Ref Post: 201+00.824	True Mile: 18.153	Sequence No. 9873
Volume: 832,390		MADT: 26,851
Weekday (M-F) MADT: 28,644		Weekend (Sa-Su) MADT: 22,986



Note: Decrease in traffic September to December 2012 and April to August 2014 due to construction on TH 36



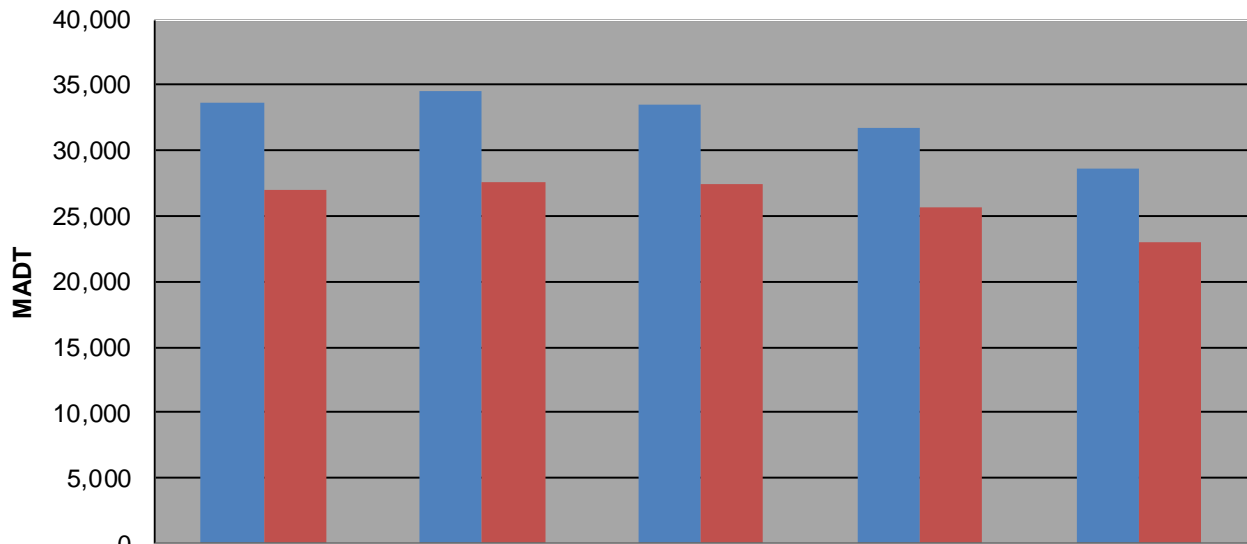
Weekday (WD)/Weekend (WE) Monthly Average Daily Traffic



	Jan	Feb	Mar	Apr	May	Jun	Jul	Aug	Sep	Oct	Nov	Dec
'10 WD	28,334	29,056	29,332	31,678	33,322	34,068	33,786	33,592	32,242	31,960	30,630	31,220
'10 WE	20,626	23,118	23,618	24,880	27,076	27,566	28,050	27,046	27,004	26,220	21,678	19,558
'11 WD	29,454	29,082	29,252	31,696	33,788	34,766	33,862	34,478	33,598	33,574	31,302	31,478
'11 WE	20,508	21,786	22,498	23,922	26,136	27,688	27,090	27,654	26,864	26,962	22,650	22,596
'12 WD	29,390	29,628	30,180	31,810	34,288	34,430	32,290	33,524	28,842	27,574	26,270	29,122
'12 WE	21,124	23,084	23,086	24,282	27,794	27,396	26,368	27,464	24,222	21,168	19,032	21,692
'13 WD	29,060	30,236	30,182	31,888	34,052	35,674	31,294	31,744	31,198	31,518	29,552	28,266
'13 WE	20,668	21,684	22,804	24,798	26,526	29,574	24,870	25,680	24,766	25,214	22,414	22,588
'14 WD	26,774	28,250	29,780	28,214	28,394	28,210	27,972	28,644				
'14 WE	20,120	20,712	22,606	22,400	23,454	22,466	22,544	22,986				

Note: 'Weekday' defined as Monday-Friday, 'Weekend' defined as Saturday-Sunday

Weekday/Weekend Monthly Average Daily Traffic ('10-'14)



	Aug-10	Aug-11	Aug-12	Aug-13	Aug-14
Weekday	33,592	34,478	33,524	31,744	28,644
Weekend	27,046	27,654	27,464	25,680	22,986