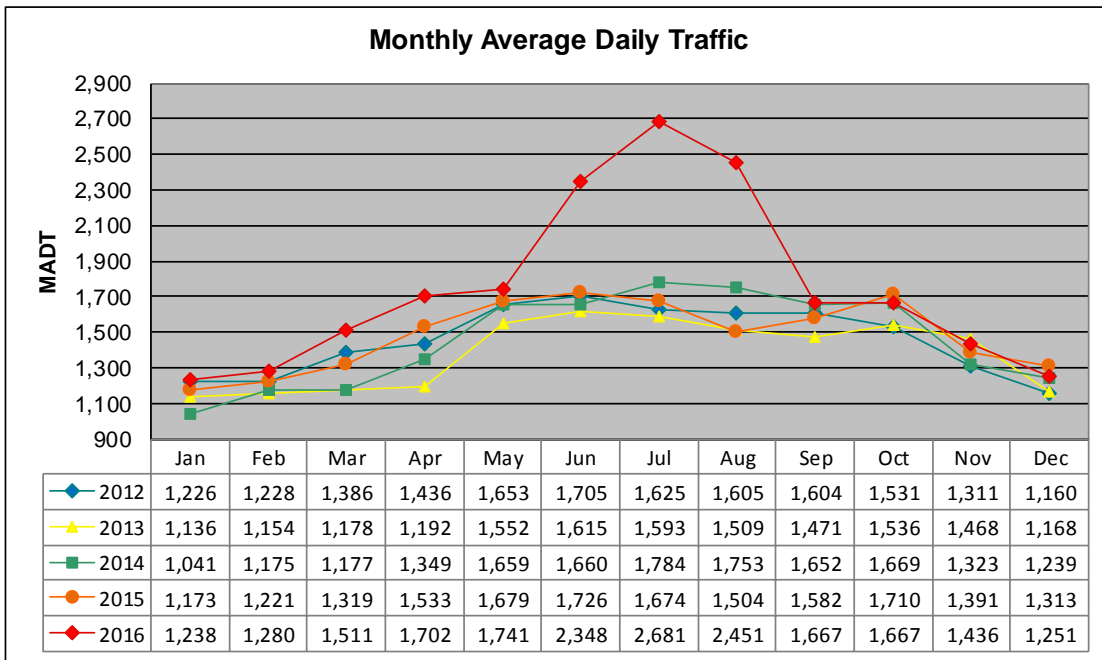


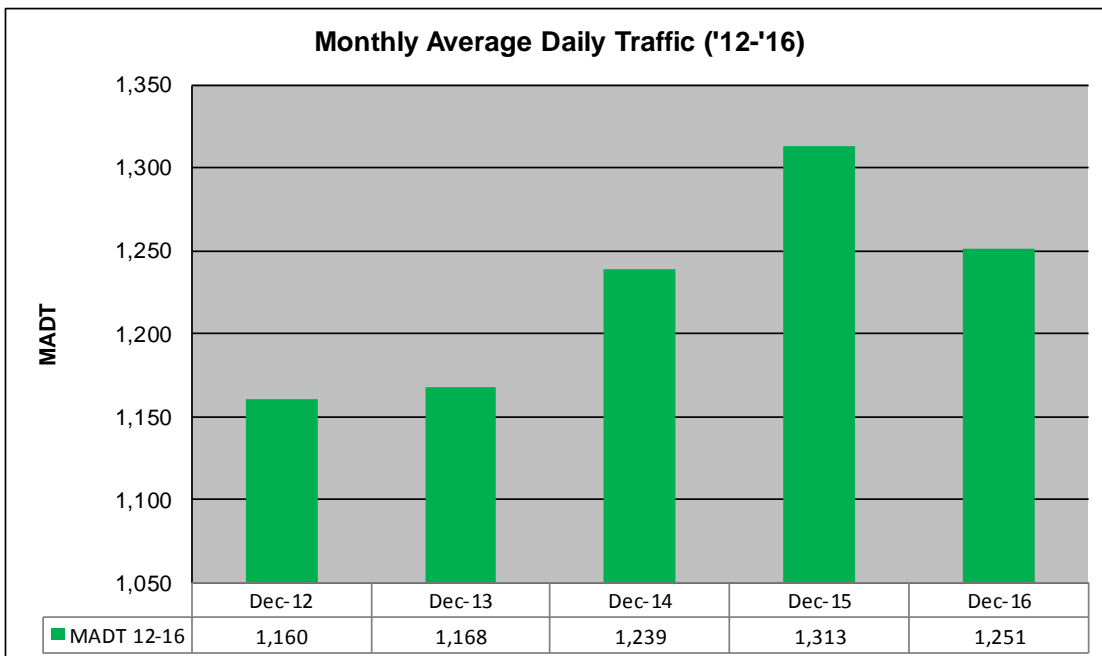
MONTHLY REPORT, STATION NO. 199 (ATR)

DECEMBER 2016

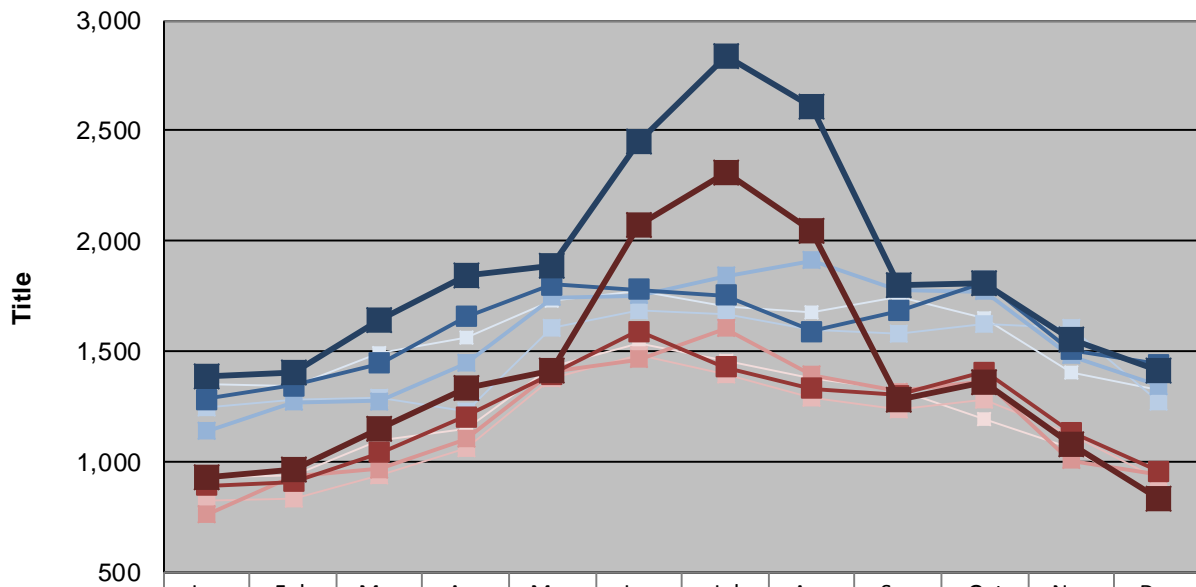
| | | |
|---|----------------------|------------------------------------|
| Station Measurement: VOLUME/SPEED/CLASS | | |
| Route: TH 75 | Route Direction: N/S | Lanes: 2 |
| County: Pipestone | | Closest City: Pipestone |
| Functional Class: Rural Minor Arterial | | |
| Location: .5 MI S OF CSAH7 (151ST ST), N OF PIPESTONE | | |
| Ref Post: 040+00.540 | True Mile: 39.447 | Sequence No. 6745 |
| Volume: 38,791 | | MADT: 1,251 |
| Weekday (M-F) MADT: 1,558 | | Weekend (Sa-Su) MADT: 1,076 |



Note: Increase in traffic October 2014 due to hunting openers and May to August 2016 due to detour



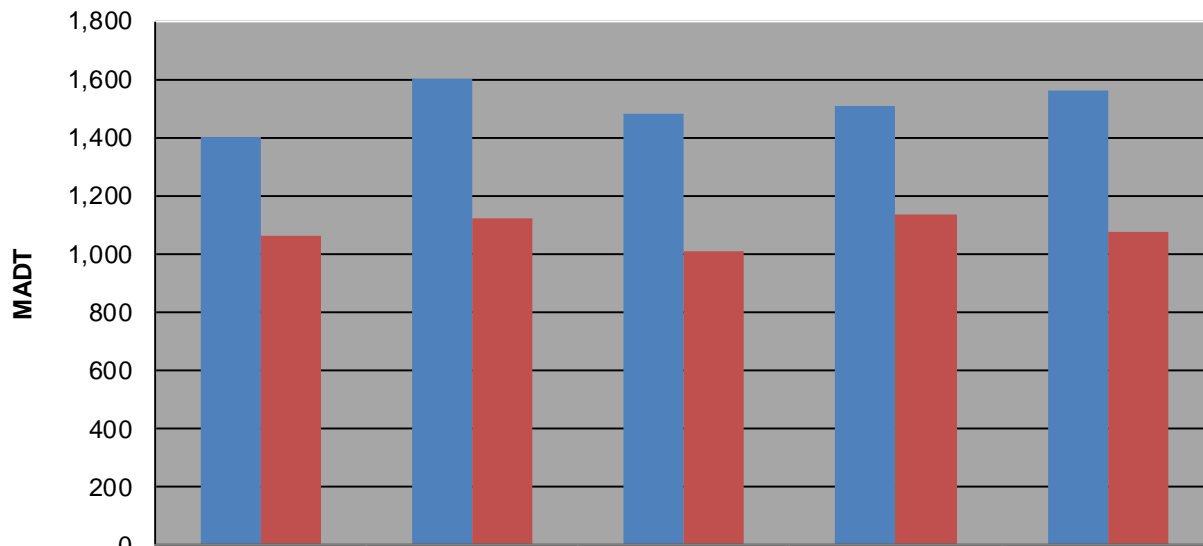
Weekday (WD)/Weekend (WE) Monthly Average Daily Traffic



| | Jan | Feb | Mar | Apr | May | Jun | Jul | Aug | Sep | Oct | Nov | Dec |
|--------|-------|-------|-------|-------|-------|-------|-------|-------|-------|-------|-------|-------|
| '12 WD | 1,350 | 1,340 | 1,494 | 1,566 | 1,732 | 1,772 | 1,706 | 1,678 | 1,744 | 1,654 | 1,402 | 1,322 |
| '12 WE | 926 | 936 | 1,096 | 1,152 | 1,432 | 1,534 | 1,454 | 1,376 | 1,328 | 1,190 | 1,062 | 834 |
| '13 WD | 1,244 | 1,282 | 1,286 | 1,232 | 1,608 | 1,682 | 1,664 | 1,594 | 1,582 | 1,628 | 1,604 | 1,272 |
| '13 WE | 826 | 836 | 942 | 1,062 | 1,382 | 1,482 | 1,396 | 1,288 | 1,234 | 1,282 | 1,120 | 920 |
| '14 WD | 1,138 | 1,270 | 1,276 | 1,444 | 1,744 | 1,752 | 1,844 | 1,912 | 1,782 | 1,772 | 1,482 | 1,346 |
| '14 WE | 758 | 936 | 966 | 1,104 | 1,410 | 1,464 | 1,604 | 1,392 | 1,320 | 1,366 | 1,006 | 944 |
| '15 WD | 1,284 | 1,346 | 1,444 | 1,656 | 1,804 | 1,780 | 1,754 | 1,590 | 1,684 | 1,816 | 1,508 | 1,440 |
| '15 WE | 890 | 910 | 1,042 | 1,204 | 1,398 | 1,590 | 1,428 | 1,332 | 1,300 | 1,406 | 1,134 | 958 |
| '16 WD | 1,386 | 1,404 | 1,640 | 1,846 | 1,888 | 2,454 | 2,842 | 2,606 | 1,798 | 1,810 | 1,558 | 1,410 |
| '16 WE | 928 | 962 | 1,152 | 1,338 | 1,414 | 2,074 | 2,312 | 2,050 | 1,284 | 1,364 | 1,076 | 834 |

Note: 'Weekday' defined as Monday-Friday, 'Weekend' defined as Saturday-Sunday

Weekday/Weekend Monthly Average Daily Traffic ('12-'16)



| | Dec-12 | Dec-13 | Dec-14 | Dec-15 | Dec-16 |
|---------|--------|--------|--------|--------|--------|
| Weekday | 1,402 | 1,604 | 1,482 | 1,508 | 1,558 |
| Weekend | 1,062 | 1,120 | 1,006 | 1,134 | 1,076 |