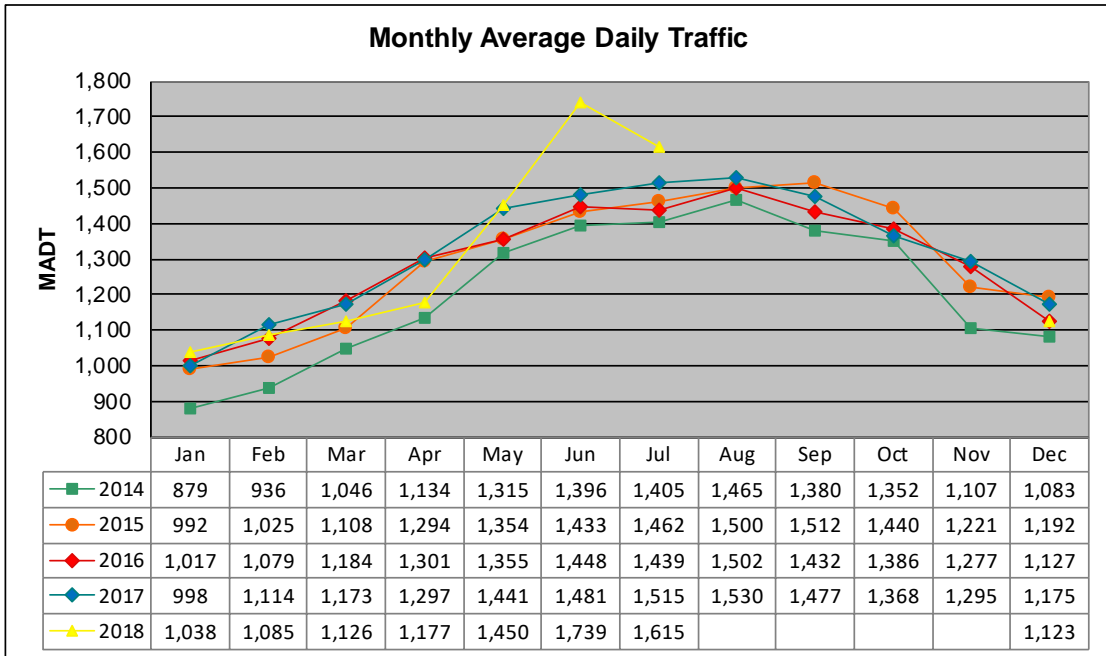


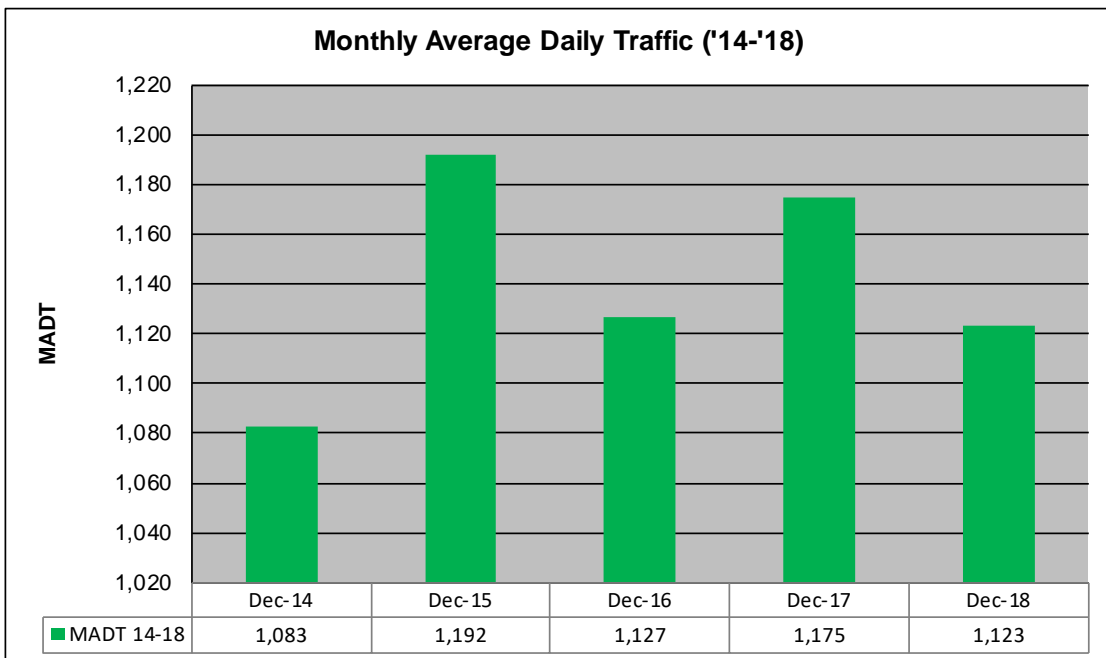
MONTHLY REPORT, STATION NO. 233 (ATR)

DECEMBER 2018

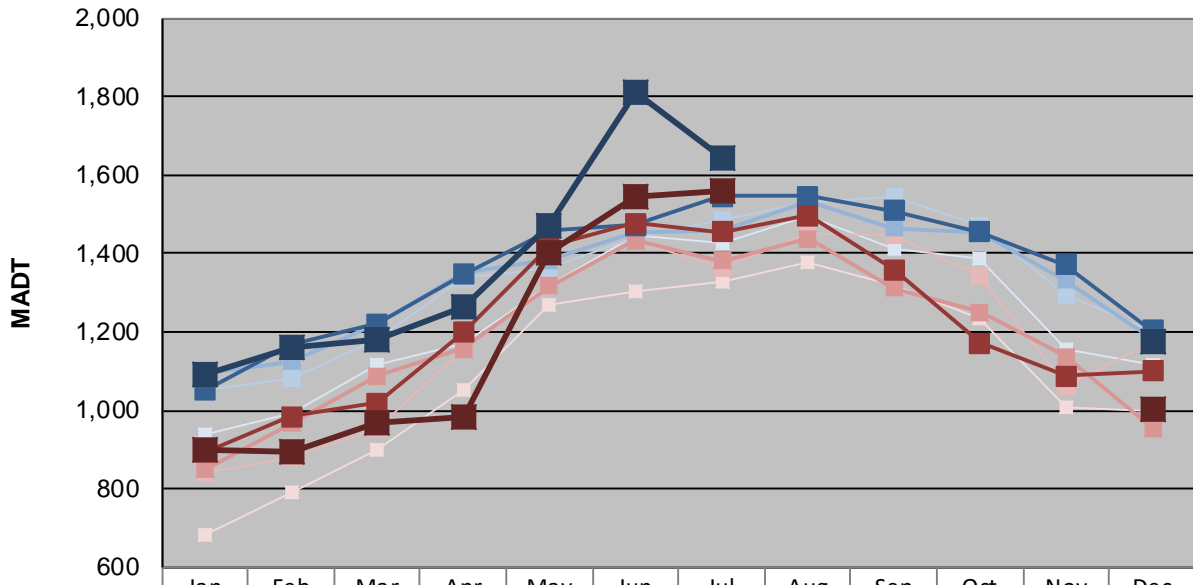
| | | |
|---|-------------------------|------------------------------------|
| Station Measurement: VOLUME/SPEED/CLASS | | |
| Route: CSAH 9 | Route Direction: N/S | Lanes: 2 |
| County: Sibley | Closest City: Arlington | |
| Functional Class: Rural Major Collector | | |
| Location: .7 MI N OF 226TH ST, N OF ARLINGTON | | |
| Ref Post: 014+00.025 | True Mile: 14.025 | Sequence No. 22510 |
| Volume: 30,319* (27 days) | | MADT: 1,123 |
| Weekday (M-F) MADT: 1,174 | | Weekend (Sa-Su) MADT: 1,002 |



Note: No data available August to November 2018... Increase in traffic June 2018 due to detours



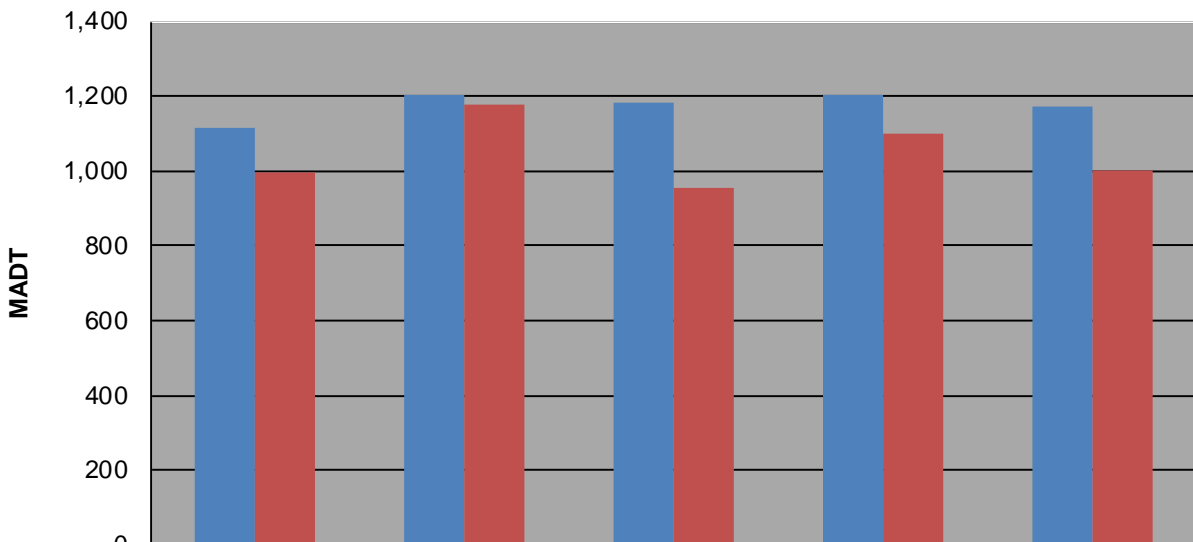
Weekday (WD)/Weekend (WE) Monthly Average Daily Traffic



| | Jan | Feb | Mar | Apr | May | Jun | Jul | Aug | Sep | Oct | Nov | Dec |
|--------|-------|-------|-------|-------|-------|-------|-------|-------|-------|-------|-------|-------|
| '14 WD | 940 | 994 | 1,118 | 1,170 | 1,318 | 1,444 | 1,426 | 1,496 | 1,412 | 1,386 | 1,158 | 1,116 |
| '14 WE | 684 | 792 | 898 | 1,050 | 1,270 | 1,304 | 1,330 | 1,376 | 1,316 | 1,236 | 1,008 | 996 |
| '15 WD | 1,050 | 1,084 | 1,182 | 1,340 | 1,362 | 1,442 | 1,488 | 1,528 | 1,544 | 1,470 | 1,294 | 1,202 |
| '15 WE | 842 | 882 | 956 | 1,158 | 1,318 | 1,430 | 1,364 | 1,452 | 1,444 | 1,342 | 1,064 | 1,176 |
| '16 WD | 1,096 | 1,126 | 1,220 | 1,352 | 1,384 | 1,454 | 1,458 | 1,534 | 1,464 | 1,452 | 1,332 | 1,182 |
| '16 WE | 848 | 966 | 1,088 | 1,158 | 1,318 | 1,432 | 1,382 | 1,438 | 1,312 | 1,250 | 1,138 | 956 |
| '17 WD | 1,050 | 1,166 | 1,222 | 1,346 | 1,460 | 1,472 | 1,546 | 1,546 | 1,510 | 1,456 | 1,372 | 1,204 |
| '17 WE | 894 | 984 | 1,018 | 1,198 | 1,420 | 1,476 | 1,454 | 1,496 | 1,358 | 1,172 | 1,088 | 1,100 |
| '18 WD | 1,094 | 1,160 | 1,178 | 1,264 | 1,472 | 1,810 | 1,642 | | | | | 1,174 |
| '18 WE | 898 | 896 | 970 | 984 | 1,402 | 1,546 | 1,560 | | | | | 1,002 |

Note: 'Weekday' defined as Monday-Friday, 'Weekend' defined as Saturday-Sunday

Weekday/Weekend Monthly Average Daily Traffic ('14-'18)



| | Dec-14 | Dec-15 | Dec-16 | Dec-17 | Dec-18 |
|---------|--------|--------|--------|--------|--------|
| Weekday | 1,116 | 1,202 | 1,182 | 1,204 | 1,174 |
| Weekend | 996 | 1,176 | 956 | 1,100 | 1,002 |