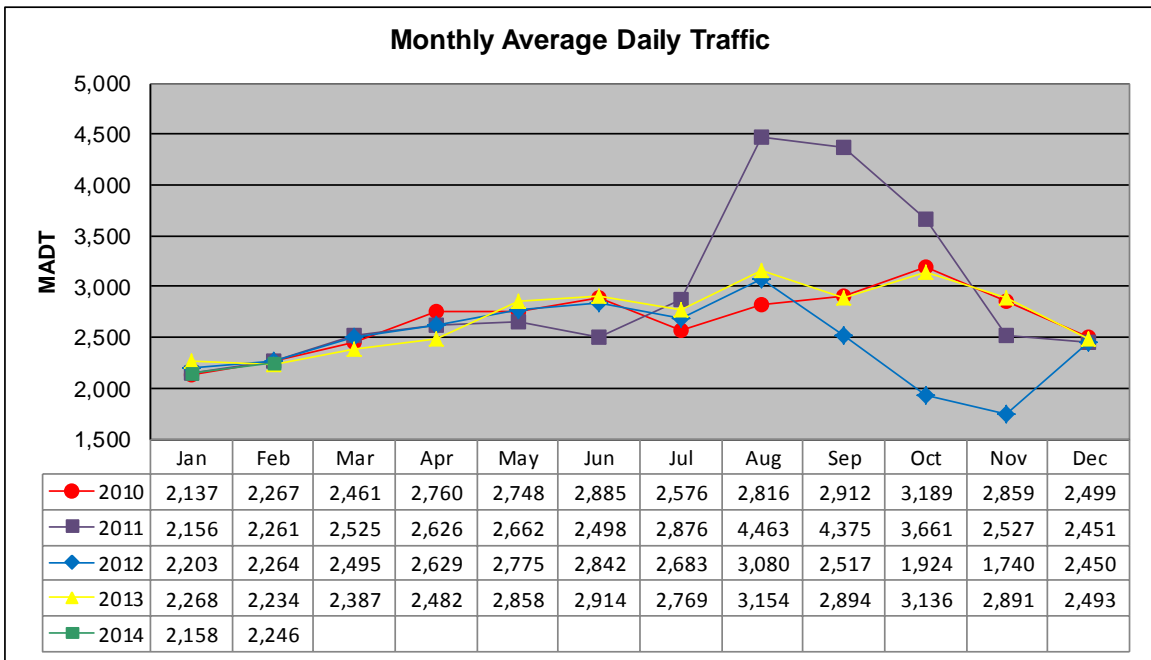


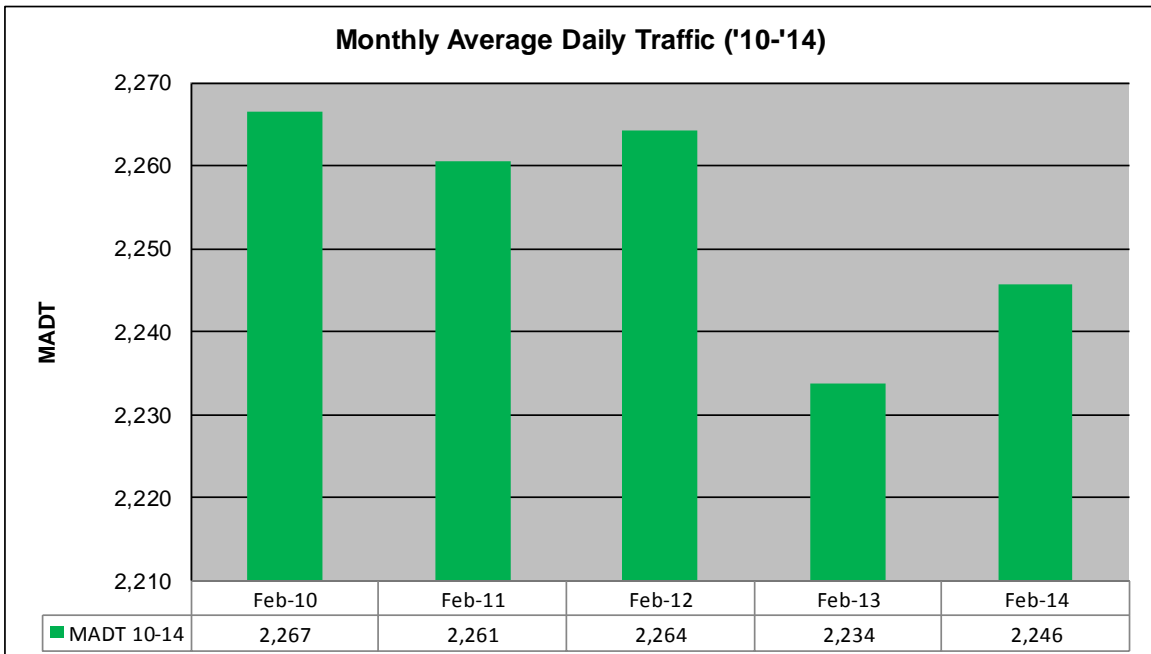
MONTHLY REPORT, STATION NO. 198 (ATR)

FEBRUARY 2014

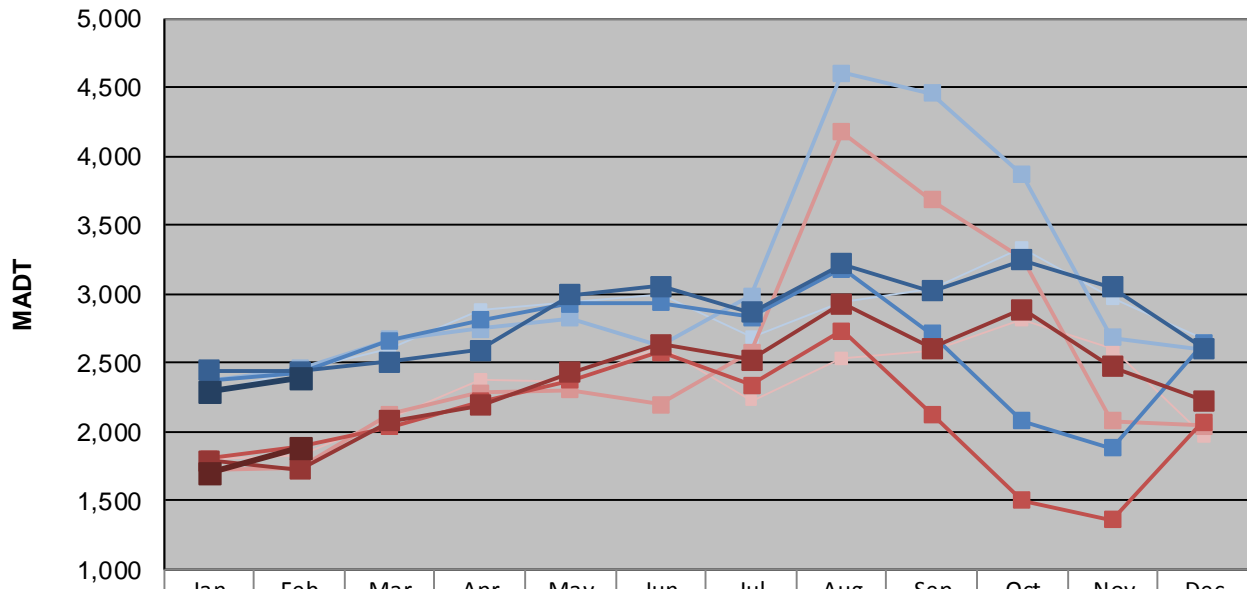
Station Measurement: VOLUME/SPEED/CLASS		
Route: TH 212	Route Direction: E/W	Lanes: 2
County: Renville	Closest City: Granite Falls	
Functional Class: Rural Principal Arterial - Other		
Location: E OF TH23, E OF GRANITE FALLS		
Ref Post: 052+00.356	True Mile: 52.936	Sequence No. 9831
Volume: 62,882		MADT: 2,246
Weekday (M-F) MADT: 2,390		Weekend (Sa-Su) MADT: 1,884



Note: Decrease in traffic June 2011 and September to November 2012 due to construction on TH 212... Increase in traffic August to October 2011 due to TH 67 detour



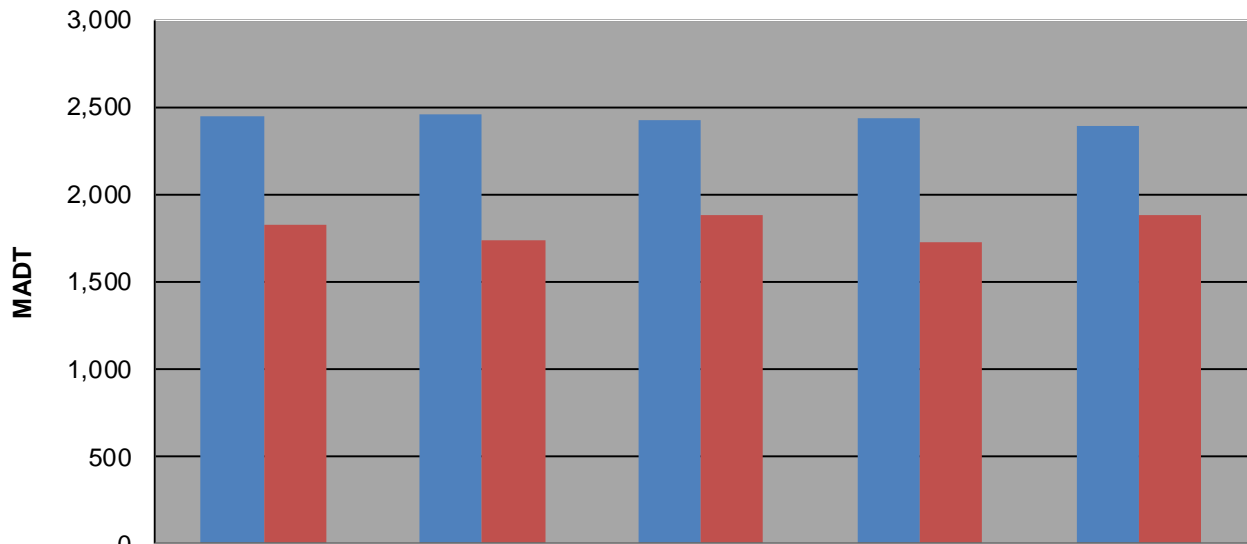
Weekday (WD)/Weekend (WE) Monthly Average Daily Traffic



	Jan	Feb	Mar	Apr	May	Jun	Jul	Aug	Sep	Oct	Nov	Dec
'10 WD	2,284	2,442	2,604	2,878	2,938	2,996	2,692	2,946	3,040	3,328	2,972	2,668
'10 WE	1,802	1,828	2,100	2,382	2,364	2,618	2,226	2,532	2,582	2,816	2,600	1,972
'11 WD	2,366	2,460	2,666	2,748	2,822	2,624	2,984	4,600	4,458	3,862	2,684	2,598
'11 WE	1,720	1,738	2,128	2,280	2,300	2,200	2,580	4,174	3,684	3,252	2,076	2,042
'12 WD	2,374	2,422	2,664	2,806	2,928	2,936	2,832	3,180	2,712	2,076	1,878	2,638
'12 WE	1,804	1,884	2,038	2,220	2,370	2,580	2,340	2,732	2,124	1,502	1,360	2,072
'13 WD	2,446	2,436	2,510	2,590	2,990	3,054	2,864	3,218	3,022	3,242	3,046	2,606
'13 WE	1,786	1,728	2,076	2,192	2,428	2,634	2,520	2,932	2,606	2,884	2,474	2,224
'14 WD	2,298	2,390										
'14 WE	1,698	1,884										

Note: 'Weekday' defined as Monday-Friday, 'Weekend' defined as Saturday-Sunday

Weekday/Weekend Monthly Average Daily Traffic ('10-'14)



	Feb-10	Feb-11	Feb-12	Feb-13	Feb-14
Weekday	2,442	2,460	2,422	2,436	2,390
Weekend	1,828	1,738	1,884	1,728	1,884