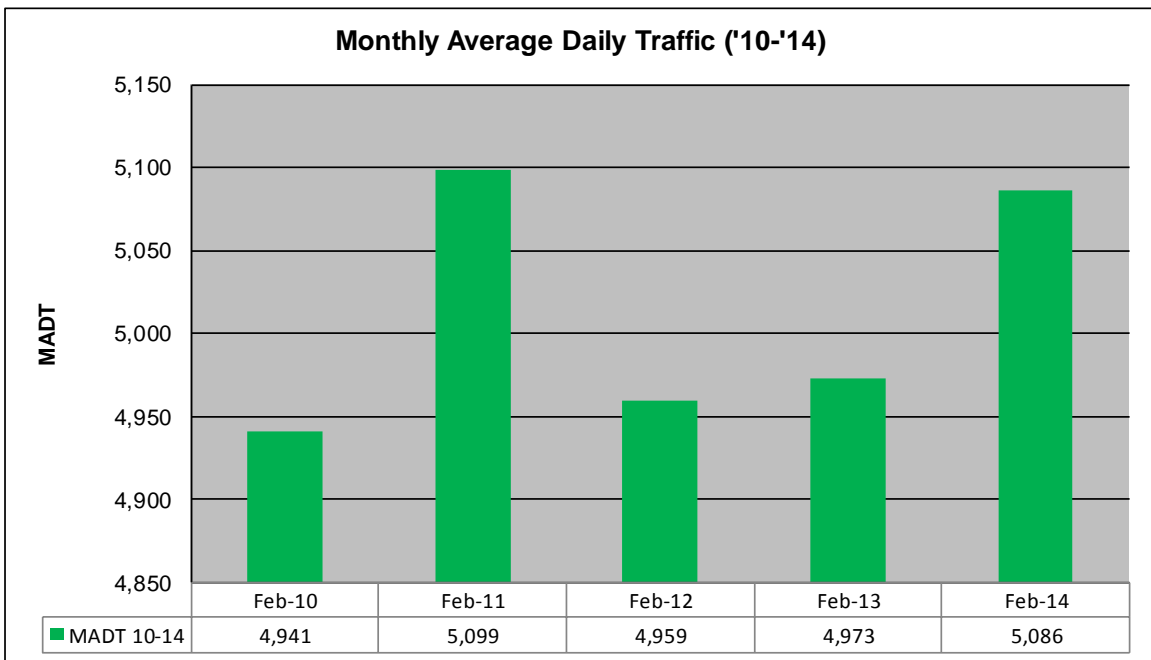
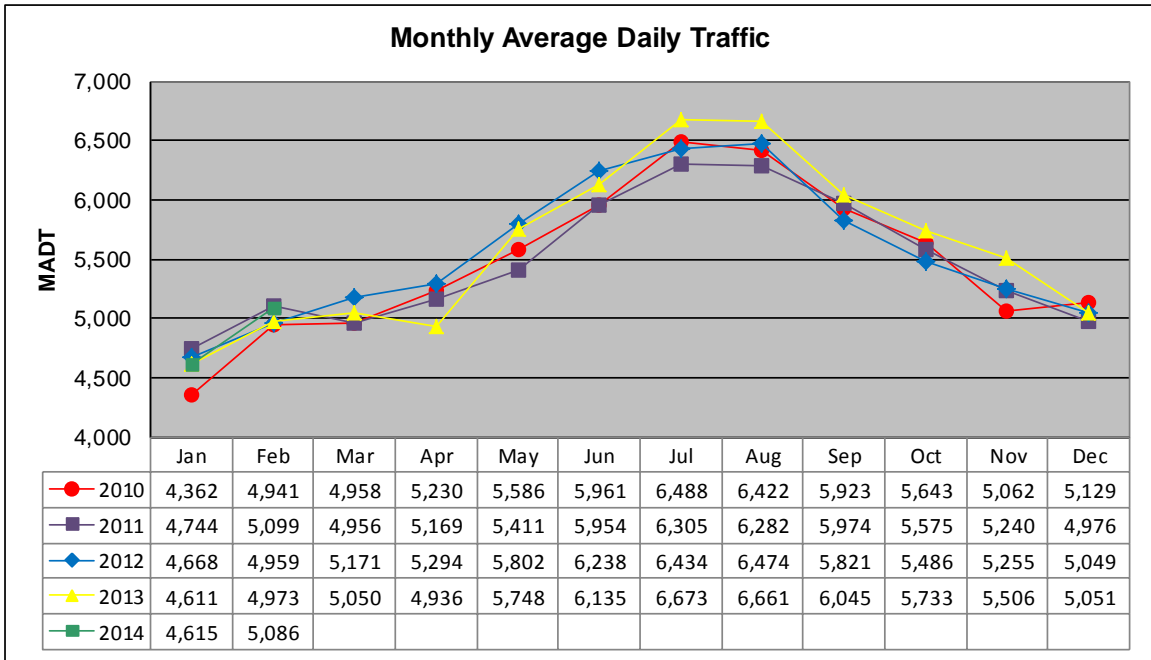


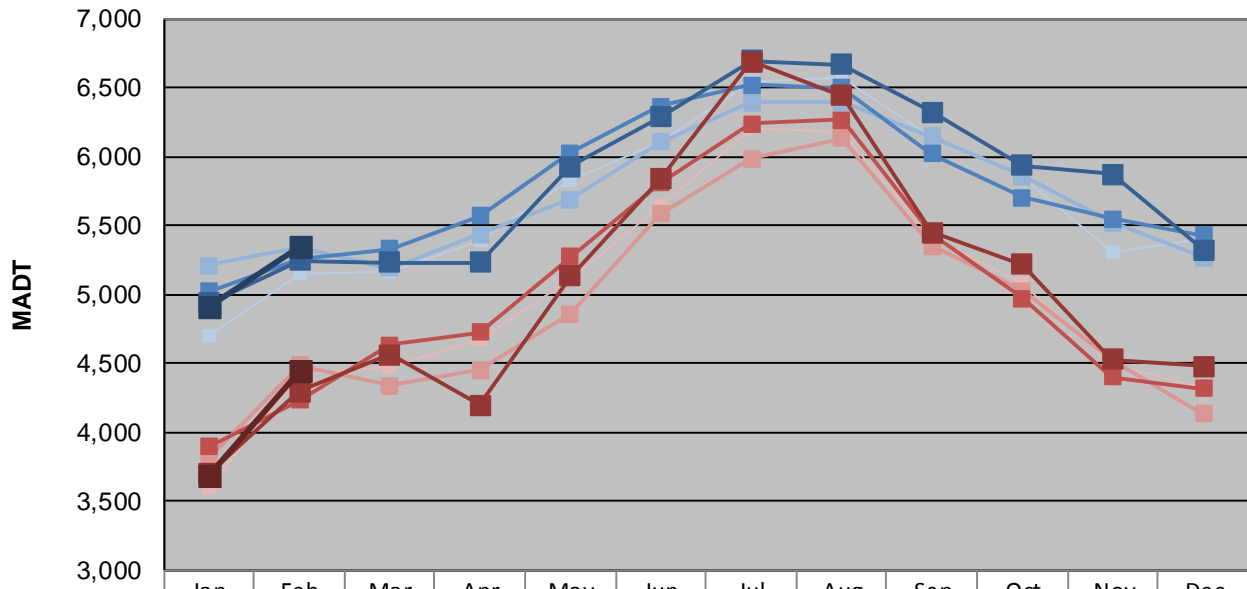
MONTHLY REPORT, STATION NO. 35 (WIM)

FEBRUARY 2014

Station Measurement: VOLUME/SPEED/CLASS/WEIGHT		
Route: TH 2	Route Direction: E/W	Lanes: 4
County: Clearwater	Closest City: Bagley	
Functional Class: Rural Principal Arterial - Other		
Location: .5 MI W OF CSAH30, E OF BAGLEY		
Ref Post: 091+00.800	True Mile: 91.666	Sequence No. 1066
Volume: 142,417		MADT: 5,086
Weekday (M-F) MADT: 5,346		Weekend (Sa-Su) MADT: 4,440



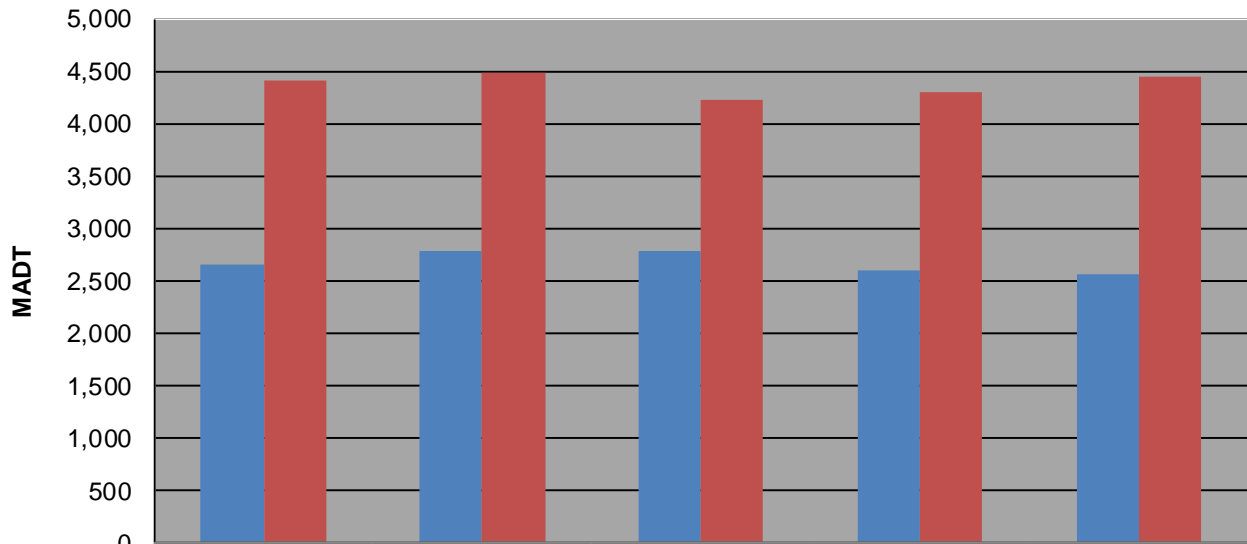
Weekday (WD)/Weekend (WE) Monthly Average Daily Traffic



	Jan	Feb	Mar	Apr	May	Jun	Jul	Aug	Sep	Oct	Nov	Dec
'10 WD	4,704	5,150	5,168	5,386	5,826	6,106	6,548	6,566	6,130	5,848	5,300	5,400
'10 WE	3,606	4,418	4,476	4,676	5,114	5,650	6,204	6,184	5,424	5,084	4,494	4,322
'11 WD	5,210	5,346	5,192	5,432	5,686	6,102	6,392	6,394	6,146	5,858	5,522	5,270
'11 WE	3,800	4,484	4,340	4,448	4,856	5,584	5,984	6,130	5,348	5,026	4,520	4,132
'12 WD	5,020	5,258	5,330	5,566	6,026	6,362	6,522	6,498	6,016	5,702	5,548	5,430
'12 WE	3,894	4,234	4,632	4,728	5,272	5,808	6,236	6,266	5,434	4,970	4,404	4,320
'13 WD	4,934	5,246	5,230	5,232	5,928	6,286	6,692	6,668	6,320	5,934	5,874	5,320
'13 WE	3,698	4,292	4,560	4,196	5,132	5,836	6,686	6,442	5,448	5,220	4,526	4,476
'14 WD	4,912	5,346										
'14 WE	3,692	4,440										

Note: 'Weekday' defined as Monday-Friday, 'Weekend' defined as Saturday-Sunday

Weekday/Weekend Monthly Average Daily Traffic ('10-'14)



	Feb-10	Feb-11	Feb-12	Feb-13	Feb-14
Weekday	2,644	2,786	2,778	2,598	2,560
Weekend	4,418	4,484	4,234	4,292	4,440