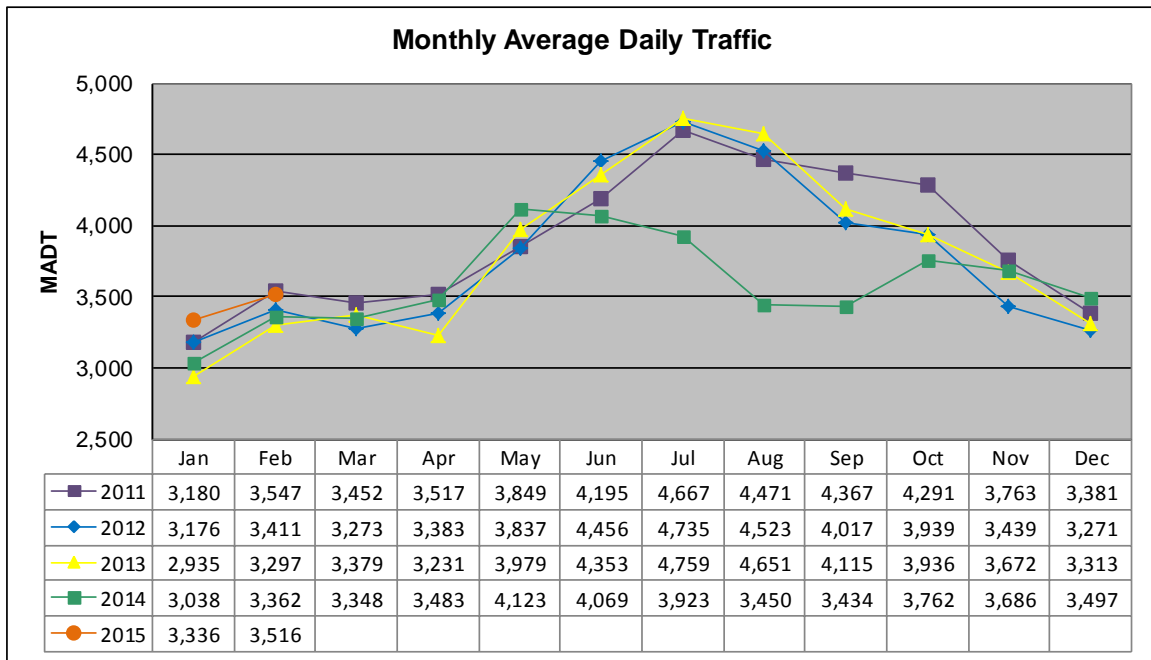


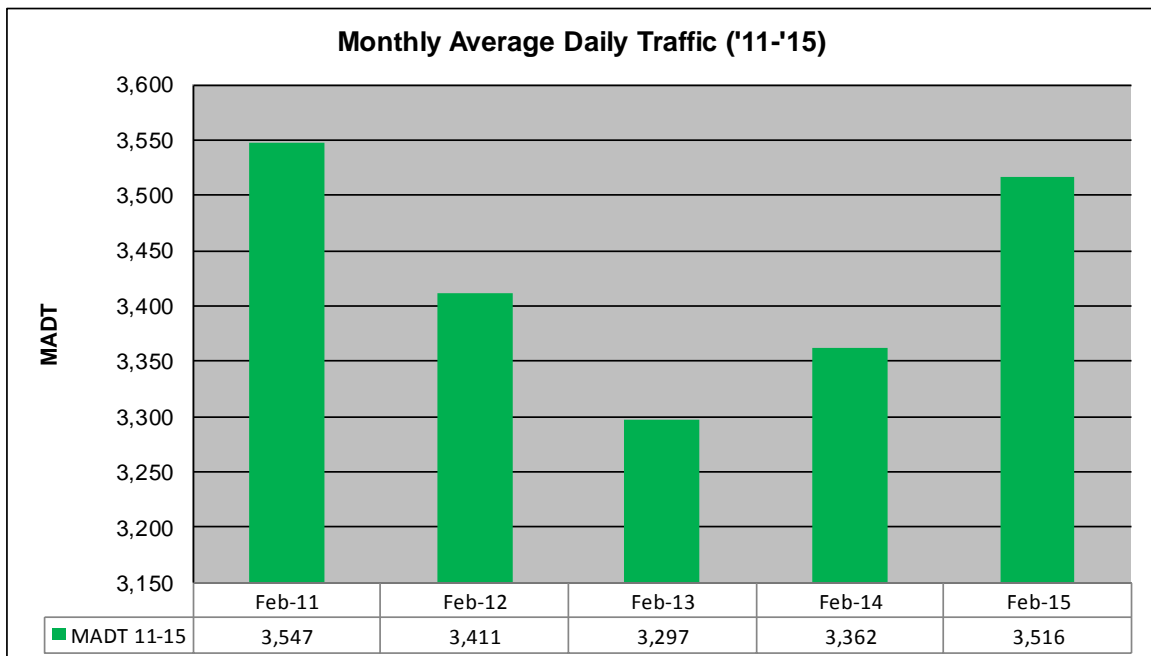
MONTHLY REPORT, STATION NO. 170 (ATR)

FEBRUARY 2015

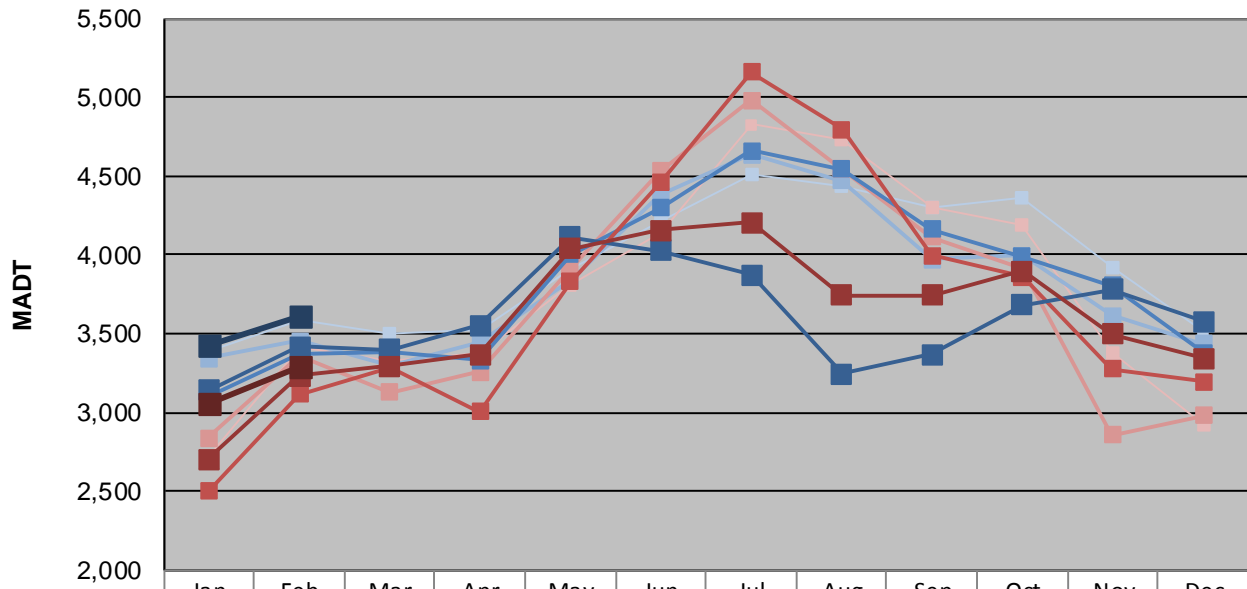
Station Measurement: VOLUME		
Route: TH 2	Route Direction: E/W	Lanes: 4
County: Clearwater		Closest City: Bagley
Functional Class: Rural Principal Arterial - Other		
Location: W OF CSAH20, W OF BAGLEY		
Ref Post: 083+00.956	True Mile: 83.397	Sequence No. 6725
Volume: 98,455		MADT: 3,516
Weekday (M-F) MADT: 3,606		Weekend (Sa-Su) MADT: 3,294



Note: Increase in traffic October 2011 due to hunting openers... decrease in traffic June to September 2014 due to construction on TH 2



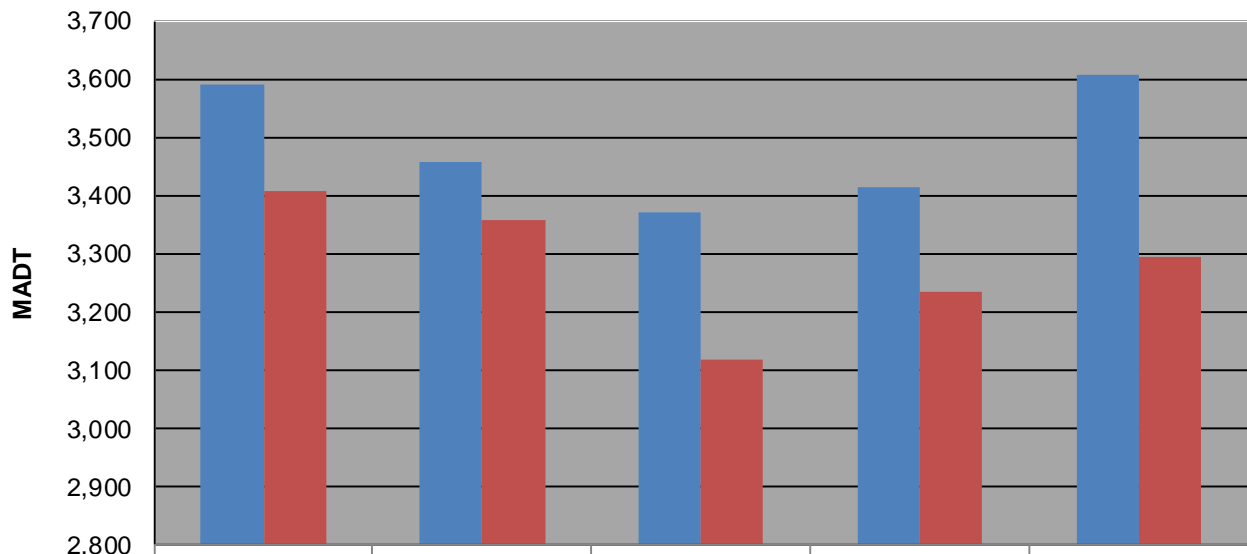
Weekday (WD)/Weekend (WE) Monthly Average Daily Traffic



	Jan	Feb	Mar	Apr	May	Jun	Jul	Aug	Sep	Oct	Nov	Dec
'11 WD	3,392	3,592	3,502	3,524	3,902	4,214	4,508	4,430	4,304	4,356	3,922	3,516
'11 WE	2,730	3,408	3,330	3,382	3,804	4,138	4,826	4,726	4,298	4,188	3,378	2,920
'12 WD	3,342	3,456	3,302	3,448	3,844	4,380	4,636	4,472	3,972	3,998	3,614	3,434
'12 WE	2,840	3,356	3,128	3,254	3,912	4,534	4,980	4,544	4,110	3,916	2,856	2,980
'13 WD	3,096	3,370	3,380	3,332	4,004	4,300	4,658	4,544	4,162	3,988	3,802	3,382
'13 WE	2,502	3,118	3,286	3,004	3,832	4,458	5,160	4,796	3,998	3,862	3,276	3,196
'14 WD	3,142	3,414	3,396	3,554	4,114	4,024	3,870	3,246	3,370	3,684	3,782	3,574
'14 WE	2,704	3,234	3,292	3,366	4,040	4,158	4,202	3,744	3,742	3,898	3,494	3,344
'15 WD	3,426	3,606										
'15 WE	3,052	3,294										

Note: 'Weekday' defined as Monday-Friday, 'Weekend' defined as Saturday-Sunday

Weekday/Weekend Monthly Average Daily Traffic ('11-'15)



	Feb-11	Feb-12	Feb-13	Feb-14	Feb-15
Weekday	3,592	3,456	3,370	3,414	3,606
Weekend	3,408	3,356	3,118	3,234	3,294