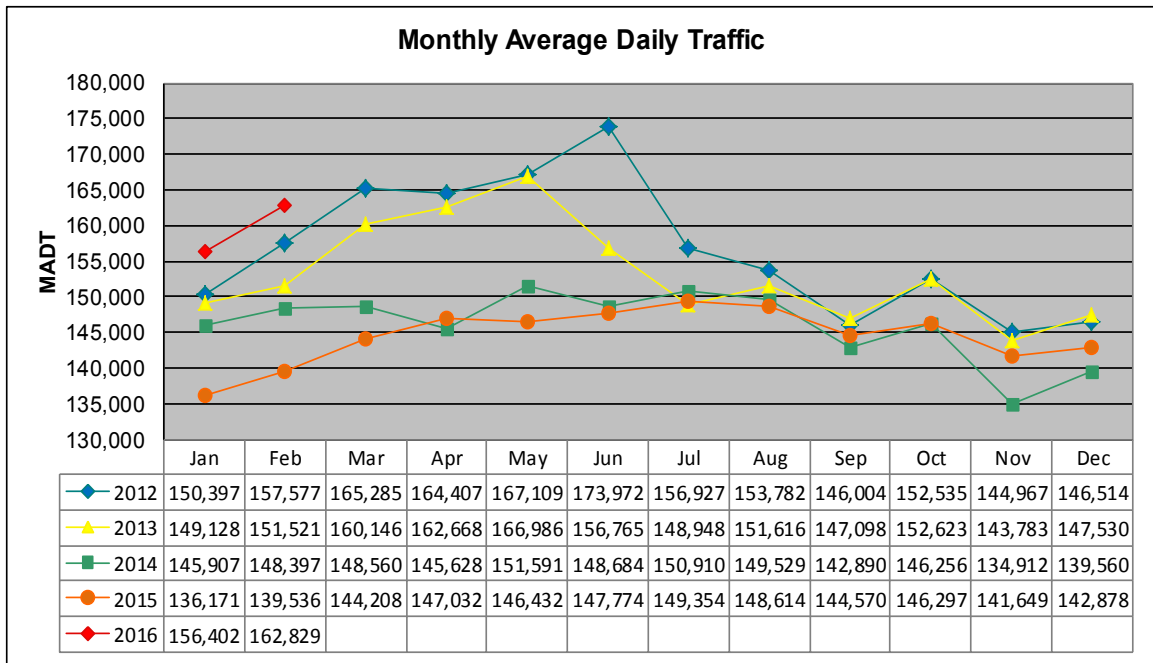


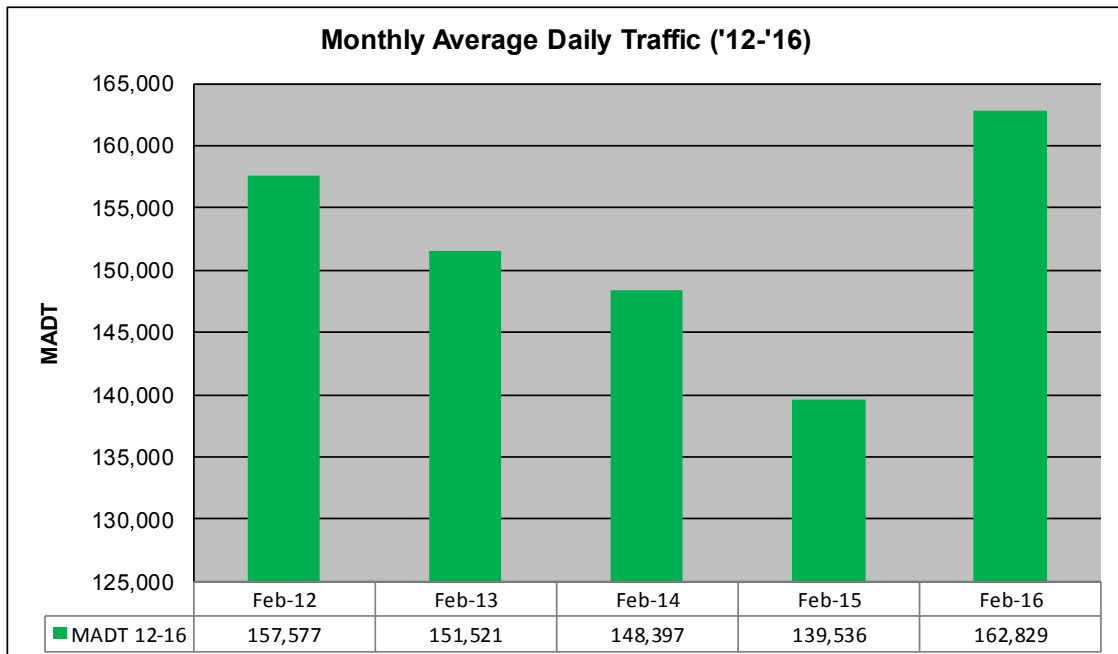
MONTHLY REPORT, STATION NO. 321 (ATR)

FEBRUARY 2016

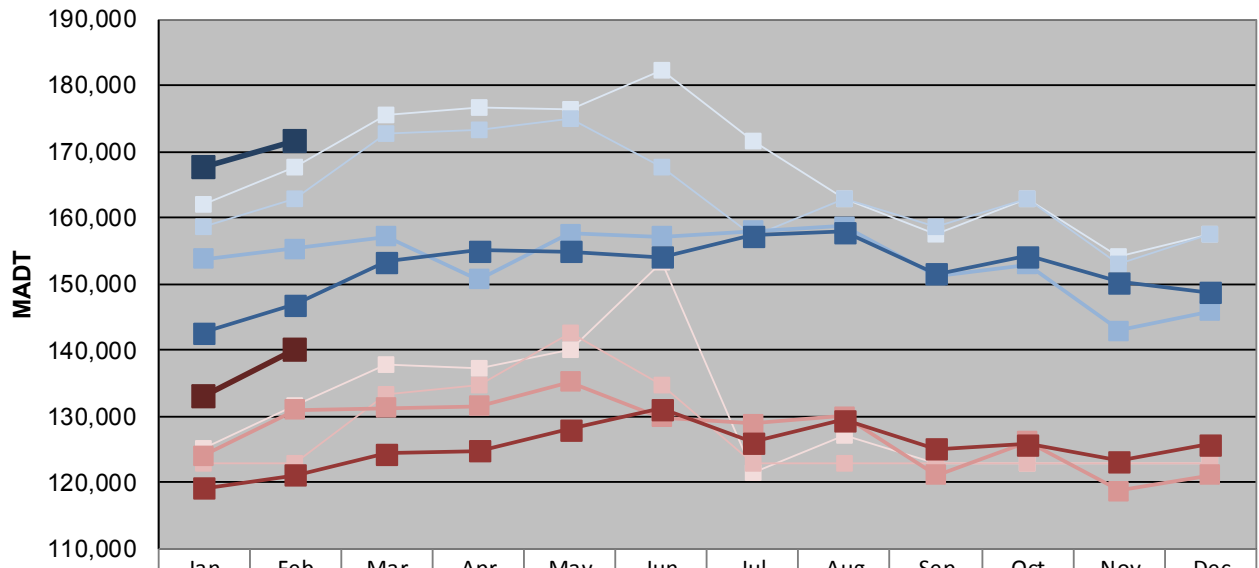
Station Measurement: VOLUME		
Route: I-494	Route Direction: E/W	Lanes: 6
County: Hennepin		Closest City: Bloomington
Functional Class: Urban Principal Arterial - Interstate		
Location: W OF I-35W IN BLOOMINGTON		
Ref Post: 005+00.600	True Mile: 5.605	Sequence No. 9846
Volume: 4,722,053		MADT: 162,829
Weekday (M-F) MADT: 171,522		Weekend (Sa-Su) MADT: 140,180



Note: Decrease in traffic July to November 2012, June to November 2013, and March to July 2014 due to construction on I-494



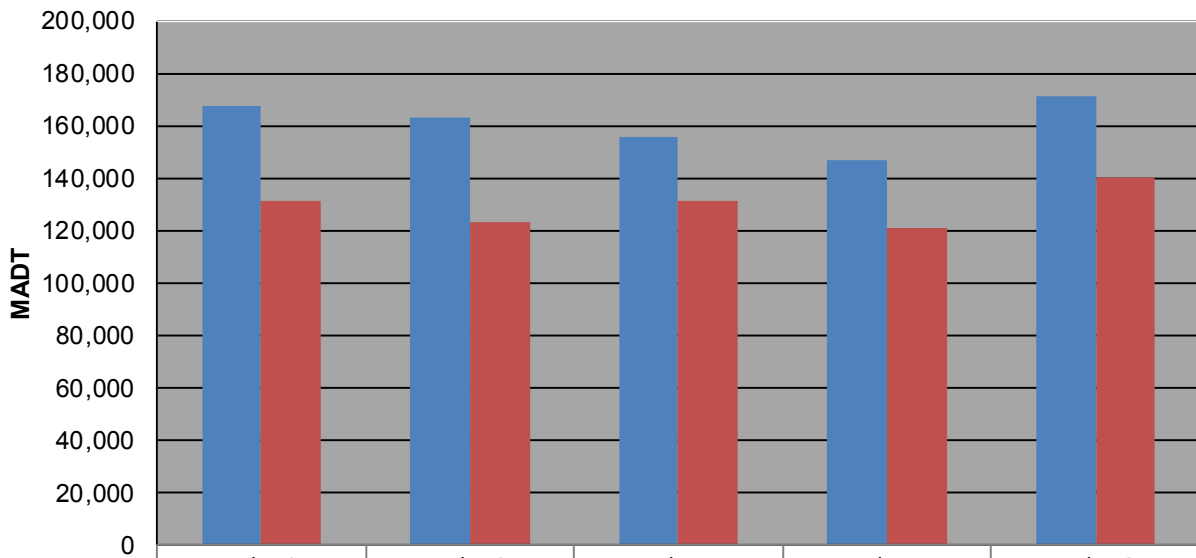
Weekday (WD)/Weekend (WE) Monthly Average Daily Traffic



	Jan	Feb	Mar	Apr	May	Jun	Jul	Aug	Sep	Oct	Nov	Dec
'12 WD	162,084	167,774	175,500	176,684	176,272	182,312	171,544	162,916	157,506	162,928	154,042	157,512
'12 WE	125,006	131,540	137,748	137,370	140,124	153,248	121,602	127,180	123,002	123,002	123,002	123,002
'13 WD	158,596	162,928	172,606	173,150	174,940	167,750	157,370	162,928	158,590	162,928	152,930	157,452
'13 WE	123,002	123,002	133,422	134,622	142,516	134,794	123,002	123,002	123,002	123,002	123,002	123,002
'14 WD	153,772	155,366	157,114	150,698	157,518	157,182	158,004	158,658	151,282	153,008	142,990	145,902
'14 WE	124,042	130,980	131,212	131,582	135,246	129,864	128,838	129,966	121,138	126,226	118,760	121,108
'15 WD	142,686	146,918	153,428	155,110	154,924	154,052	157,350	157,822	151,492	154,150	150,290	148,780
'15 WE	119,220	121,084	124,412	124,800	127,984	131,062	126,002	129,504	125,086	125,792	123,292	125,714
'16 WD	167,638	171,522										
'16 WE	133,004	140,180										

Note: 'Weekday' defined as Monday-Friday, 'Weekend' defined as Saturday-Sunday

Weekday/Weekend Monthly Average Daily Traffic ('12-'16)



	Feb-12	Feb-13	Feb-14	Feb-15	Feb-16
Weekday	167,774	162,928	155,366	146,918	171,522
Weekend	131,540	123,002	130,980	121,084	140,180