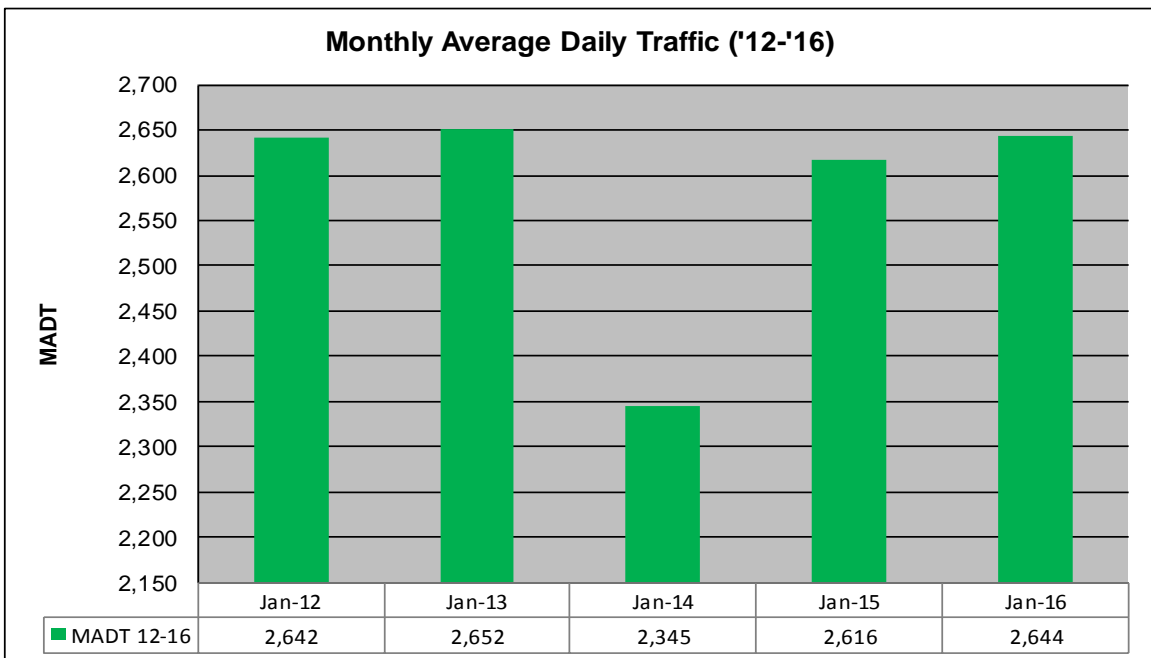
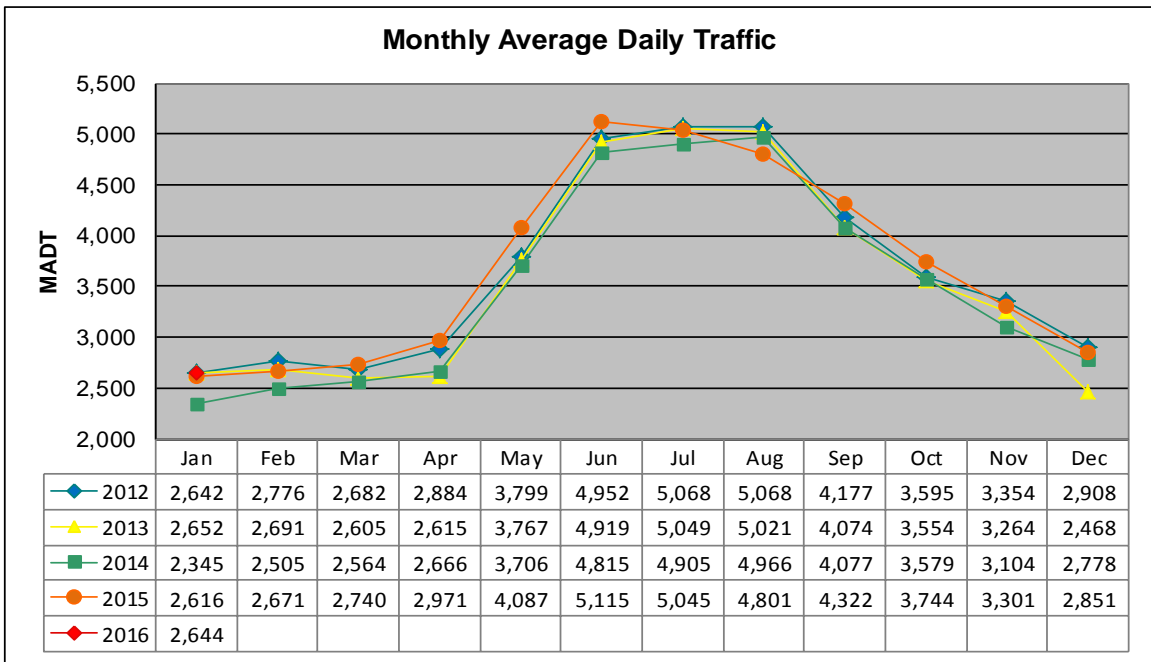


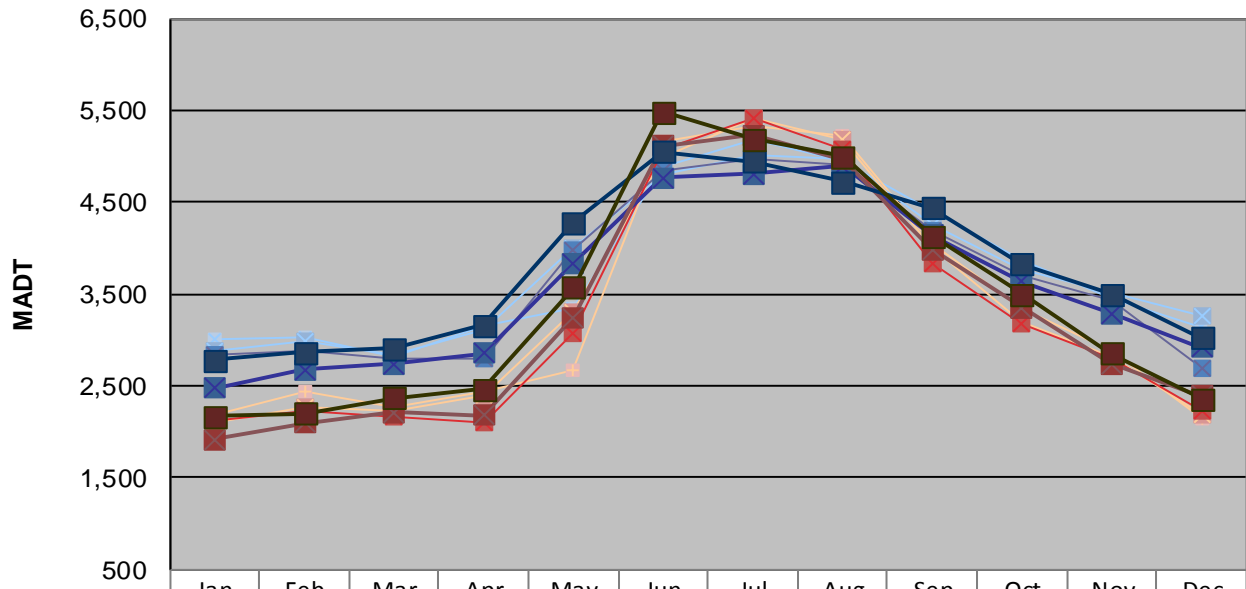
# MONTHLY REPORT, STATION NO. 211 (ATR)

## JANUARY 2014

|   |                        |                                    |
|---|------------------------|------------------------------------|
| Station Measurement: VOLUME/SPEED/CLASS               |                        |                                    |
| Route: TH 53  | Route Direction: N/S   | Lanes: 4                           |
| County: St Louis                                      | Closest City: Virginia |                                    |
| Functional Class: Rural Principal Arterial - Other    |                        |                                    |
| Location: 1 MI NW OF CSAH65 (BISS RD), NW OF VIRGINIA |                        |                                    |
| Ref Post: 079+00.690                                  | True Mile: 79.965      | Sequence No. 6760                  |
| <b>Volume: 81,969</b>                                 |                        | <b>MADT: 2,644</b>                 |
| <b>Weekday (M-F) MADT: 2,854</b>                      |                        | <b>Weekend (Sa-Su) MADT: 2,192</b> |



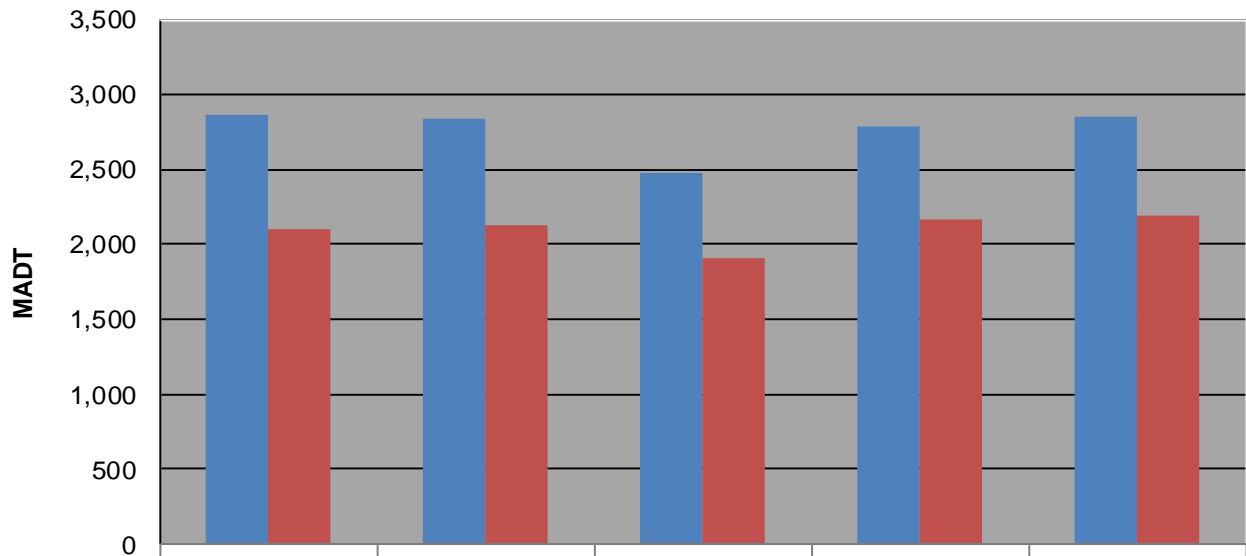
### Weekday (WD)/Weekend (WE) Monthly Average Daily Traffic



|        | Jan   | Feb   | Mar   | Apr   | May   | Jun   | Jul   | Aug   | Sep   | Oct   | Nov   | Dec   |
|--------|-------|-------|-------|-------|-------|-------|-------|-------|-------|-------|-------|-------|
| '11 WD | 3,008 | 3,030 | 2,828 | 3,148 | 3,348 | 4,892 | 5,180 | 4,948 | 4,410 | 3,872 | 3,448 | 3,144 |
| '11 WE | 2,184 | 2,448 | 2,266 | 2,446 | 2,666 | 5,156 | 5,330 | 5,234 | 4,042 | 3,354 | 2,890 | 2,144 |
| '12 WD | 2,872 | 2,982 | 2,848 | 3,116 | 4,000 | 4,810 | 5,010 | 4,970 | 4,262 | 3,766 | 3,516 | 3,268 |
| '12 WE | 2,102 | 2,276 | 2,228 | 2,394 | 3,308 | 5,000 | 5,404 | 5,180 | 4,008 | 3,196 | 2,822 | 2,184 |
| '13 WD | 2,842 | 2,876 | 2,796 | 2,800 | 3,980 | 4,842 | 4,968 | 4,918 | 4,194 | 3,704 | 3,432 | 2,694 |
| '13 WE | 2,126 | 2,228 | 2,168 | 2,104 | 3,078 | 5,074 | 5,404 | 5,072 | 3,826 | 3,174 | 2,802 | 2,234 |
| '14 WD | 2,480 | 2,672 | 2,738 | 2,856 | 3,840 | 4,762 | 4,812 | 4,892 | 4,138 | 3,632 | 3,290 | 2,918 |
| '14 WE | 1,912 | 2,092 | 2,216 | 2,178 | 3,246 | 5,116 | 5,228 | 4,970 | 3,988 | 3,352 | 2,736 | 2,390 |
| '15 WD | 2,784 | 2,862 | 2,904 | 3,158 | 4,278 | 5,048 | 4,946 | 4,724 | 4,438 | 3,824 | 3,496 | 3,026 |
| '15 WE | 2,168 | 2,196 | 2,372 | 2,462 | 3,572 | 5,480 | 5,184 | 5,002 | 4,132 | 3,502 | 2,852 | 2,354 |

Note: 'Weekday' defined as Monday-Friday, 'Weekend' defined as Saturday-Sunday

### Weekday/Weekend Monthly Average Daily Traffic ('12-'16)



|         | Jan-12 | Jan-13 | Jan-14 | Jan-15 | Jan-16 |
|---------|--------|--------|--------|--------|--------|
| Weekday | 2,872  | 2,842  | 2,480  | 2,784  | 2,854  |
| Weekend | 2,102  | 2,126  | 1,912  | 2,168  | 2,192  |