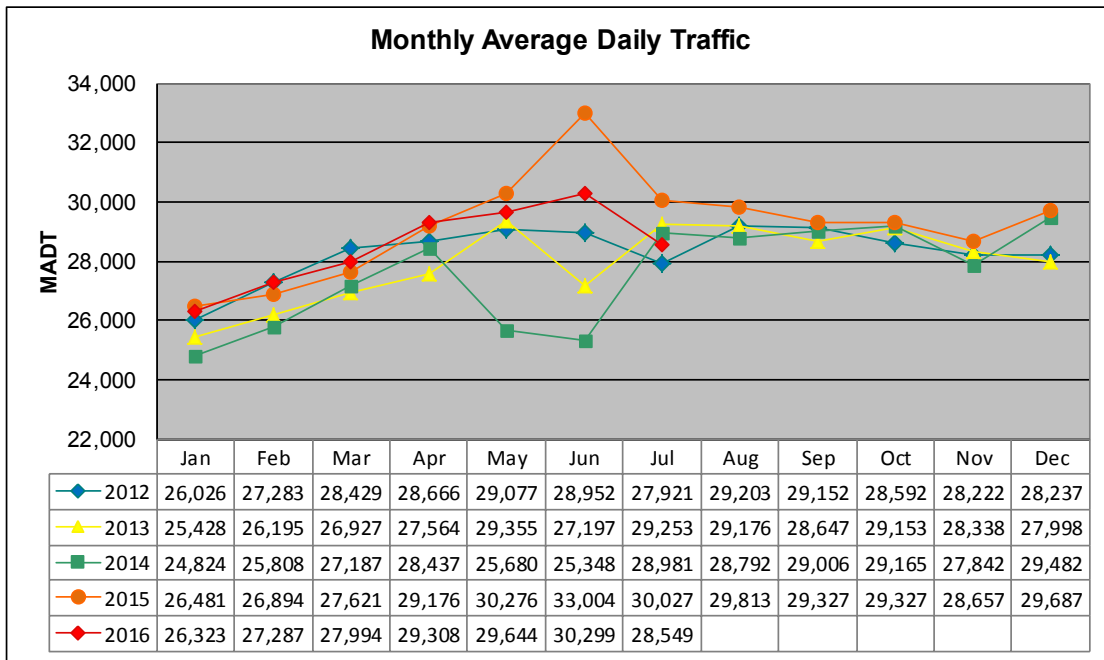
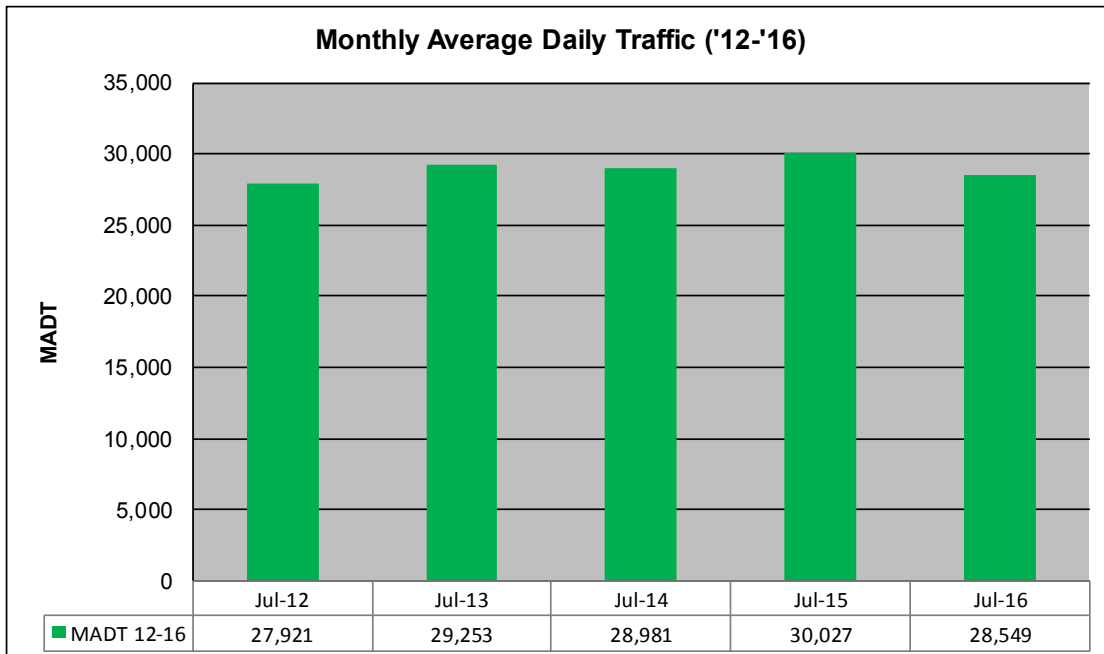


MONTHLY REPORT, STATION NO. 420 (ATR) JULY 2016

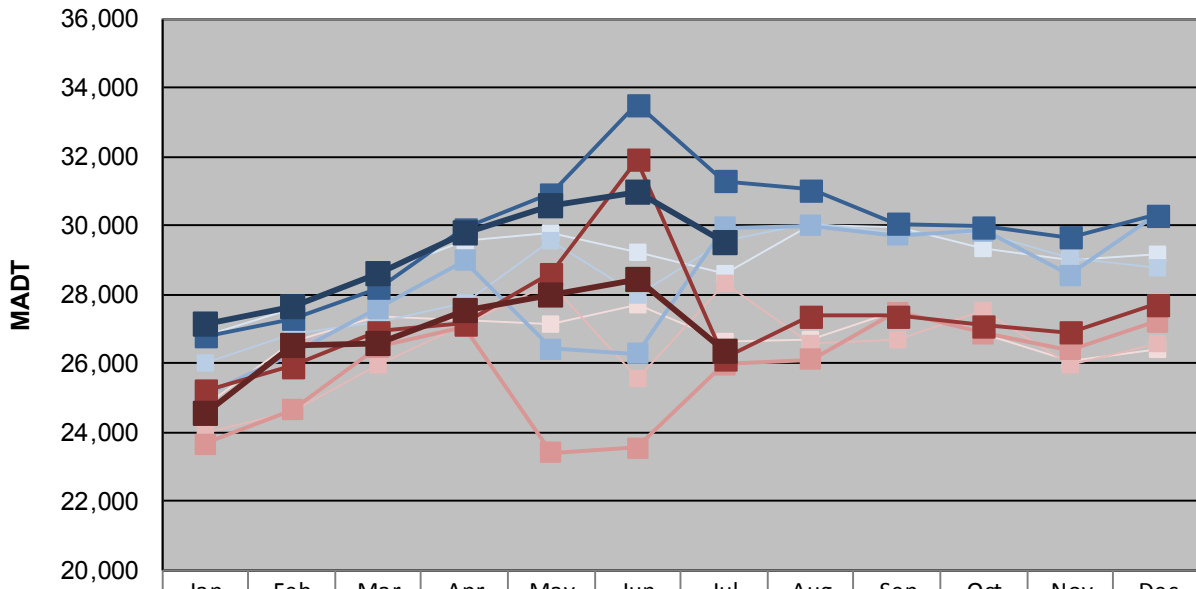
| | | |
|---|----------------------|-------------------------------------|
| Station Measurement: VOLUME | | |
| Route: CSAH 42 | Route Direction: E/W | Lanes: 6 |
| County: Dakota | | Closest City: Burnsville |
| Functional Class: Urban Other Principal Arterial | | |
| Location: W OF MSAS101 (PORTLAND AVE) IN BURNSVILLE | | |
| Ref Post: 003+00.070 | True Mile: 3.07 | Sequence No. 9892 |
| Volume: 885,010 | | MADT: 28,549 |
| Weekday (M-F) MADT: 29,494 | | Weekend (Sa-Su) MADT: 26,328 |



Note: Decrease in traffic June 2013 and May/June 2014 due to construction on CSAH 42... Increase in traffic June 2015 due to detours



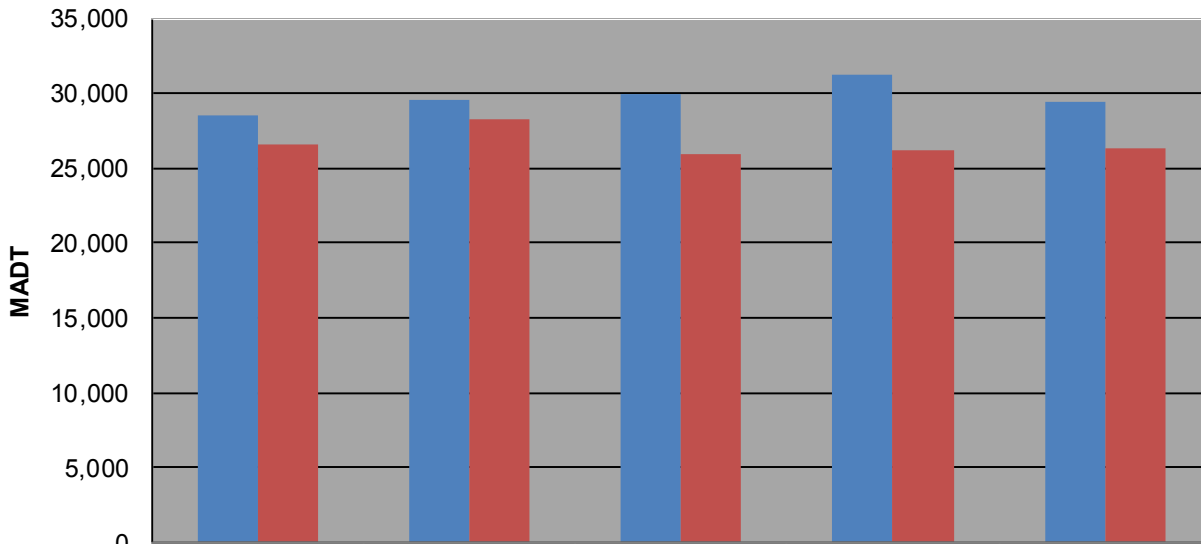
Weekday (WD)/Weekend (WE) Monthly Average Daily Traffic



| | Jan | Feb | Mar | Apr | May | Jun | Jul | Aug | Sep | Oct | Nov | Dec |
|--------|--------|--------|--------|--------|--------|--------|--------|--------|--------|--------|--------|--------|
| '12 WD | 26,820 | 27,566 | 28,584 | 29,556 | 29,766 | 29,226 | 28,592 | 30,000 | 29,972 | 29,322 | 28,982 | 29,164 |
| '12 WE | 24,748 | 26,622 | 27,384 | 27,224 | 27,122 | 27,698 | 26,630 | 26,674 | 27,514 | 26,860 | 26,044 | 26,428 |
| '13 WD | 26,008 | 26,842 | 27,214 | 27,774 | 29,574 | 28,008 | 29,558 | 30,054 | 29,778 | 29,786 | 29,054 | 28,784 |
| '13 WE | 23,990 | 24,578 | 25,974 | 27,118 | 28,348 | 25,576 | 28,342 | 26,558 | 26,676 | 27,508 | 25,968 | 26,582 |
| '14 WD | 25,074 | 26,278 | 27,614 | 28,980 | 26,432 | 26,292 | 29,946 | 29,988 | 29,702 | 29,868 | 28,566 | 30,296 |
| '14 WE | 23,650 | 24,634 | 26,482 | 27,066 | 23,416 | 23,548 | 25,980 | 26,122 | 27,478 | 26,858 | 26,396 | 27,206 |
| '15 WD | 26,776 | 27,286 | 28,182 | 29,918 | 30,924 | 33,514 | 31,280 | 31,032 | 30,048 | 29,958 | 29,666 | 30,312 |
| '15 WE | 25,200 | 25,914 | 26,936 | 27,158 | 28,616 | 31,900 | 26,148 | 27,374 | 27,368 | 27,102 | 26,890 | 27,708 |
| '16 WD | 27,120 | 27,630 | 28,582 | 29,808 | 30,594 | 30,946 | 29,494 | | | | | |
| '16 WE | 24,562 | 26,494 | 26,560 | 27,528 | 27,994 | 28,426 | 26,328 | | | | | |

Note: 'Weekday' defined as Monday-Friday, 'Weekend' defined as Saturday-Sunday

Weekday/Weekend Monthly Average Daily Traffic ('12-'16)



| | Jul-12 | Jul-13 | Jul-14 | Jul-15 | Jul-16 |
|---------|--------|--------|--------|--------|--------|
| Weekday | 28,592 | 29,558 | 29,946 | 31,280 | 29,494 |
| Weekend | 26,630 | 28,342 | 25,980 | 26,148 | 26,328 |