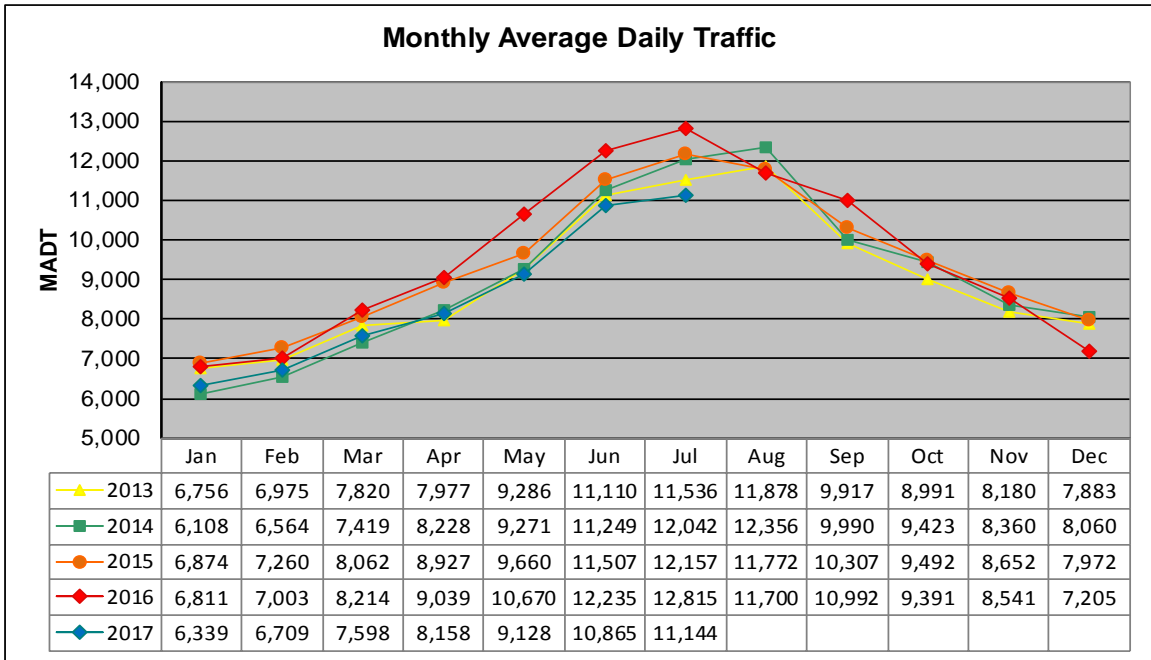


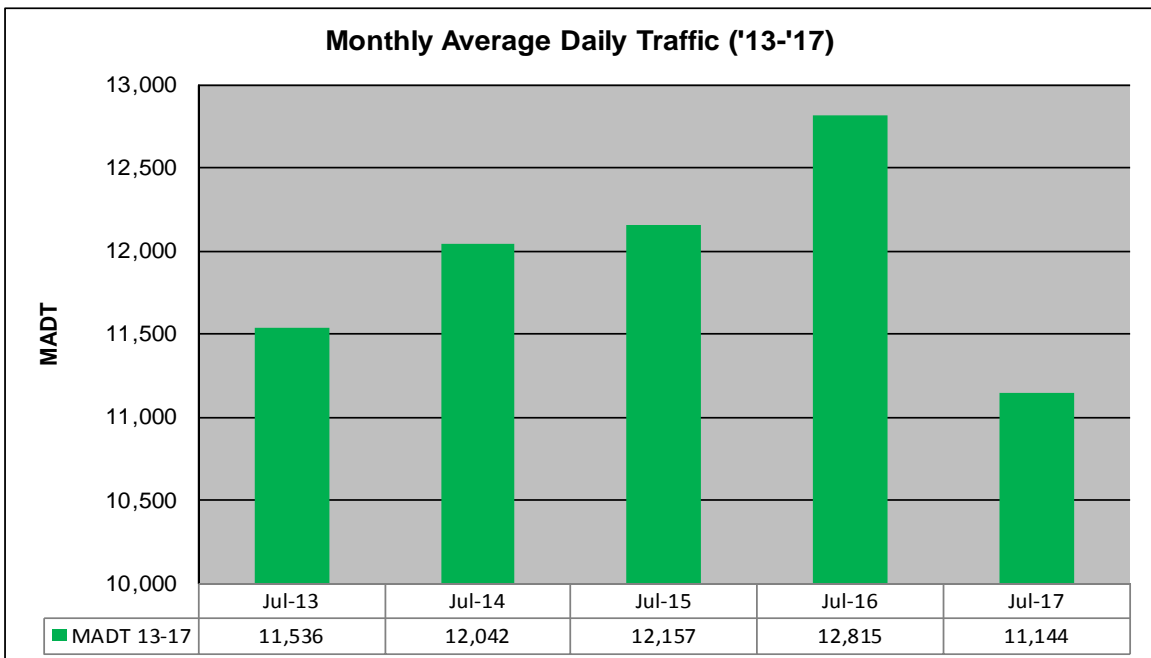
MONTHLY REPORT, STATION NO. 227 (ATR)

JULY 2017

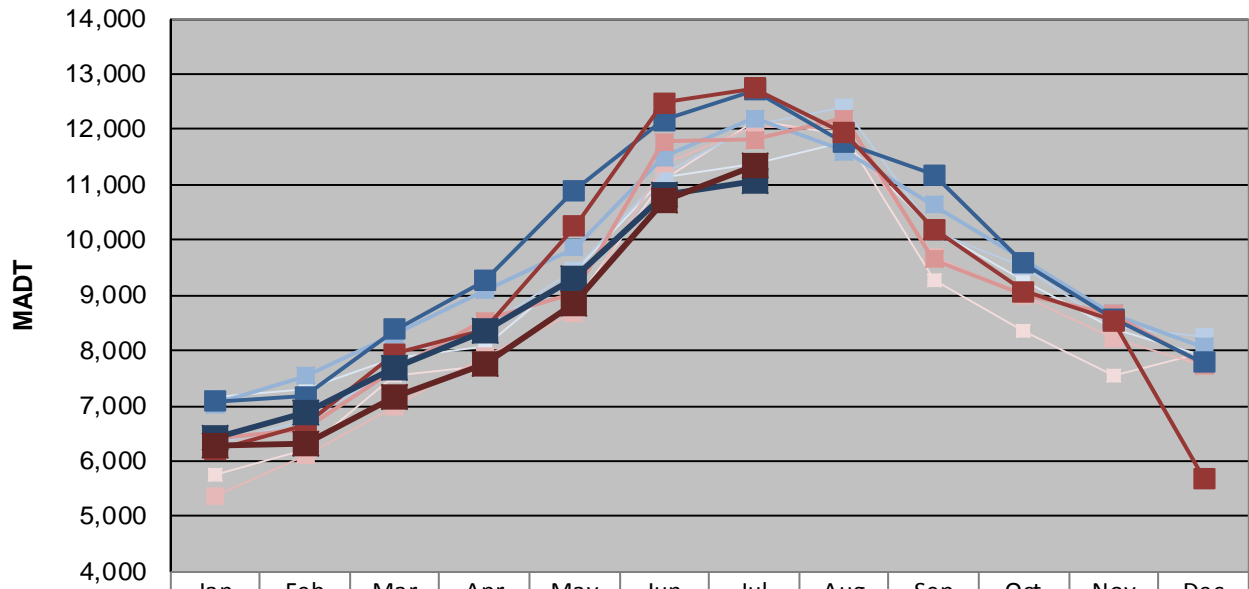
| | | |
|---|----------------------|-------------------------------------|
| Station Measurement: VOLUME/SPEED/CLASS | | |
| Route: I-90 | Route Direction: E/W | Lanes: 4 |
| County: Freeborn | | Closest City: Albert Lea |
| Functional Class: Rural Principal Arterial - Interstate | | |
| Location: SW OF TH13, W OF ALBERT LEA | | |
| Ref Post: 153+00.700 | True Mile: 152.36 | Sequence No. 9833 |
| Volume: 345,463 | | MADT: 11,144 |
| Weekday (M-F) MADT: 11,076 | | Weekend (Sa-Su) MADT: 11,342 |



Note: Decrease in traffic December 2016 due to construction on I-90



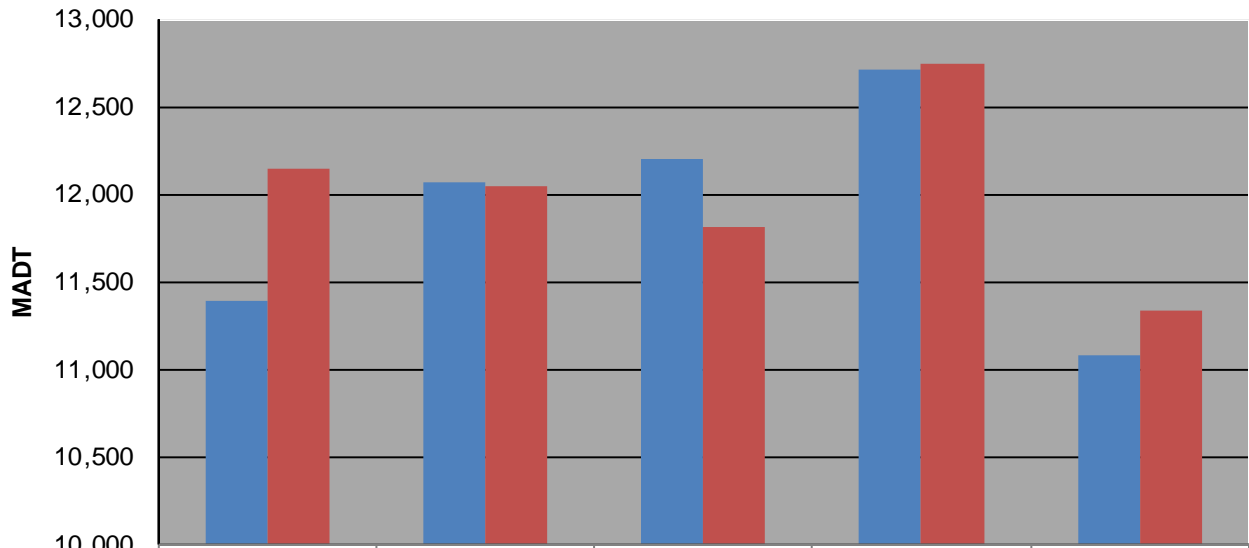
Weekday (WD)/Weekend (WE) Monthly Average Daily Traffic



| | Jan | Feb | Mar | Apr | May | Jun | Jul | Aug | Sep | Oct | Nov | Dec |
|--------|-------|-------|-------|-------|--------|--------|--------|--------|--------|-------|-------|-------|
| '13 WD | 7,150 | 7,286 | 7,854 | 8,080 | 9,400 | 11,120 | 11,392 | 11,758 | 10,186 | 9,278 | 8,374 | 7,902 |
| '13 WE | 5,736 | 6,196 | 7,554 | 7,732 | 8,862 | 11,092 | 12,146 | 11,900 | 9,284 | 8,362 | 7,544 | 7,952 |
| '14 WD | 6,320 | 6,754 | 7,642 | 8,410 | 9,436 | 11,214 | 12,068 | 12,408 | 10,148 | 9,526 | 8,440 | 8,240 |
| '14 WE | 5,356 | 6,088 | 6,992 | 7,892 | 8,676 | 11,374 | 12,050 | 12,004 | 9,702 | 8,974 | 8,202 | 7,708 |
| '15 WD | 7,024 | 7,530 | 8,286 | 9,094 | 9,866 | 11,488 | 12,198 | 11,596 | 10,636 | 9,626 | 8,672 | 8,058 |
| '15 WE | 6,410 | 6,586 | 7,674 | 8,546 | 9,036 | 11,772 | 11,810 | 12,200 | 9,648 | 9,022 | 8,662 | 7,740 |
| '16 WD | 7,076 | 7,164 | 8,386 | 9,268 | 10,904 | 12,158 | 12,712 | 11,762 | 11,178 | 9,574 | 8,570 | 7,786 |
| '16 WE | 6,202 | 6,654 | 7,936 | 8,364 | 10,240 | 12,478 | 12,750 | 11,932 | 10,194 | 9,074 | 8,532 | 5,694 |
| '17 WD | 6,420 | 6,870 | 7,702 | 8,352 | 9,318 | 10,808 | 11,076 | | | | | |
| '17 WE | 6,264 | 6,310 | 7,156 | 7,772 | 8,864 | 10,710 | 11,342 | | | | | |

Note: 'Weekday' defined as Monday-Friday, 'Weekend' defined as Saturday-Sunday

Weekday/Weekend Monthly Average Daily Traffic ('13-'17)



| | Jul-13 | Jul-14 | Jul-15 | Jul-16 | Jul-17 |
|---------|--------|--------|--------|--------|--------|
| Weekday | 11,392 | 12,068 | 12,198 | 12,712 | 11,076 |
| Weekend | 12,146 | 12,050 | 11,810 | 12,750 | 11,342 |