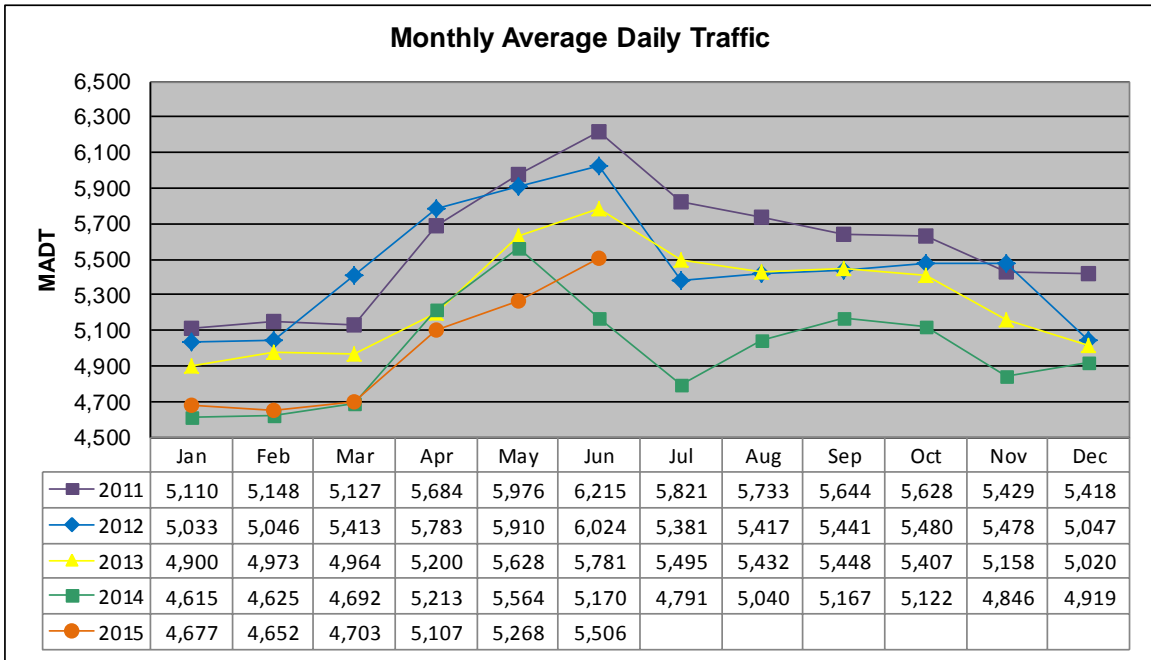


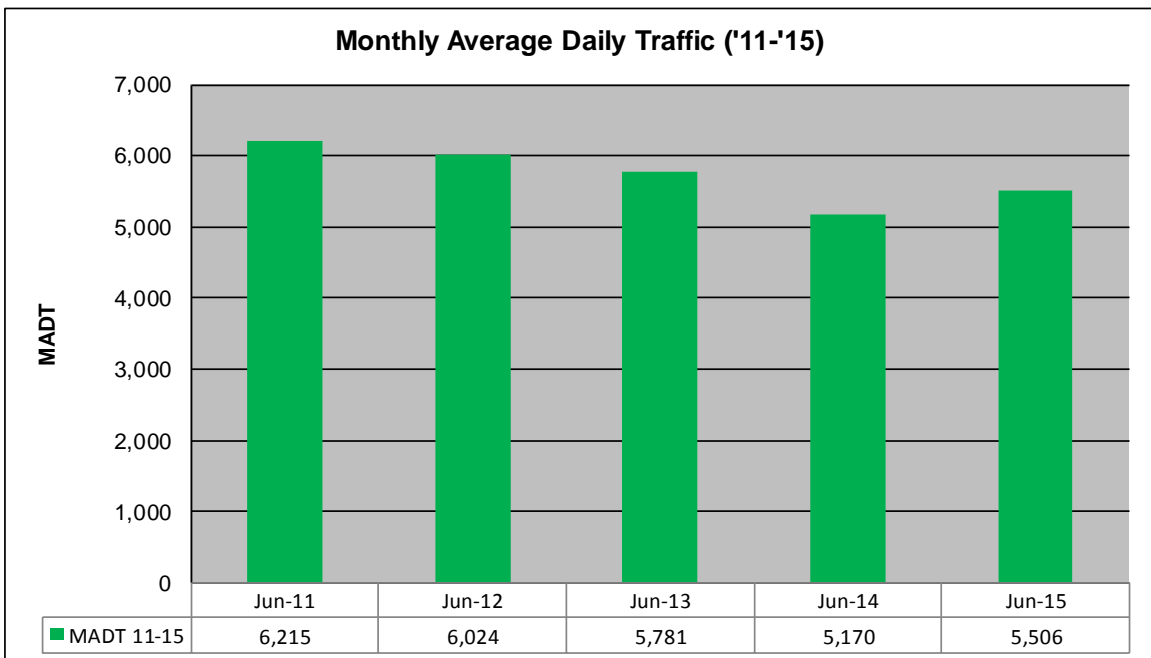
# MONTHLY REPORT, STATION NO. 460 (ATR)

## JUNE 2015

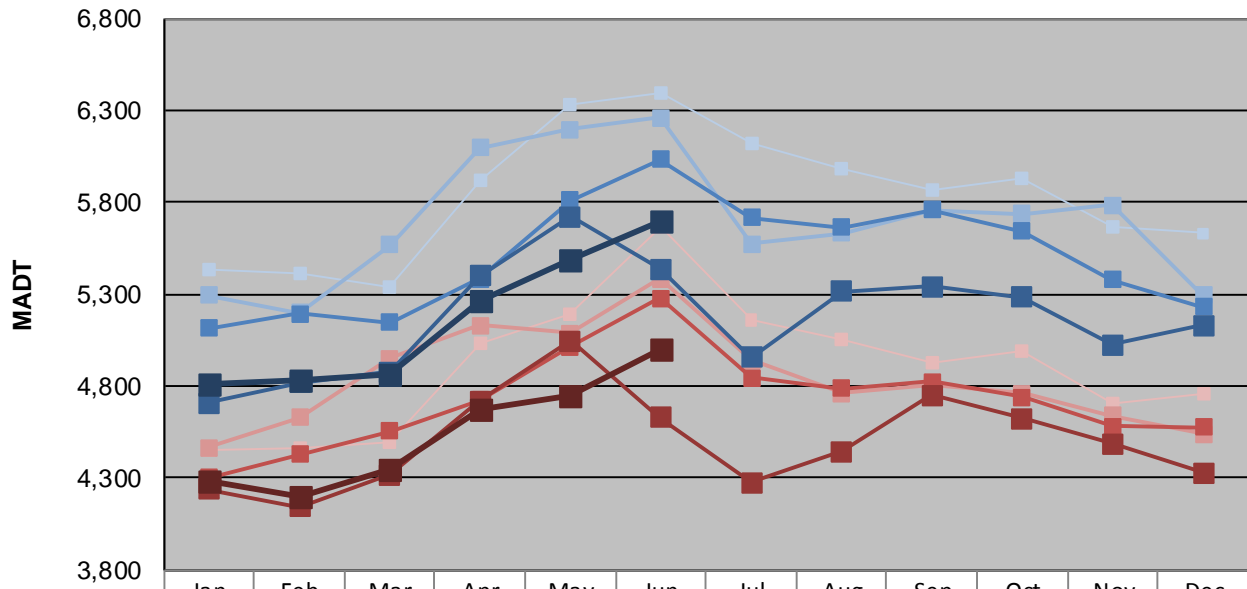
Station Measurement: VOLUME		
Route: MSAS 128	Route Direction: E/W	Lanes: 2
County: Dakota	Closest City: Hastings	
Functional Class: Urban Collector		
Location: W OF MSAS122 (PINE ST) IN HASTINGS		
Ref Post: 000+00.840	True Mile: 0.84	Sequence No. 9909
<b>Volume: 165,187</b>		<b>MADT: 5,506</b>
<b>Weekday (M-F) MADT: 5,702</b>		<b>Weekend (Sa-Su) MADT: 5,006</b>



Note: Decrease in traffic June/July 2014 due to construction on MSAS 128



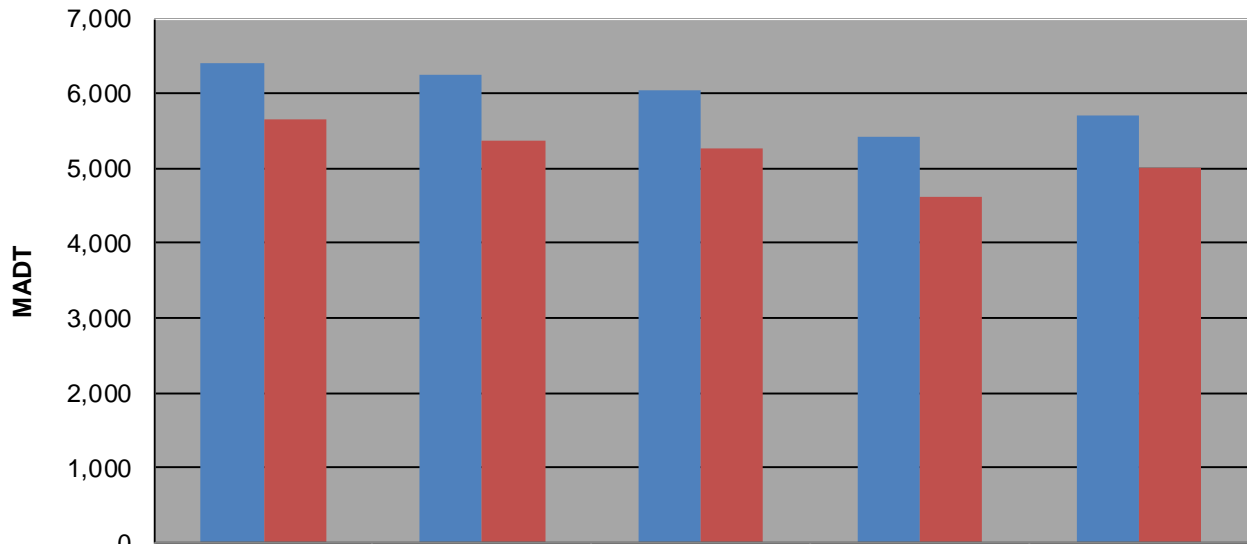
**Weekday (WD)/Weekend (WE) Monthly Average Daily Traffic**



	Jan	Feb	Mar	Apr	May	Jun	Jul	Aug	Sep	Oct	Nov	Dec
'11 WD	5,432	5,412	5,342	5,918	6,336	6,398	6,116	5,980	5,866	5,930	5,670	5,632
'11 WE	4,448	4,460	4,496	5,028	5,186	5,664	5,158	5,056	4,924	4,986	4,704	4,754
'12 WD	5,294	5,200	5,570	6,096	6,198	6,258	5,574	5,630	5,758	5,738	5,784	5,292
'12 WE	4,468	4,630	4,950	5,128	5,088	5,384	4,938	4,760	4,804	4,762	4,640	4,540
'13 WD	5,116	5,192	5,144	5,382	5,810	6,034	5,718	5,666	5,760	5,644	5,376	5,232
'13 WE	4,304	4,428	4,554	4,726	5,012	5,276	4,848	4,790	4,824	4,738	4,582	4,576
'14 WD	4,710	4,818	4,878	5,400	5,720	5,434	4,958	5,316	5,342	5,282	5,026	5,128
'14 WE	4,238	4,144	4,320	4,718	5,048	4,628	4,274	4,444	4,752	4,622	4,486	4,328
'15 WD	4,812	4,834	4,866	5,262	5,490	5,702						
'15 WE	4,284	4,196	4,350	4,676	4,750	5,006						

Note: 'Weekday' defined as Monday-Friday, 'Weekend' defined as Saturday-Sunday

**Weekday/Weekend Monthly Average Daily Traffic ('11-'15)**



	Jun-11	Jun-12	Jun-13	Jun-14	Jun-15
Weekday	6,398	6,258	6,034	5,434	5,702
Weekend	5,664	5,384	5,276	4,628	5,006