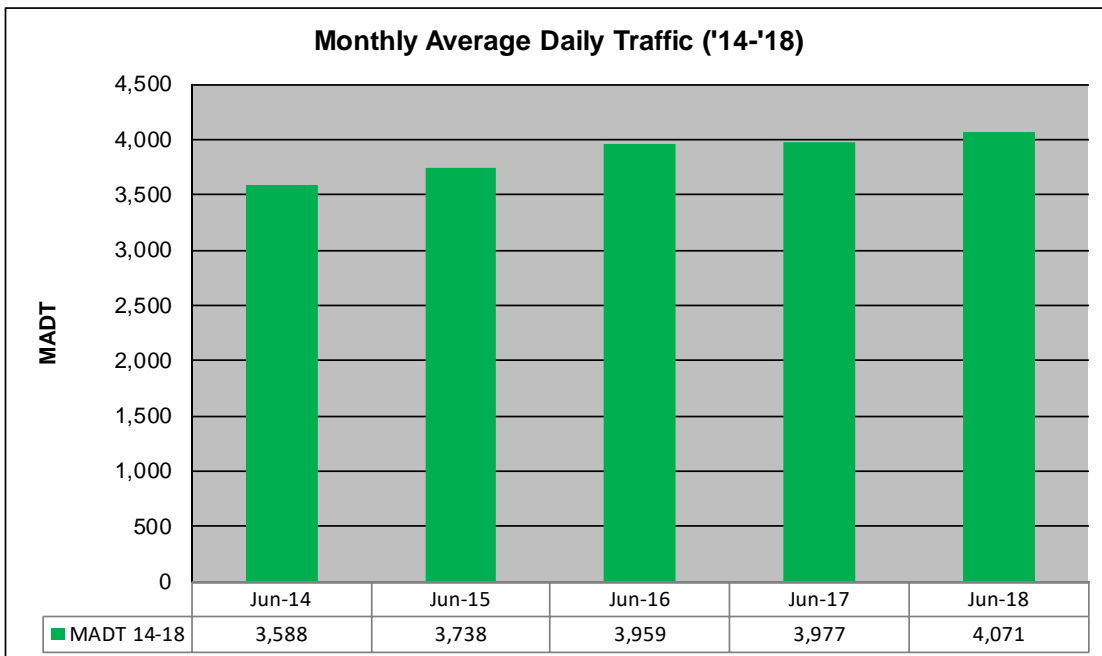
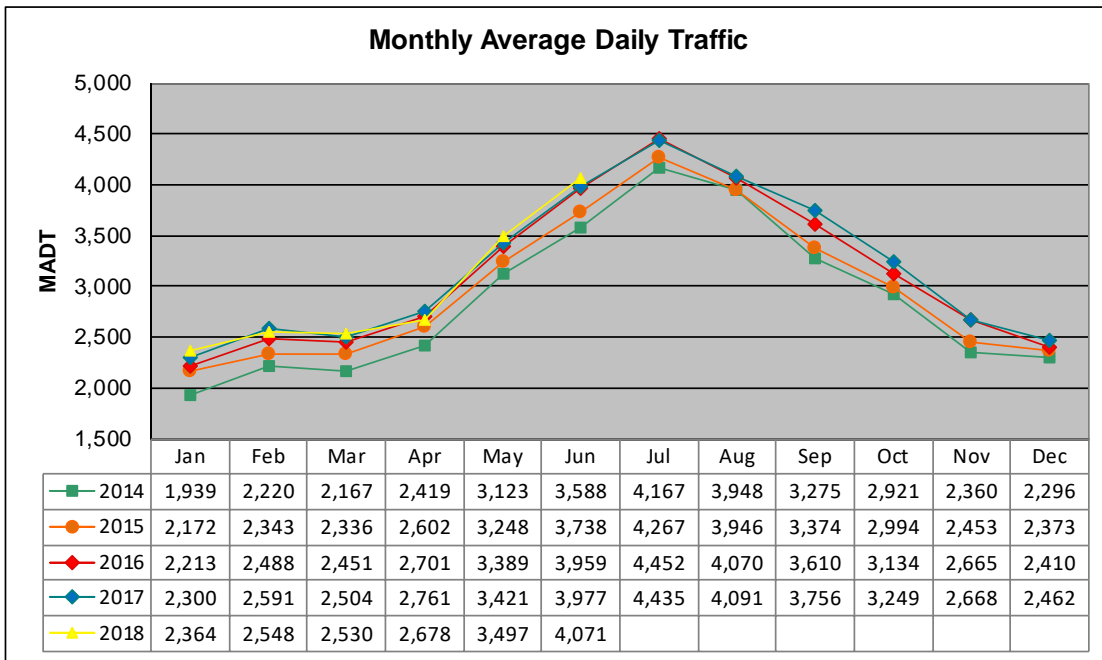


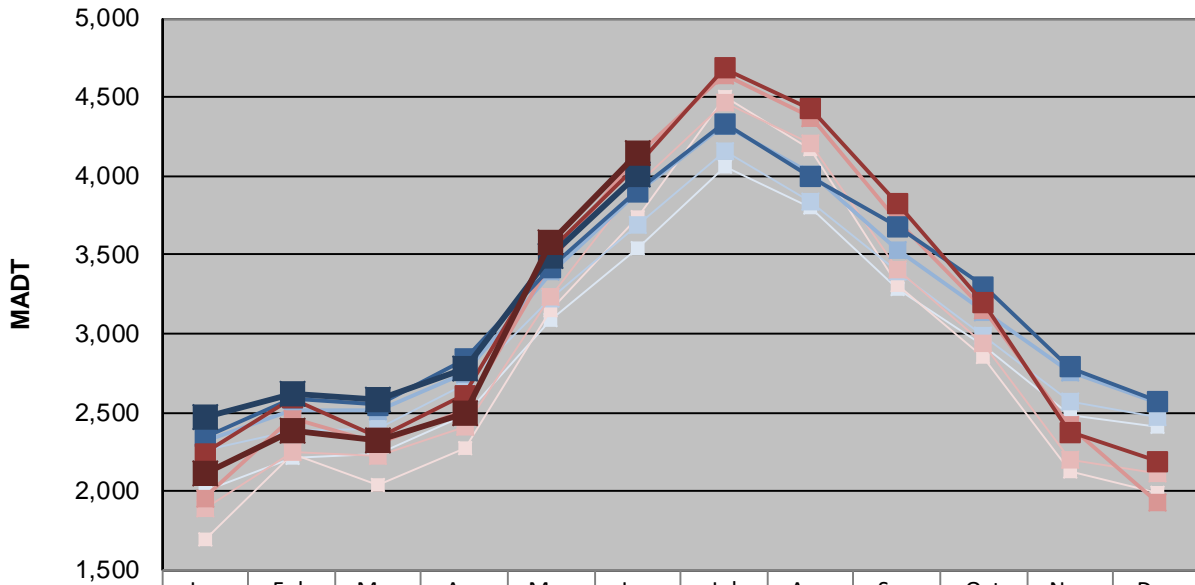
MONTHLY REPORT, STATION NO. 221 (ATR)

JUNE 2018

Station Measurement: VOLUME/SPEED/CLASS		
Route: TH 34	Route Direction: N/S	Lanes: 2
County: Hubbard	Closest City: Nevis	
Functional Class: Rural Principal Arterial - Other		
Location: 1.5 NE OF CSAH2 (BUNYAN TRAILS RD), NE OF NEVIS		
Ref Post: 087+00.730	True Mile: 88.713	Sequence No. 6728
Volume: 122,134		MADT: 4,071
Weekday (M-F) MADT: 4,004		Weekend (Sa-Su) MADT: 4,146



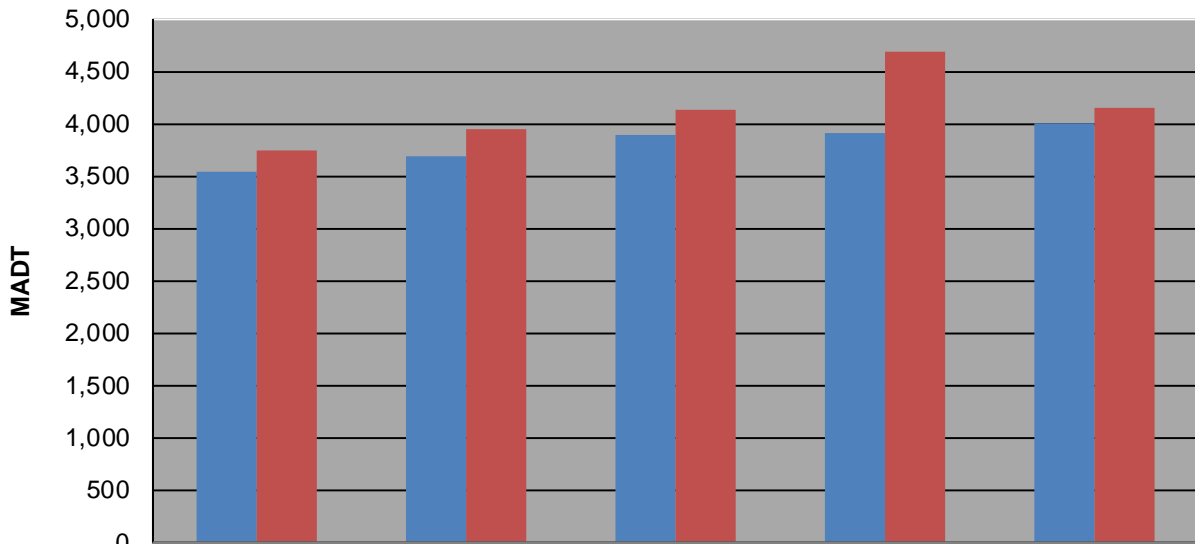
Weekday (WD)/Weekend (WE) Monthly Average Daily Traffic



	Jan	Feb	Mar	Apr	May	Jun	Jul	Aug	Sep	Oct	Nov	Dec
'14 WD	2,006	2,216	2,236	2,484	3,080	3,540	4,062	3,800	3,284	2,924	2,480	2,410
'14 WE	1,700	2,232	2,040	2,278	3,148	3,738	4,498	4,166	3,308	2,858	2,122	1,996
'15 WD	2,258	2,380	2,402	2,674	3,220	3,692	4,160	3,834	3,392	2,982	2,574	2,470
'15 WE	1,890	2,250	2,226	2,408	3,234	3,944	4,466	4,208	3,408	2,940	2,202	2,110
'16 WD	2,320	2,512	2,510	2,746	3,388	3,896	4,322	4,014	3,532	3,138	2,756	2,566
'16 WE	1,954	2,462	2,310	2,512	3,464	4,132	4,642	4,372	3,720	3,148	2,416	1,934
'17 WD	2,342	2,592	2,548	2,838	3,420	3,902	4,332	3,994	3,680	3,296	2,786	2,570
'17 WE	2,242	2,588	2,338	2,610	3,530	4,070	4,686	4,428	3,826	3,196	2,374	2,188
'18 WD	2,468	2,614	2,578	2,780	3,494	4,004						
'18 WE	2,112	2,388	2,324	2,498	3,584	4,146						

Note: 'Weekday' defined as Monday-Friday, 'Weekend' defined as Saturday-Sunday

Weekday/Weekend Monthly Average Daily Traffic ('14-'18)



	Jun-14	Jun-15	Jun-16	Jun-17	Jun-18
Weekday	3,540	3,692	3,896	3,902	4,004
Weekend	3,738	3,944	4,132	4,686	4,146