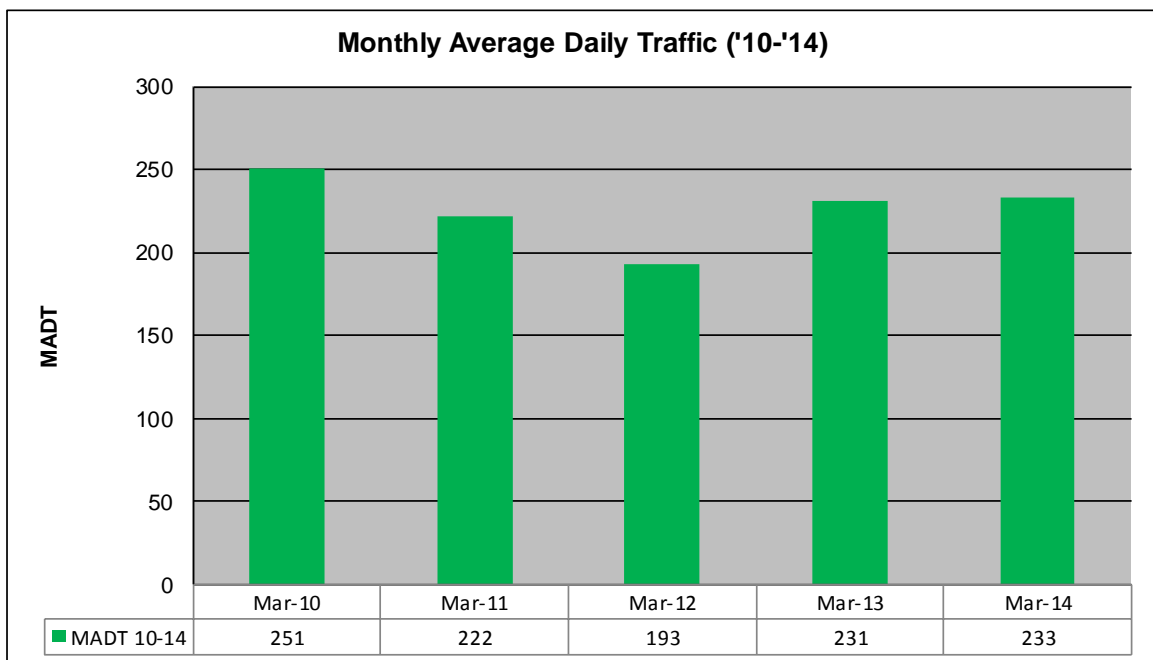
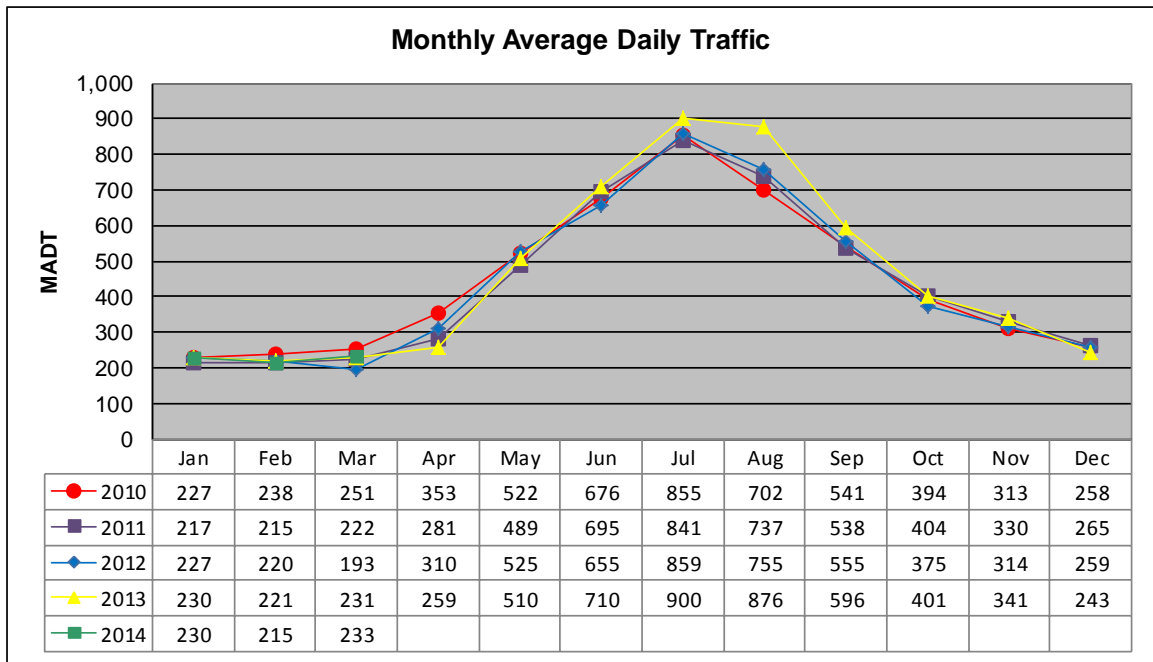


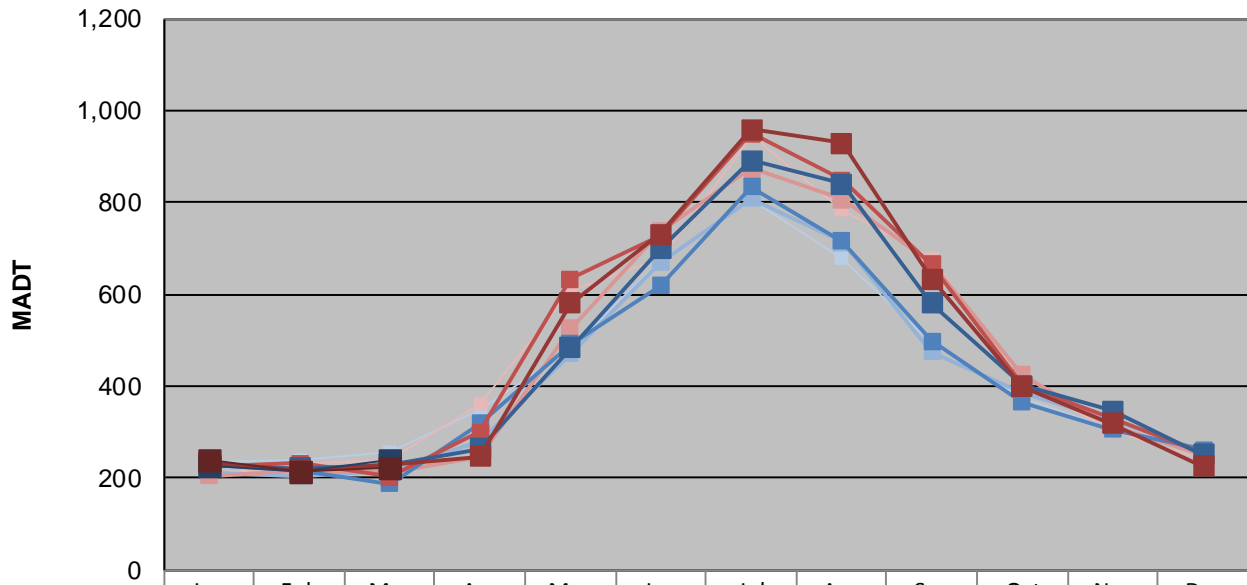
# MONTHLY REPORT, STATION NO. 51 (ATR)

## MARCH 2014

Station Measurement: VOLUME/SPEED/CLASS		
Route: CSAH 40	Route Direction: E/W	Lanes: 2
County: Hubbard	Closest City: Park Rapids	
Functional Class: Rural Major Collector		
Location: E OF TH71, N OF PARK RAPIDS		
Ref Post: 000+00.130	True Mile: 0.13	Sequence No. 9815
<b>Volume: 7,230</b>		<b>MADT: 233</b>
<b>Weekday (M-F) MADT: 238</b>		<b>Weekend (Sa-Su) MADT: 224</b>



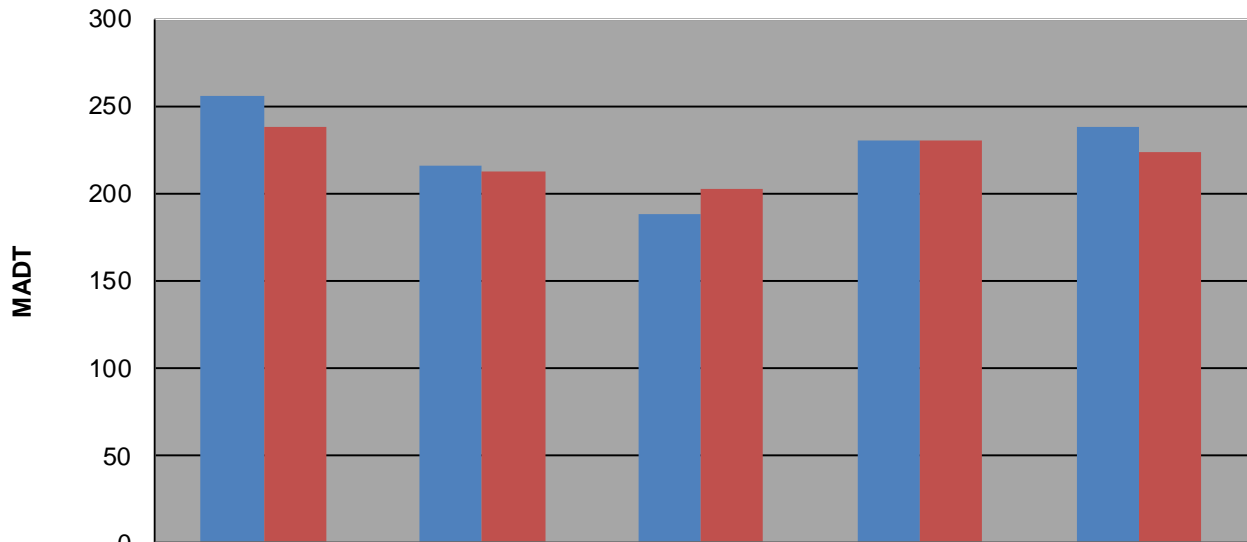
### Weekday (WD)/Weekend (WE) Monthly Average Daily Traffic



	Jan	Feb	Mar	Apr	May	Jun	Jul	Aug	Sep	Oct	Nov	Dec
'10 WD	236	240	256	348	482	676	806	678	494	374	308	254
'10 WE	208	232	238	362	606	680	946	784	680	408	304	238
'11 WD	212	204	216	282	470	670	808	714	476	384	328	258
'11 WE	204	218	212	248	526	736	874	806	668	424	314	250
'12 WD	230	216	188	318	492	618	834	716	498	366	306	262
'12 WE	224	232	202	300	634	726	950	848	666	404	330	254
'13 WD	230	222	230	264	484	698	892	840	580	402	346	252
'13 WE	234	218	230	248	580	730	958	928	634	400	320	226
'14 WD	226	216	238									
'14 WE	240	216	224									

Note: 'Weekday' defined as Monday-Friday, 'Weekend' defined as Saturday-Sunday

### Weekday/Weekend Monthly Average Daily Traffic ('10-'14)



	Mar-10	Mar-11	Mar-12	Mar-13	Mar-14
Weekday	256	216	188	230	238
Weekend	238	212	202	230	224