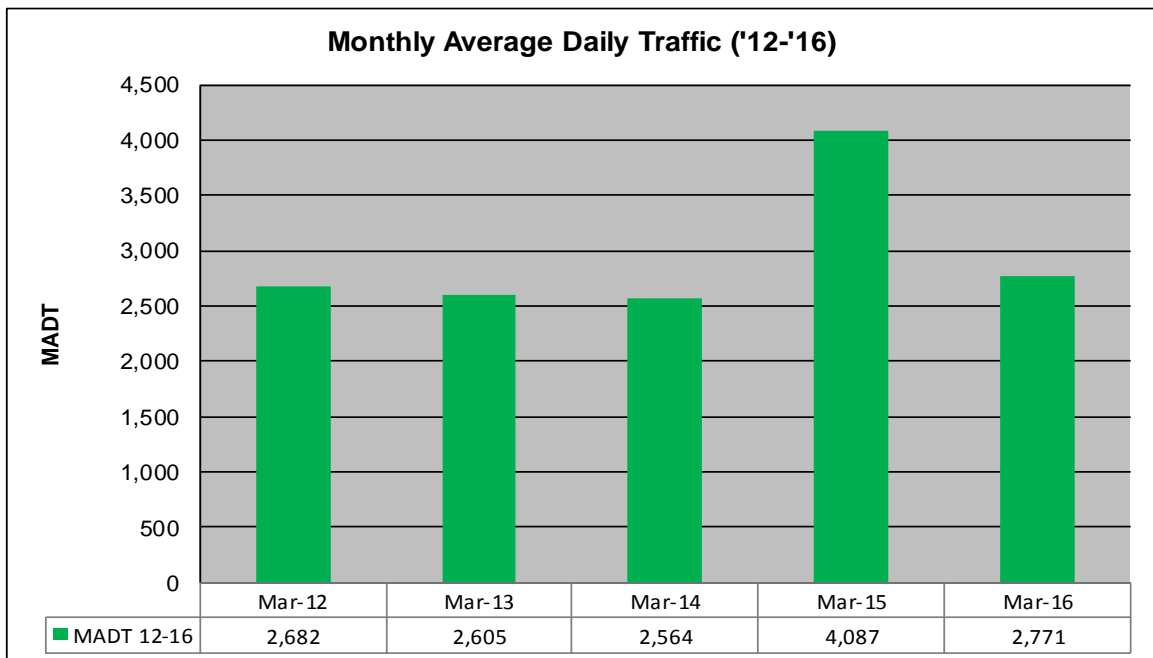
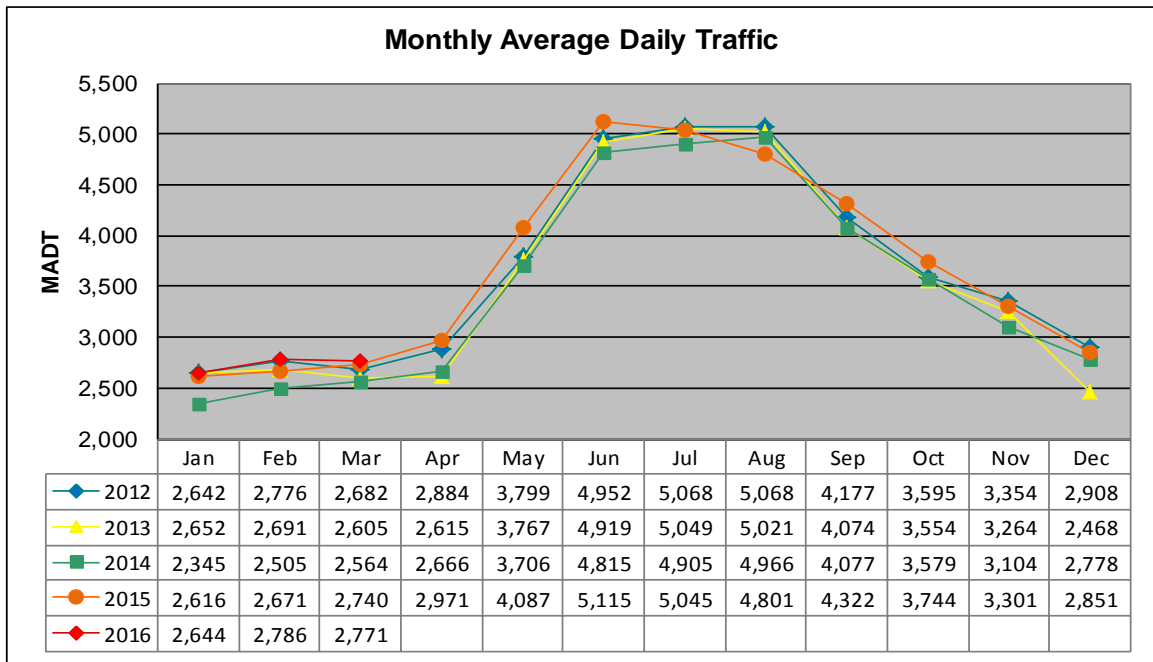


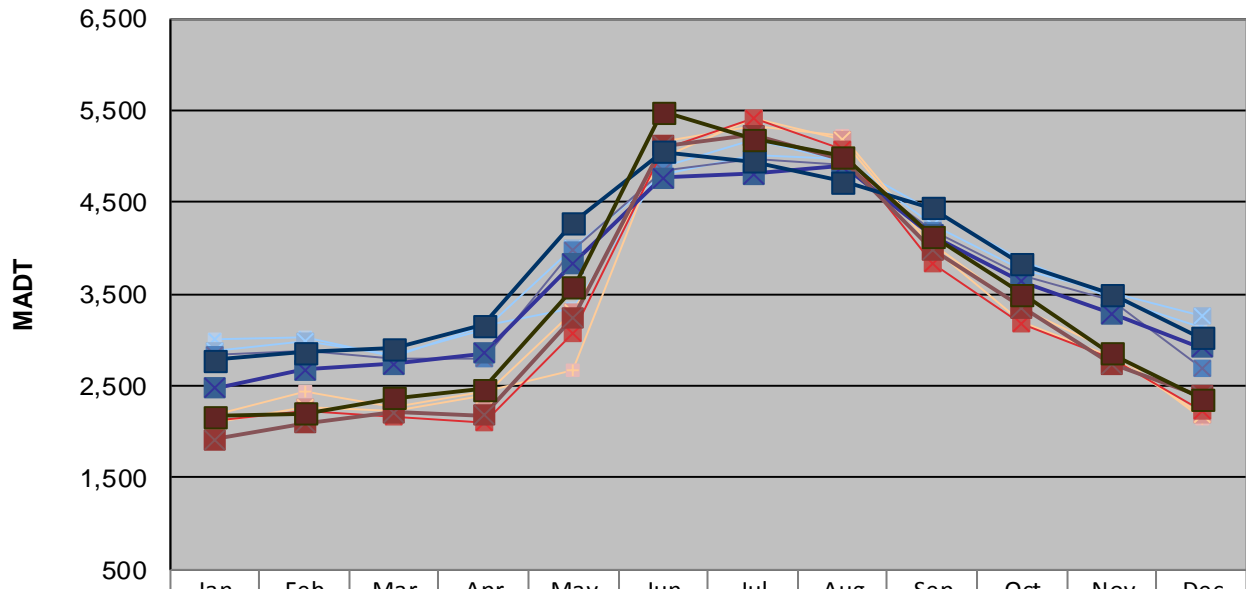
MONTHLY REPORT, STATION NO. 211 (ATR)

MARCH 2014

Station Measurement: VOLUME/SPEED/CLASS		
Route: TH 53	Route Direction: N/S	Lanes: 4
County: St Louis	Closest City: Virginia	
Functional Class: Rural Principal Arterial - Other		
Location: 1 MI NW OF CSAH65 (BISS RD), NW OF VIRGINIA		
Ref Post: 079+00.690	True Mile: 79.965	Sequence No. 6760
Volume: 85,915		MADT: 2,771
Weekday (M-F) MADT: 2,948		Weekend (Sa-Su) MADT: 2,298



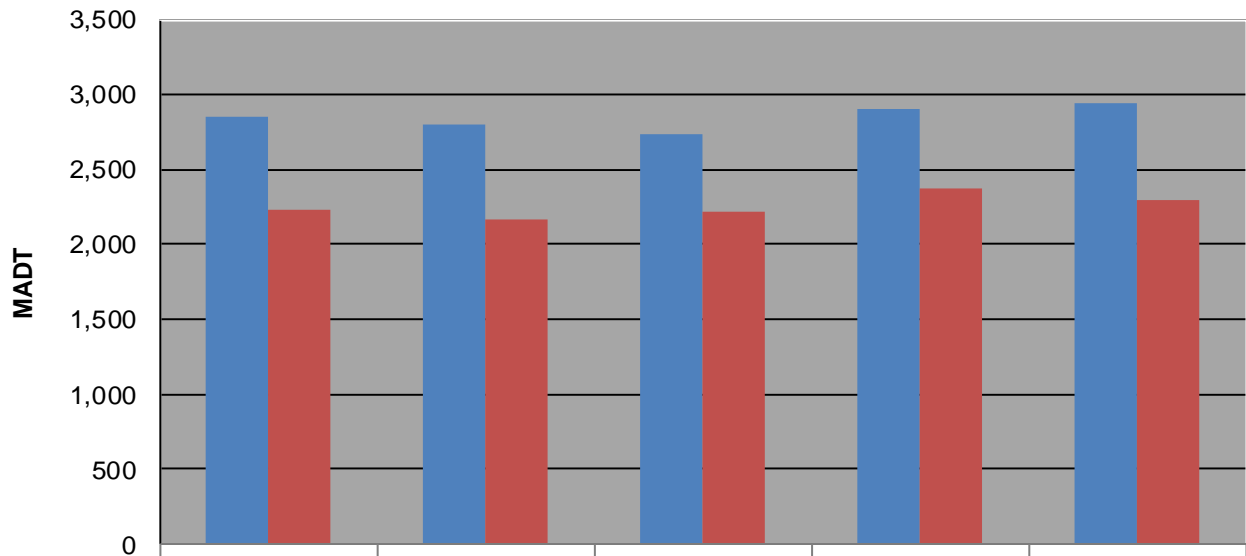
Weekday (WD)/Weekend (WE) Monthly Average Daily Traffic



	Jan	Feb	Mar	Apr	May	Jun	Jul	Aug	Sep	Oct	Nov	Dec
'11 WD	3,008	3,030	2,828	3,148	3,348	4,892	5,180	4,948	4,410	3,872	3,448	3,144
'11 WE	2,184	2,448	2,266	2,446	2,666	5,156	5,330	5,234	4,042	3,354	2,890	2,144
'12 WD	2,872	2,982	2,848	3,116	4,000	4,810	5,010	4,970	4,262	3,766	3,516	3,268
'12 WE	2,102	2,276	2,228	2,394	3,308	5,000	5,404	5,180	4,008	3,196	2,822	2,184
'13 WD	2,842	2,876	2,796	2,800	3,980	4,842	4,968	4,918	4,194	3,704	3,432	2,694
'13 WE	2,126	2,228	2,168	2,104	3,078	5,074	5,404	5,072	3,826	3,174	2,802	2,234
'14 WD	2,480	2,672	2,738	2,856	3,840	4,762	4,812	4,892	4,138	3,632	3,290	2,918
'14 WE	1,912	2,092	2,216	2,178	3,246	5,116	5,228	4,970	3,988	3,352	2,736	2,390
'15 WD	2,784	2,862	2,904	3,158	4,278	5,048	4,946	4,724	4,438	3,824	3,496	3,026
'15 WE	2,168	2,196	2,372	2,462	3,572	5,480	5,184	5,002	4,132	3,502	2,852	2,354

Note: 'Weekday' defined as Monday-Friday, 'Weekend' defined as Saturday-Sunday

Weekday/Weekend Monthly Average Daily Traffic ('12-'16)



	Mar-12	Mar-13	Mar-14	Mar-15	Mar-16
Weekday	2,848	2,796	2,738	2,904	2,948
Weekend	2,228	2,168	2,216	2,372	2,298