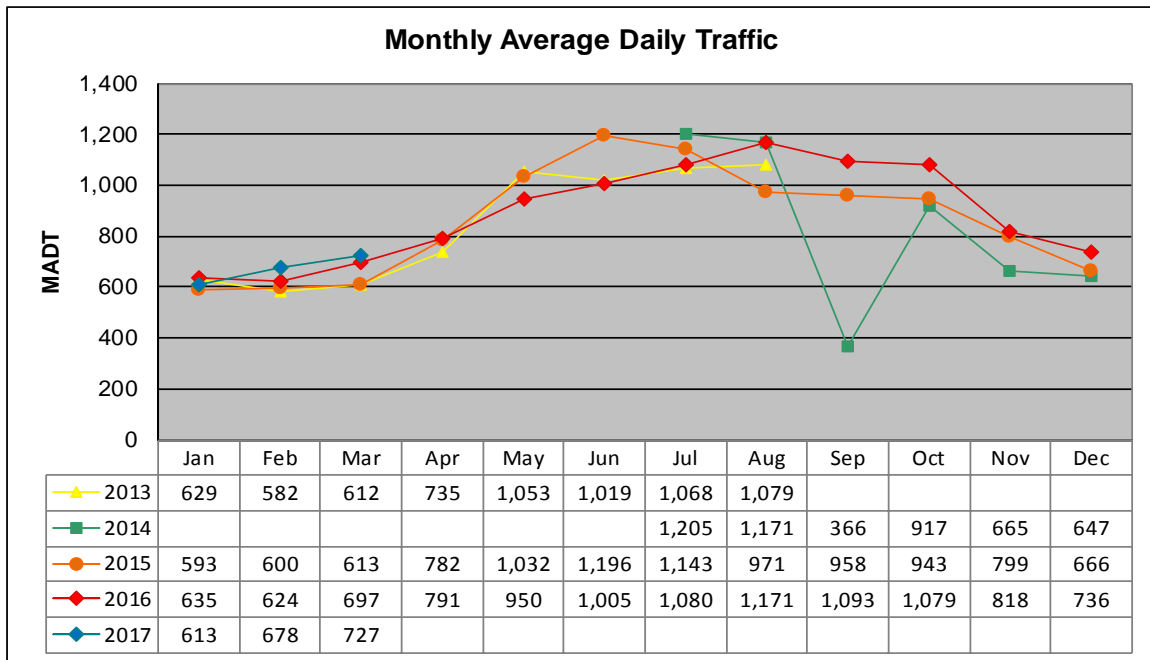


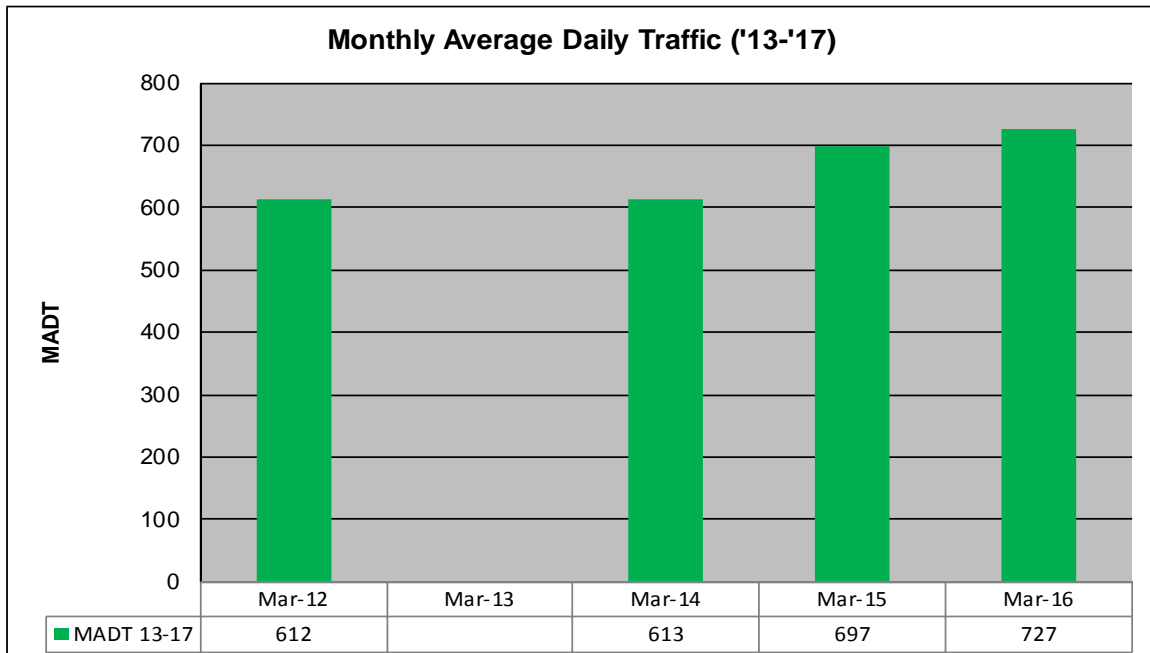
MONTHLY REPORT, STATION NO. 218 (ATR)

MARCH 2017

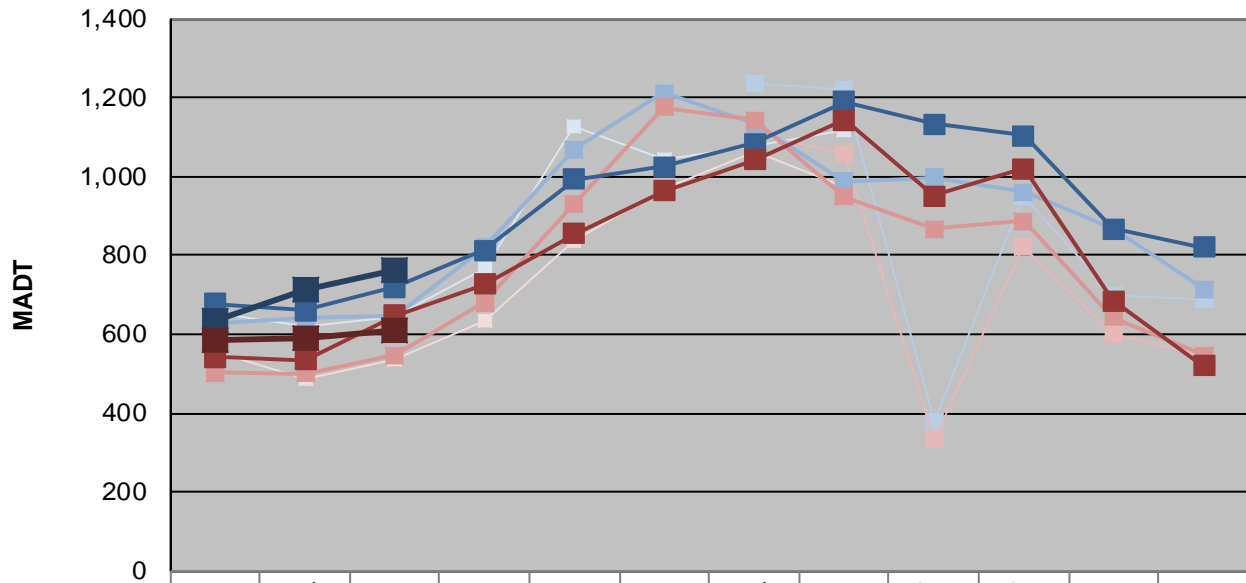
Station Measurement: VOLUME/SPEED/CLASS		
Route: TH 29	Route Direction: N/S	Lanes: 2
County: Chippewa	Closest City: Montevideo	
Functional Class: Rural Minor Arterial		
Location: S OF 120TH ST SE, NE OF MONTEVIDEO		
Ref Post: 021+00.260	True Mile: 21.098	Sequence No. 6743
Volume: 22,529		MADT: 727
Weekday (M-F) MADT: 764		Weekend (Sa-Su) MADT: 612



Note: No data available from September 2013 to June 2014... Decrease in traffic September 2014 due to construction on TH 29... Increase in traffic June 2015 due to detours



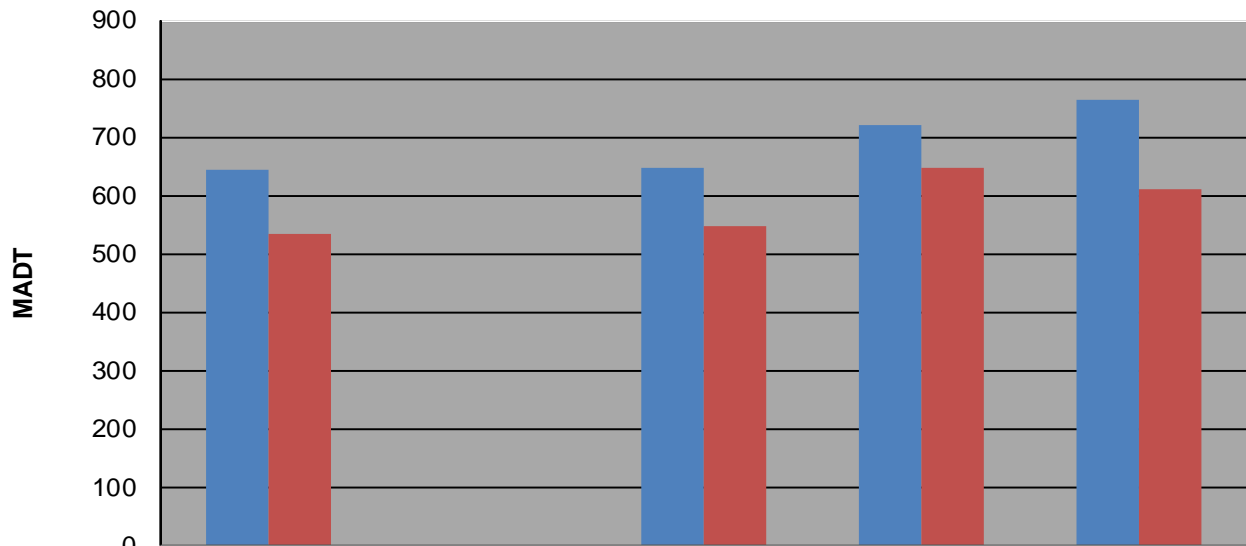
Weekday (WD)/Weekend (WE) Monthly Average Daily Traffic



	Jan	Feb	Mar	Apr	May	Jun	Jul	Aug	Sep	Oct	Nov	Dec
'13 WD	656	620	644	768	1,126	1,044	1,078	1,116				
'13 WE	556	488	534	636	836	968	1,062	972				
'14 WD							1,236	1,222	380	948	698	688
'14 WE							1,108	1,056	332	822	598	546
'15 WD	626	640	646	820	1068	1212	1132	988	998	960	870	714
'15 WE	502	500	548	680	930	1176	1142	948	868	886	644	546
'16 WD	678	660	720	812	994	1024	1084	1190	1132	1104	868	820
'16 WE	542	534	648	726	854	962	1042	1144	952	1020	686	520
'17 WD	634	714	764									
'17 WE	584	590	612									

Note: 'Weekday' defined as Monday-Friday, 'Weekend' defined as Saturday-Sunday

Weekday/Weekend Monthly Average Daily Traffic ('13-'17)



	Mar-12	Mar-13	Mar-14	Mar-15	Mar-16
Weekday	644		646	720	764
Weekend	534		548	648	612