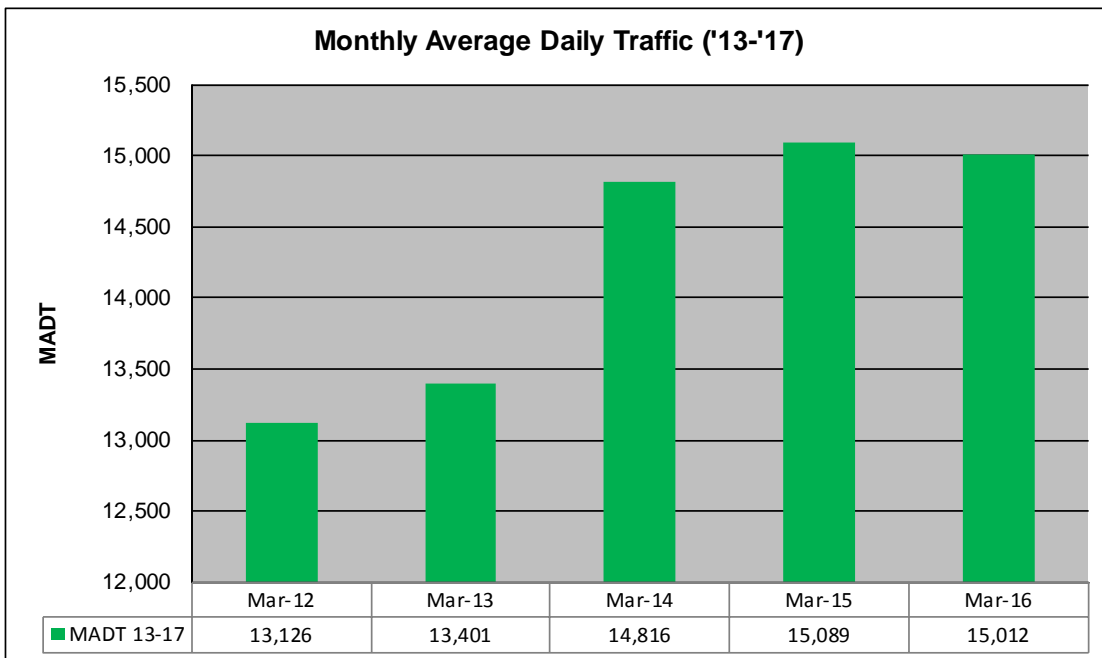
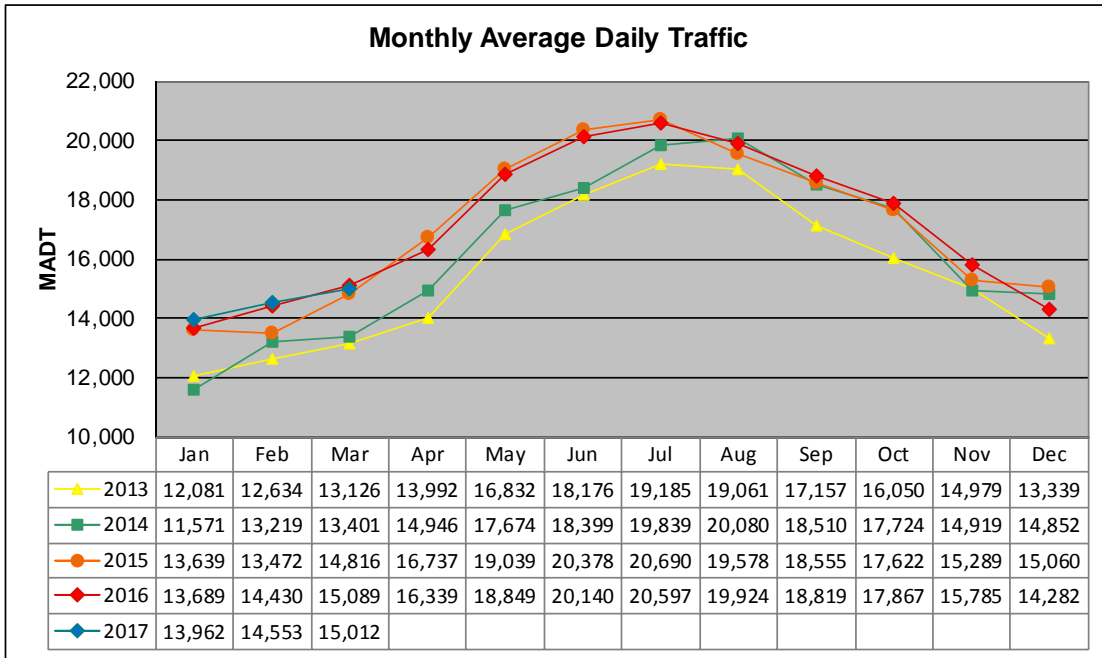


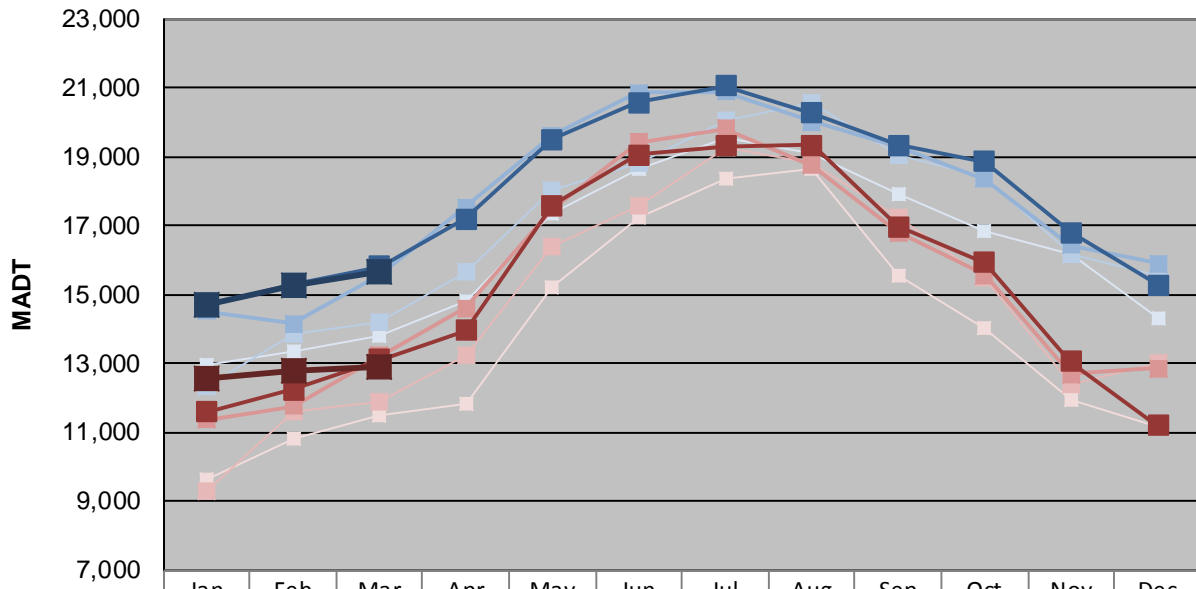
# MONTHLY REPORT, STATION NO. 43 (WIM)

## MARCH 2017

|  |                       |                                     |
|--|-----------------------|-------------------------------------|
| Station Measurement: VOLUME/SPEED/CLASS/WEIGHT     |                       |                                     |
| Route: TH 10                                       | Route Direction: E/W  | Lanes: 4                            |
| County: Clay                                       | Closest City: Glyndon |                                     |
| Functional Class: Rural Principal Arterial - Other |                       |                                     |
| Location: .3 W OF CR68 (90TH ST S), W OF GLYNDON   |                       |                                     |
| Ref Post: 007+00.510                               | True Mile: 7.323      | Sequence No. 6733                   |
| <b>Volume: 465,357</b>                             |                       | <b>MADT: 15,012</b>                 |
| <b>Weekday (M-F) MADT: 15,680</b>                  |                       | <b>Weekend (Sa-Su) MADT: 12,890</b> |



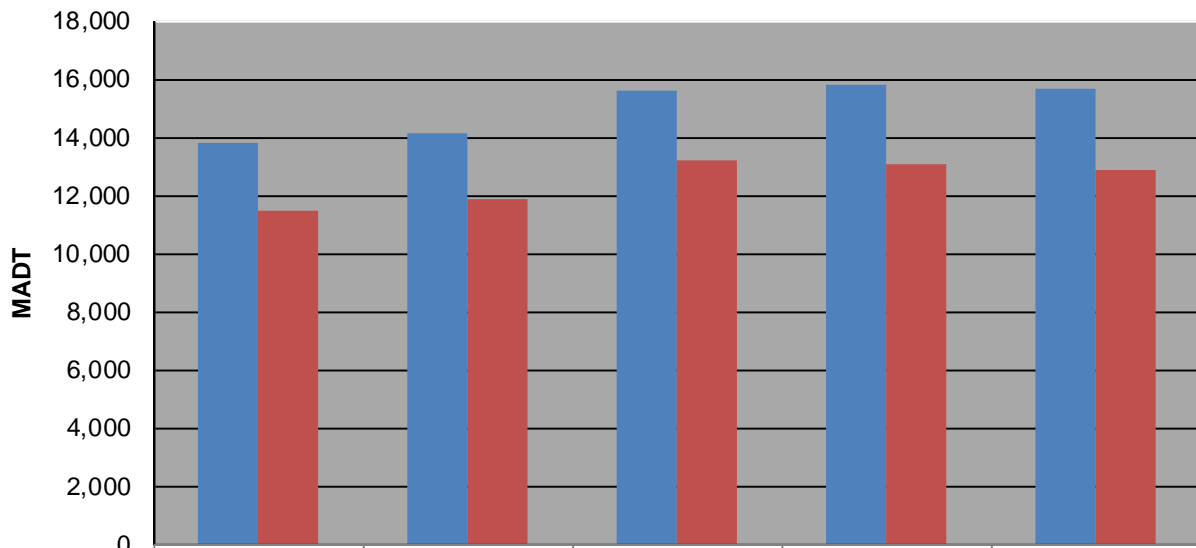
### Weekday (WD)/Weekend (WE) Monthly Average Daily Traffic



|        | Jan    | Feb    | Mar    | Apr    | May    | Jun    | Jul    | Aug    | Sep    | Oct    | Nov    | Dec    |
|--------|--------|--------|--------|--------|--------|--------|--------|--------|--------|--------|--------|--------|
| '13 WD | 12,974 | 13,364 | 13,794 | 14,814 | 17,320 | 18,646 | 19,552 | 19,098 | 17,898 | 16,812 | 16,178 | 14,312 |
| '13 WE | 9,614  | 10,810 | 11,496 | 11,828 | 15,192 | 17,236 | 18,386 | 18,636 | 15,550 | 14,008 | 11,920 | 11,146 |
| '14 WD | 12,360 | 13,874 | 14,176 | 15,648 | 18,050 | 18,788 | 20,070 | 20,550 | 19,060 | 18,414 | 16,184 | 15,558 |
| '14 WE | 9,272  | 11,582 | 11,914 | 13,236 | 16,366 | 17,562 | 19,262 | 18,814 | 17,228 | 15,474 | 12,392 | 12,992 |
| '15 WD | 14,510 | 14,162 | 15,582 | 17,516 | 19,602 | 20,838 | 20,890 | 20,018 | 19,288 | 18,346 | 16,442 | 15,886 |
| '15 WE | 11,372 | 11,748 | 13,220 | 14,610 | 17,500 | 19,426 | 19,806 | 18,752 | 16,796 | 15,566 | 12,676 | 12,848 |
| '16 WD | 14,650 | 15,320 | 15,822 | 17,188 | 19,486 | 20,556 | 21,042 | 20,272 | 19,332 | 18,844 | 16,804 | 15,274 |
| '16 WE | 11,582 | 12,248 | 13,106 | 13,942 | 17,582 | 19,046 | 19,292 | 19,320 | 16,980 | 15,912 | 13,050 | 11,204 |
| '17 WD | 14,692 | 15,250 | 15,680 |        |        |        |        |        |        |        |        |        |
| '17 WE | 12,538 | 12,812 | 12,890 |        |        |        |        |        |        |        |        |        |

Note: 'Weekday' defined as Monday-Friday, 'Weekend' defined as Saturday-Sunday

### Weekday/Weekend Monthly Average Daily Traffic ('13-'17)



|         | Mar-12 | Mar-13 | Mar-14 | Mar-15 | Mar-16 |
|---------|--------|--------|--------|--------|--------|
| Weekday | 13,794 | 14,176 | 15,582 | 15,822 | 15,680 |
| Weekend | 11,496 | 11,914 | 13,220 | 13,106 | 12,890 |