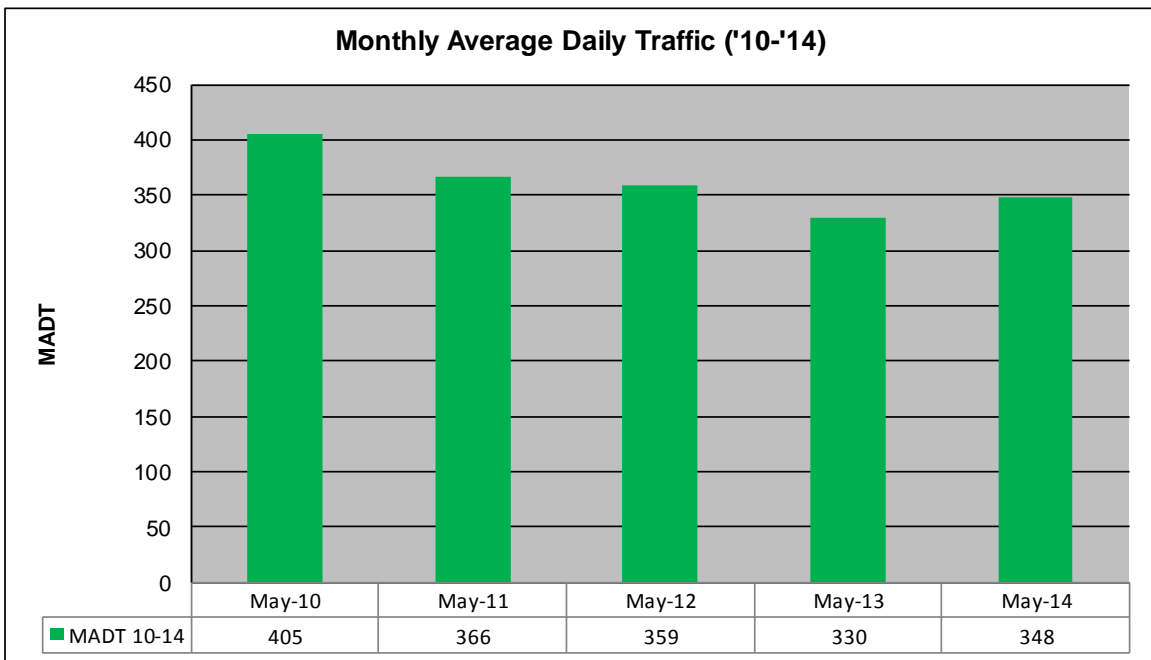
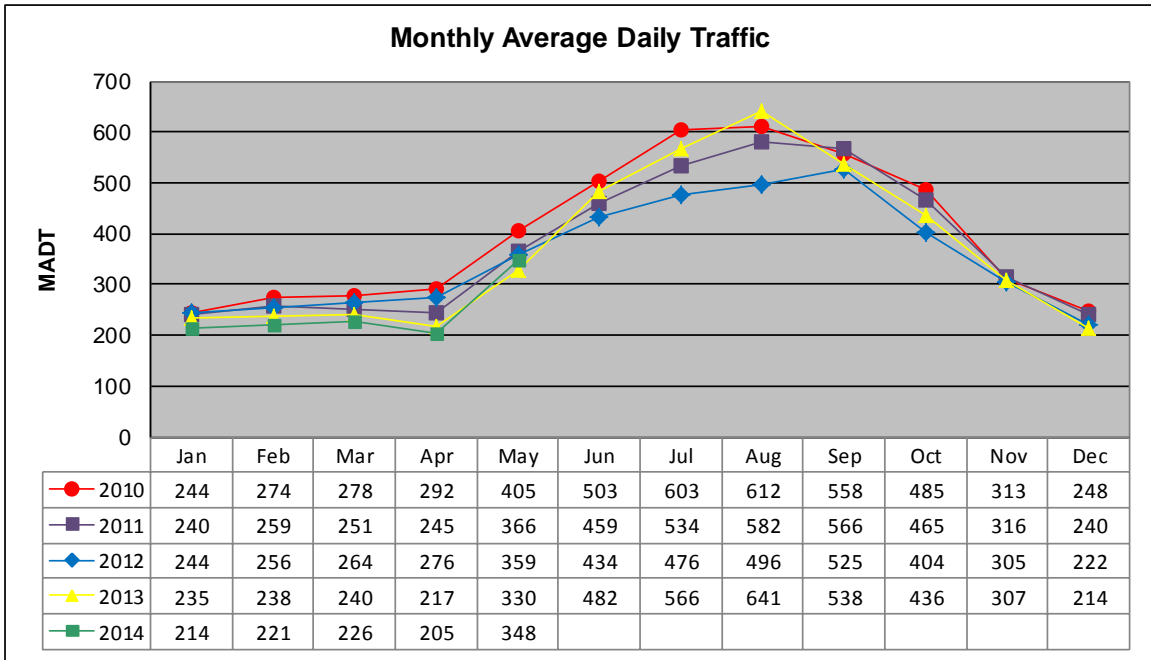


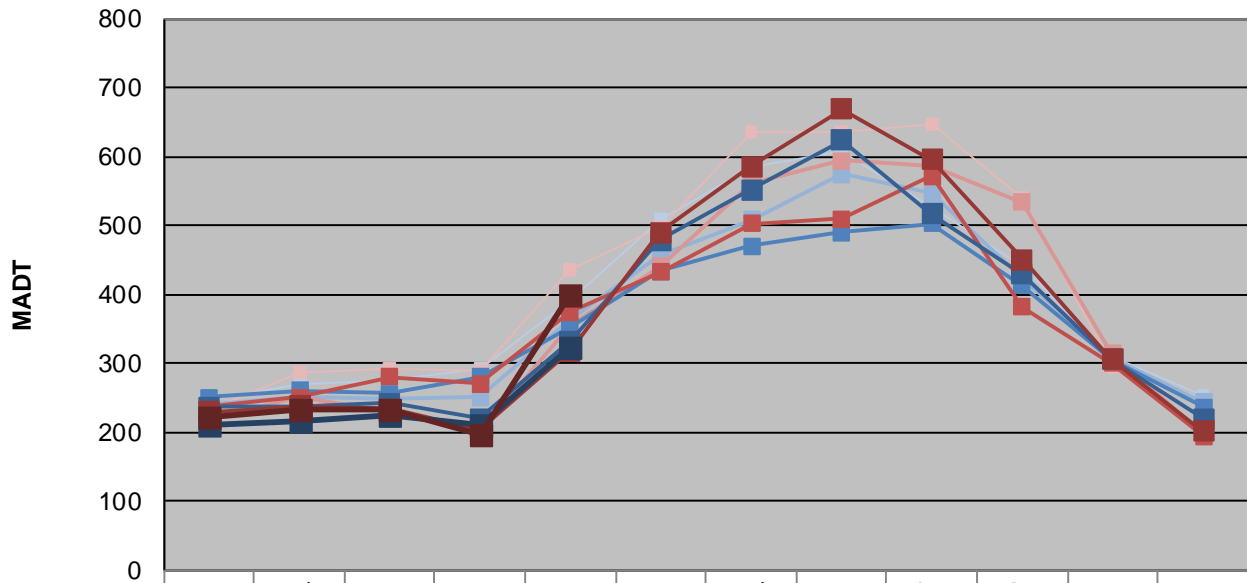
MONTHLY REPORT, STATION NO. 214 (ATR)

MAY 2014

| | | |
|---|----------------------|----------------------------------|
| Station Measurement: VOLUME/SPEED/CLASS | | |
| Route: TH 1 | Route Direction: N/S | Lanes: 2 |
| County: Lake | | Closest City: Silver Bay |
| Functional Class: Rural Minor Arterial | | |
| Location: 1 MI NW OF CSAH7, N OF SILVER BAY | | |
| Ref Post: 342+00.110 | True Mile: 338.881 | Sequence No. 6758 |
| Volume: 10,803 | | MADT: 348 |
| Weekday (M-F) MADT: 324 | | Weekend (Sa-Su) MADT: 400 |



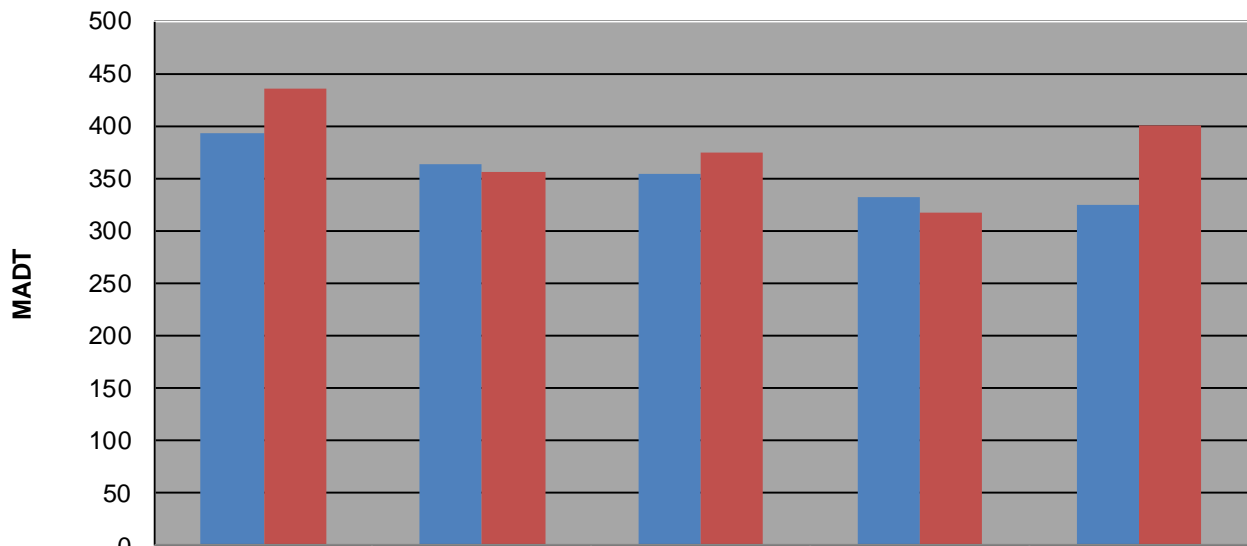
Weekday (WD)/Weekend (WE) Monthly Average Daily Traffic



| | Jan | Feb | Mar | Apr | May | Jun | Jul | Aug | Sep | Oct | Nov | Dec |
|--------|-----|-----|-----|-----|-----|-----|-----|-----|-----|-----|-----|-----|
| '10 WD | 248 | 270 | 274 | 292 | 392 | 508 | 584 | 608 | 526 | 442 | 310 | 254 |
| '10 WE | 232 | 286 | 292 | 290 | 436 | 498 | 636 | 636 | 648 | 540 | 296 | 198 |
| '11 WD | 240 | 252 | 248 | 250 | 364 | 456 | 508 | 574 | 546 | 424 | 308 | 244 |
| '11 WE | 218 | 252 | 230 | 202 | 356 | 440 | 562 | 594 | 586 | 534 | 314 | 198 |
| '12 WD | 250 | 260 | 256 | 280 | 354 | 434 | 470 | 490 | 502 | 412 | 306 | 236 |
| '12 WE | 236 | 250 | 280 | 270 | 374 | 432 | 502 | 510 | 572 | 382 | 300 | 194 |
| '13 WD | 236 | 238 | 242 | 220 | 332 | 478 | 552 | 624 | 516 | 430 | 306 | 220 |
| '13 WE | 230 | 238 | 234 | 204 | 318 | 490 | 586 | 668 | 596 | 450 | 306 | 202 |
| '14 WD | 210 | 216 | 224 | 210 | 324 | | | | | | | |
| '14 WE | 222 | 232 | 232 | 196 | 400 | | | | | | | |

Note: 'Weekday' defined as Monday-Friday, 'Weekend' defined as Saturday-Sunday

Weekday/Weekend Monthly Average Daily Traffic ('10-'14)



| | May-10 | May-11 | May-12 | May-13 | May-14 |
|---------|--------|--------|--------|--------|--------|
| Weekday | 392 | 364 | 354 | 332 | 324 |
| Weekend | 436 | 356 | 374 | 318 | 400 |