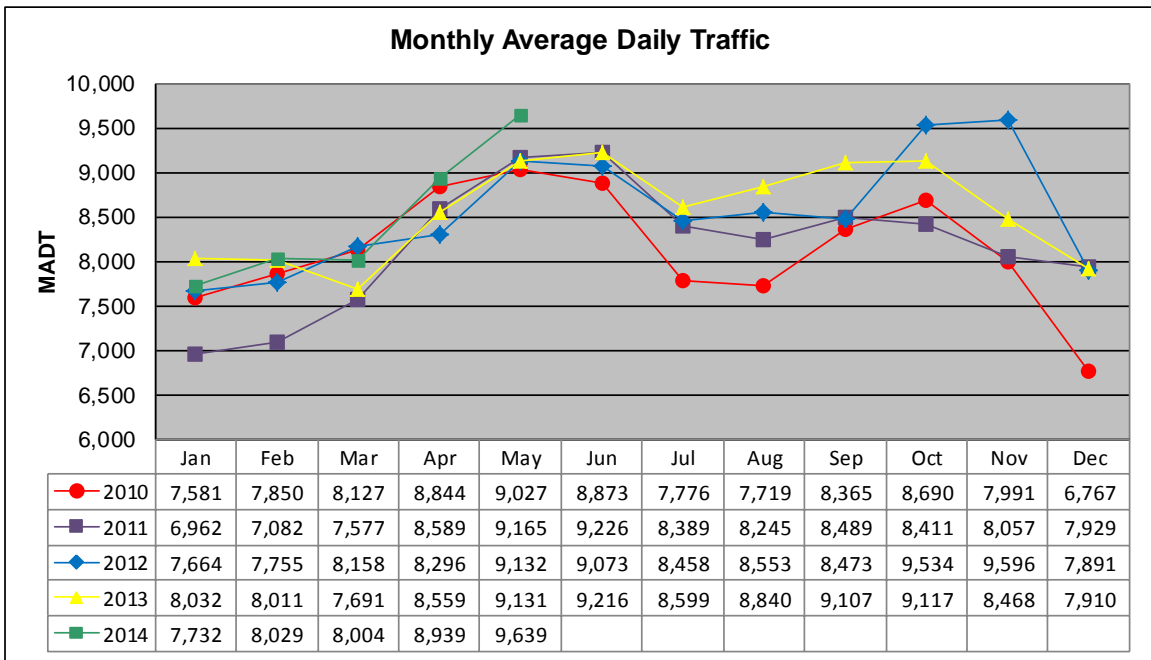


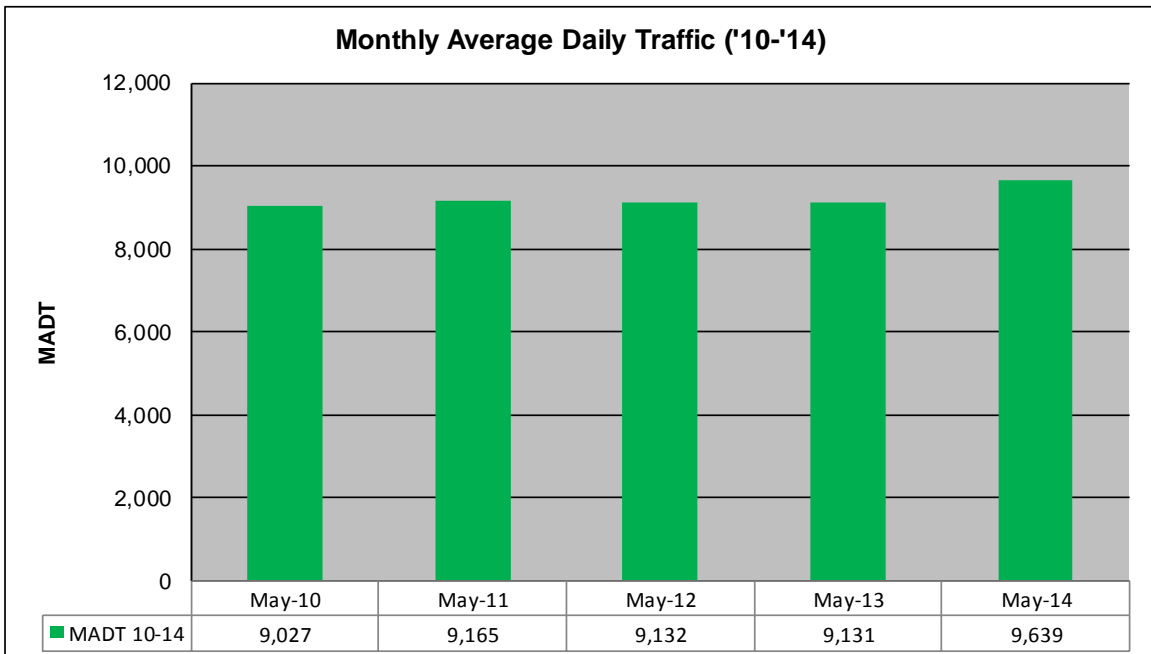
# MONTHLY REPORT, STATION NO. 458 (ATR)

## MAY 2014

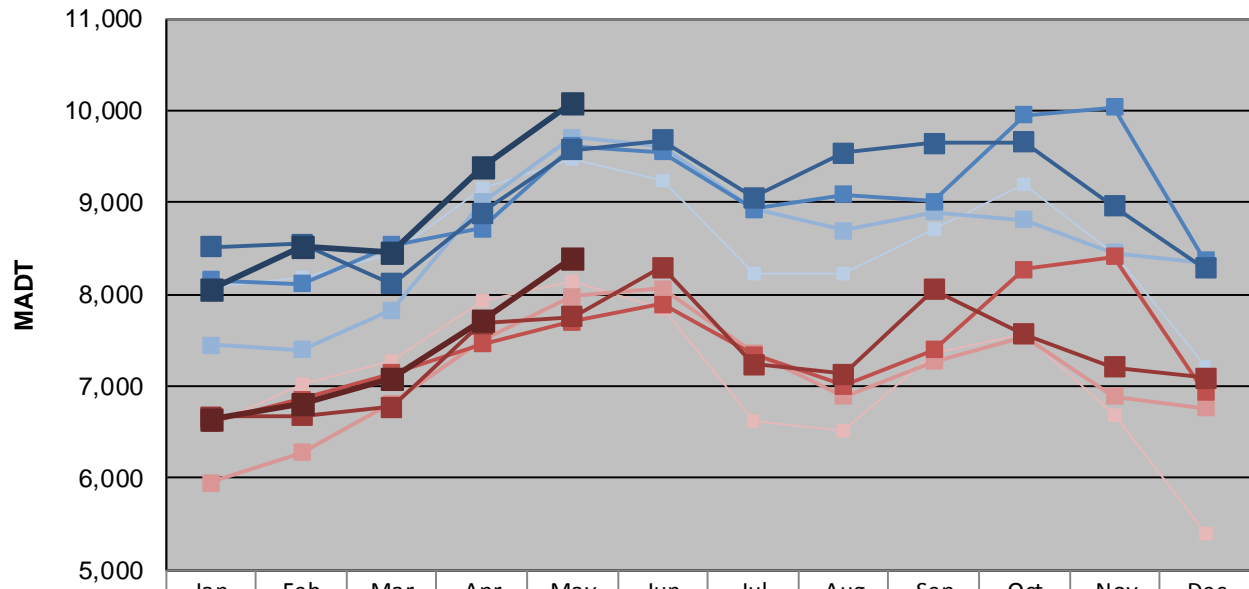
Station Measurement: VOLUME/SPEED/CLASS		
Route: MSAS 108	Route Direction: E/W	Lanes: 2
County: Carver	Closest City: Chaska	
Functional Class: Urban Local		
Location: .3 MI W OF TH41 IN CHASKA		
Ref Post: 001+00.210	True Mile: 1.21	Sequence No. 9907
<b>Volume: 298,799</b>		<b>MADT: 9,639</b>
<b>Weekday (M-F) MADT: 10,078</b>		<b>Weekend (Sa-Su) MADT: 8,402</b>



Note: Decrease in traffic August 2010 due to construction on MSAS 108... Increase in traffic November 2012 due to detour from TH 212



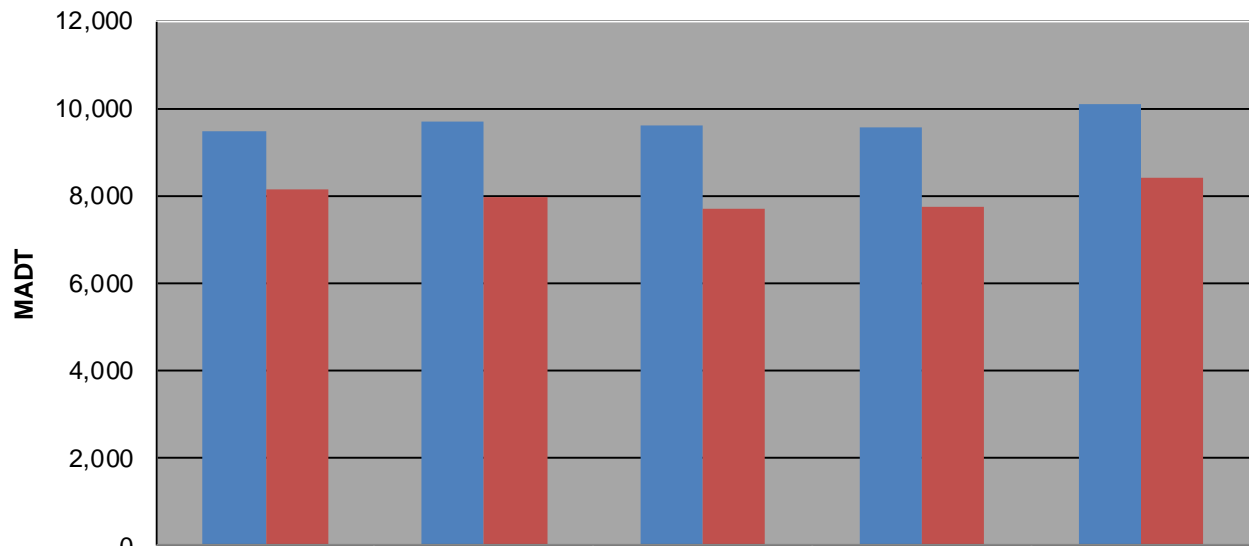
**Weekday (WD)/Weekend (WE) Monthly Average Daily Traffic**



	Jan	Feb	Mar	Apr	May	Jun	Jul	Aug	Sep	Oct	Nov	Dec
'10 WD	8,068	8,176	8,430	9,164	9,476	9,236	8,224	8,234	8,710	9,202	8,438	7,216
'10 WE	6,584	7,030	7,280	7,932	8,144	7,856	6,622	6,520	7,368	7,578	6,686	5,402
'11 WD	7,448	7,392	7,834	8,998	9,708	9,616	8,942	8,698	8,896	8,808	8,454	8,342
'11 WE	5,950	6,282	6,814	7,500	7,978	8,066	7,368	6,888	7,266	7,550	6,886	6,760
'12 WD	8,152	8,110	8,538	8,718	9,610	9,548	8,924	9,082	9,014	9,950	10,036	8,368
'12 WE	6,606	6,858	7,146	7,456	7,702	7,892	7,342	7,008	7,392	8,272	8,408	6,930
'13 WD	8,512	8,546	8,114	8,886	9,574	9,678	9,052	9,538	9,640	9,656	8,962	8,282
'13 WE	6,674	6,676	6,774	7,682	7,760	8,296	7,240	7,134	8,054	7,564	7,212	7,086
'14 WD	8,066	8,514	8,456	9,386	10,078							
'14 WE	6,634	6,820	7,076	7,716	8,402							

Note: 'Weekday' defined as Monday-Friday, 'Weekend' defined as Saturday-Sunday

**Weekday/Weekend Monthly Average Daily Traffic ('10-'14)**



	May-10	May-11	May-12	May-13	May-14
Weekday	9,476	9,708	9,610	9,574	10,078
Weekend	8,144	7,978	7,702	7,760	8,402