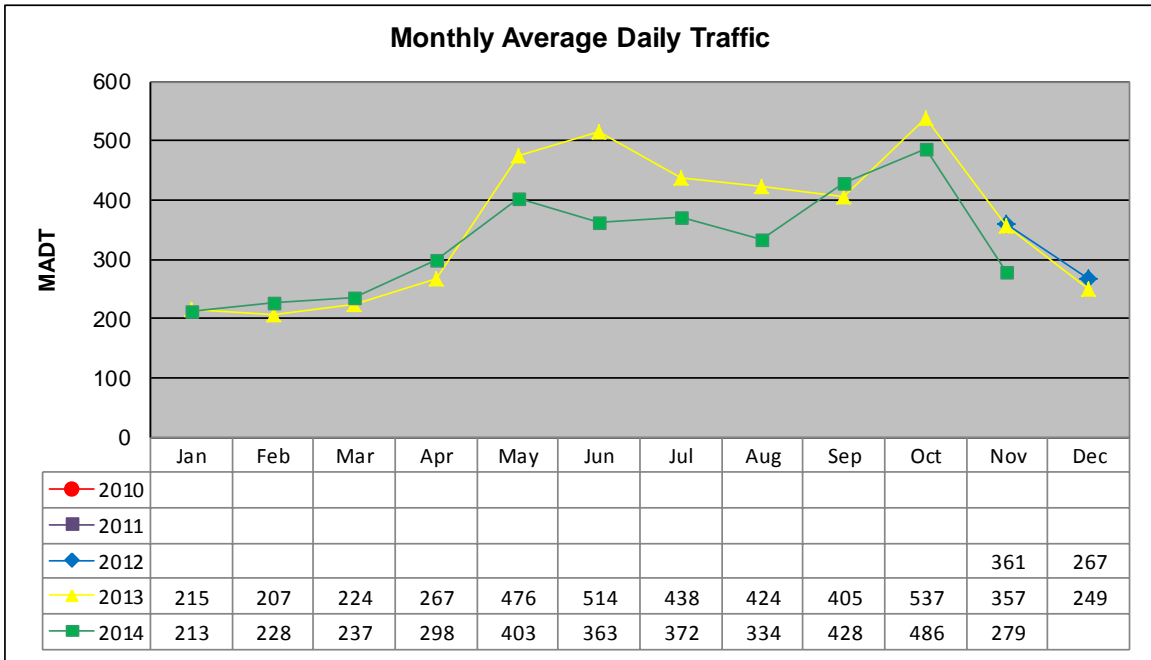


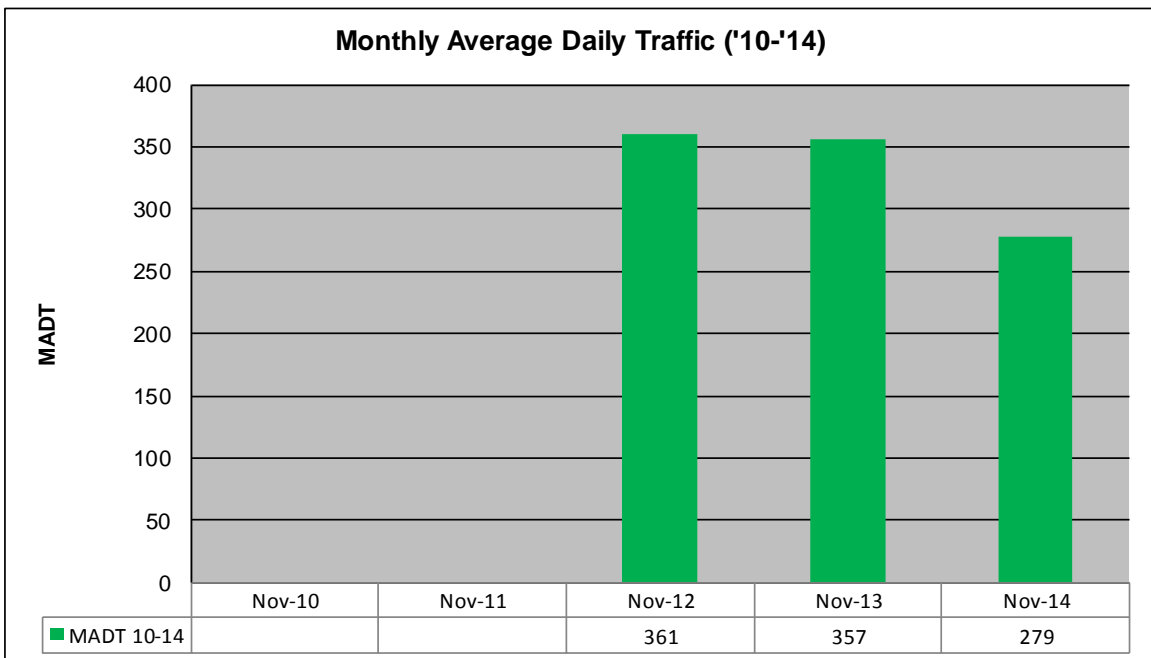
# MONTHLY REPORT, STATION NO. 232 (ATR)

## NOVEMBER 2014

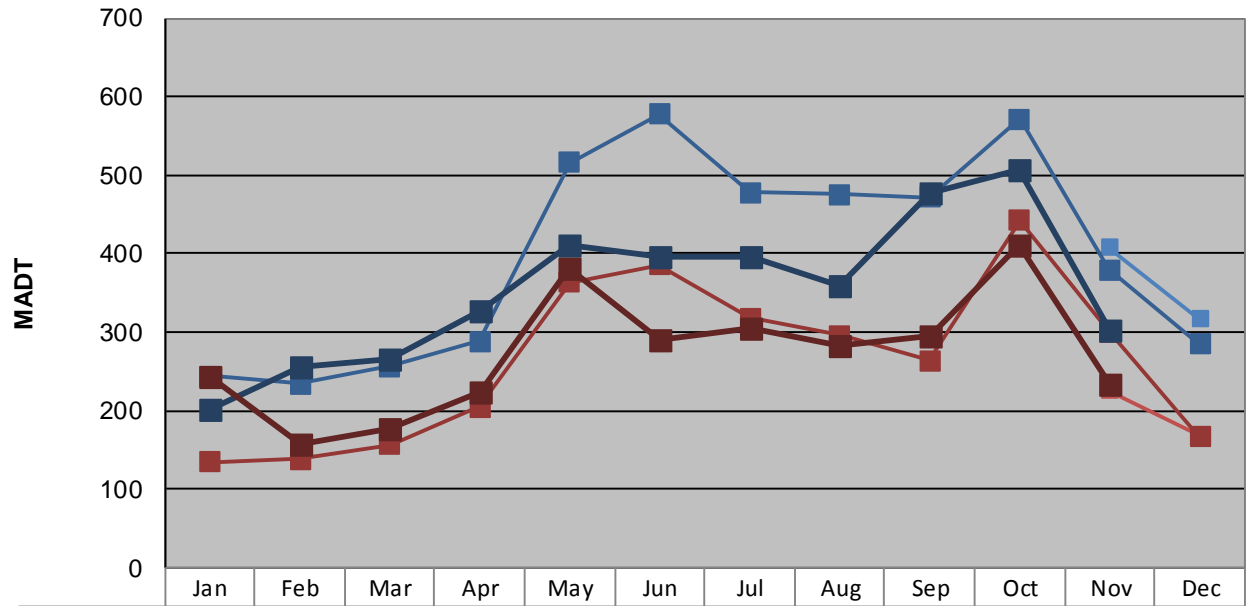
Station Measurement: VOLUME/SPEED/CLASS		
Route: CSAH 11	Route Direction: N/S	Lanes: 2
County: Grant	Closest City: Norcross	
Functional Class: Rural Major Collector		
Location: .6 MI S OF CSAH12, NE OF NORCROSS		
Ref Post: 007+00.750	True Mile: 7.75	Sequence No. 18370
<b>Volume: 8,355</b>		<b>MADT: 279</b>
<b>Weekday (M-F) MADT: 302</b>		<b>Weekend (Sa-Su) MADT: 234</b>



Note: Began collecting data November 2012



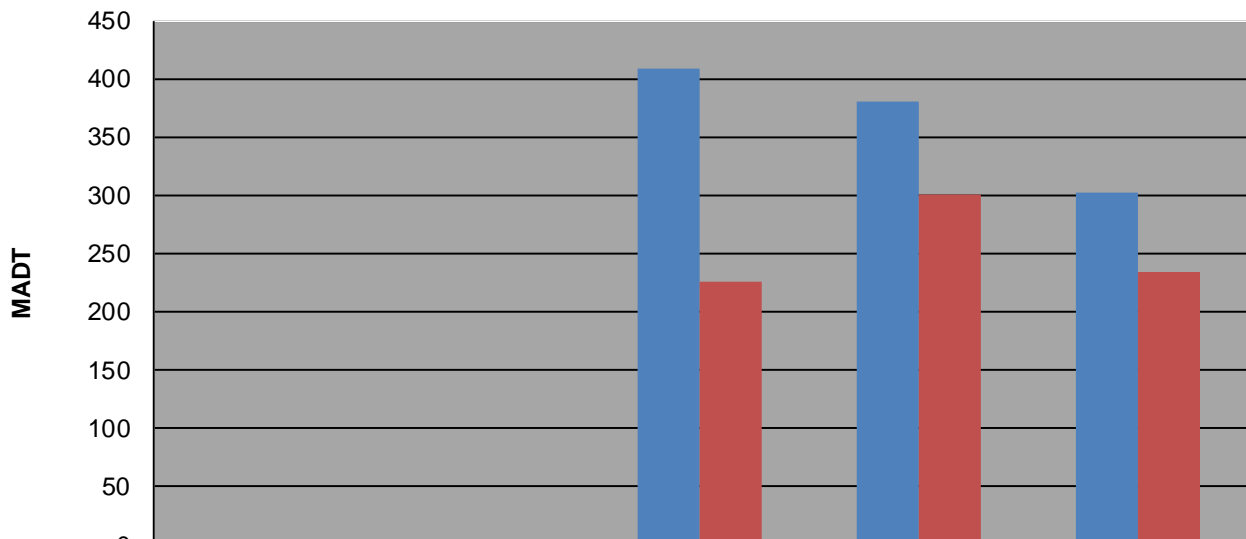
**Weekday (WD)/Weekend (WE) Monthly Average Daily Traffic**



	Jan	Feb	Mar	Apr	May	Jun	Jul	Aug	Sep	Oct	Nov	Dec
'10 WD												
'10 WE												
'11 WD												
'11 WE												
'12 WD											408	316
'12 WE											226	168
'13 WD	244	234	256	288	516	578	478	476	472	572	380	284
'13 WE	134	138	156	204	364	386	318	296	264	442	300	166
'14 WD	202	256	266	326	412	396	396	360	478	508	302	
'14 WE	244	156	176	224	382	290	304	282	296	410	234	

Note: 'Weekday' defined as Monday-Friday, 'Weekend' defined as Saturday-Sunday

**Weekday/Weekend Monthly Average Daily Traffic ('10-'14)**



	Nov-10	Nov-11	Nov-12	Nov-13	Nov-14
Weekday			408	380	302
Weekend			226	300	234