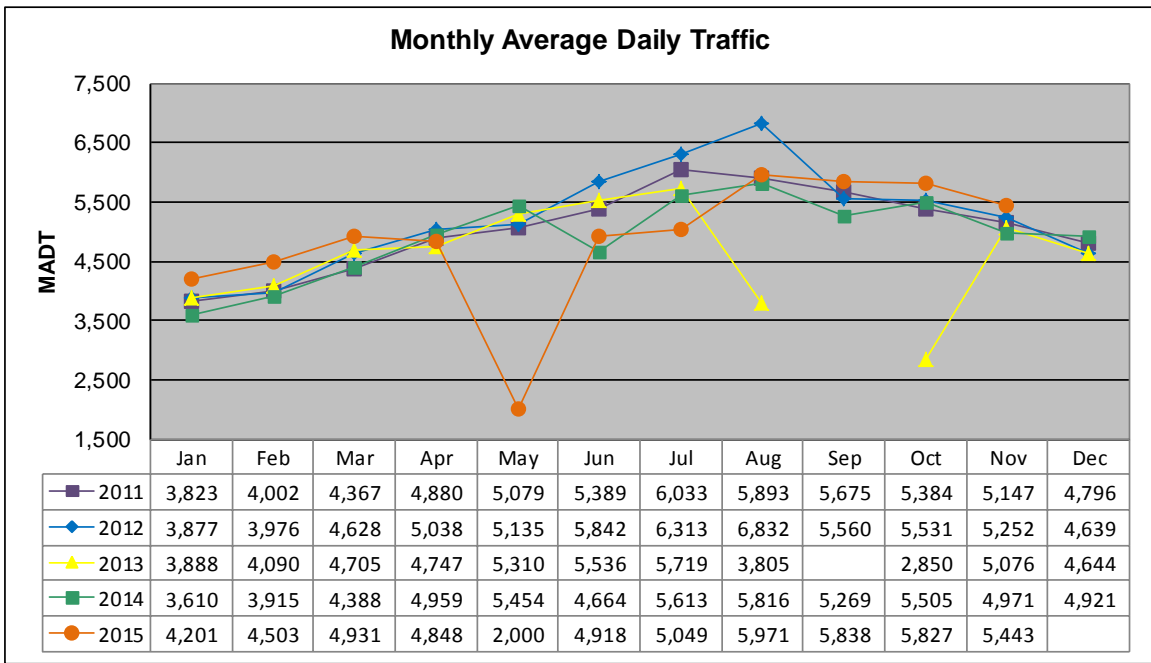


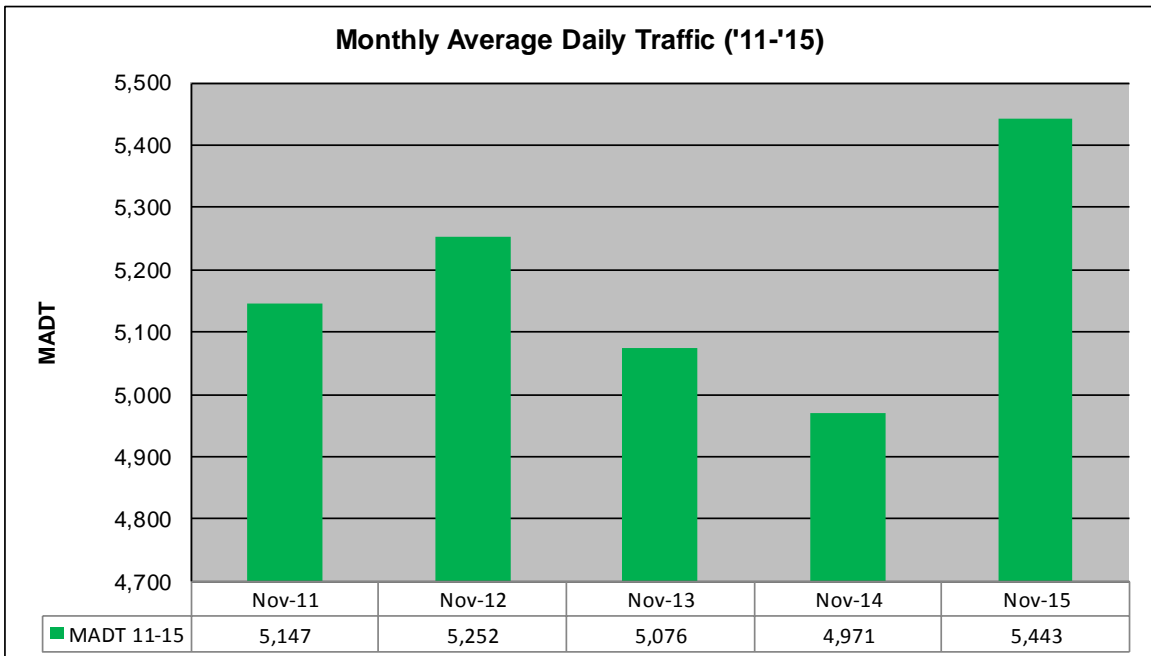
MONTHLY REPORT, STATION NO. 27 (WIM)

NOVEMBER 2015

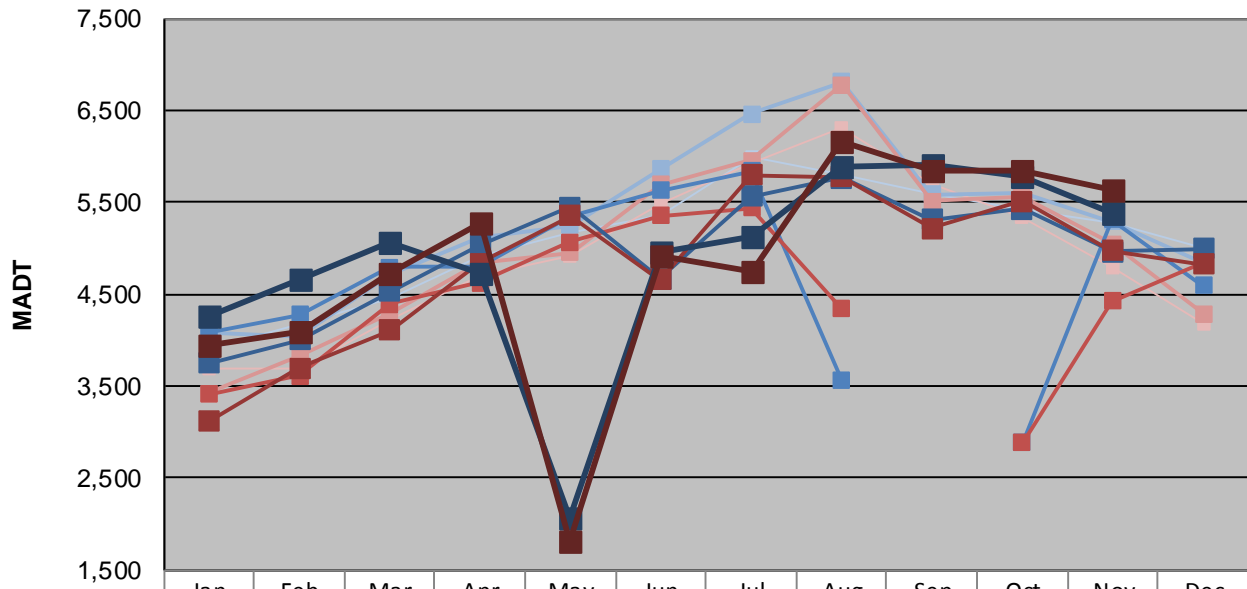
| | | |
|----------------------------------------------------|------------------------|------------------------------------|
| Station Measurement: VOLUME/SPEED/CLASS/WEIGHT | | |
| Route: TH 60 | Route Direction: E/W | Lanes: 4 |
| County: Watonwan | Closest City: St James | |
| Functional Class: Rural Principal Arterial - Other | | |
| Location: .7 MI W OF W JCT OF TH4, SW OF ST JAMES | | |
| Ref Post: 064+00.850 | True Mile: 64.929 | Sequence No. 9830 |
| Volume: 163,278 | | MADT: 5,443 |
| Weekday (M-F) MADT: 5,384 | | Weekend (Sa-Su) MADT: 5,640 |



Note: No data September 2013; road closed for reconstruction... Decrease in traffic August/October 2013, June/July 2014, and May to July 2015 due to construction on TH 60... Volume data reported as ATR 197 from 2011-2014



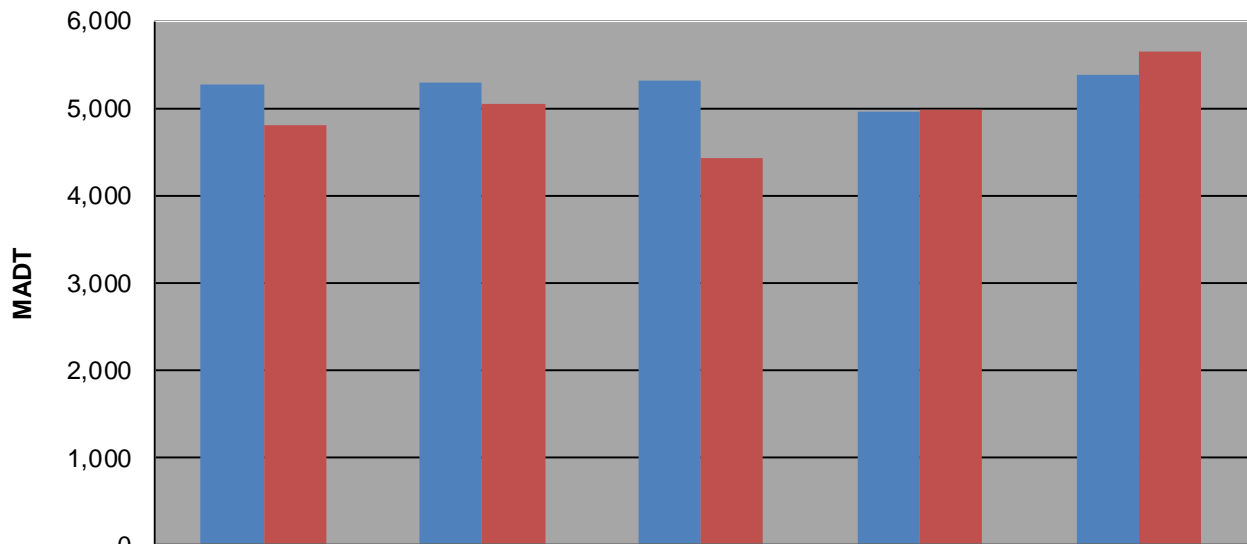
Weekday (WD)/Weekend (WE) Monthly Average Daily Traffic



| | Jan | Feb | Mar | Apr | May | Jun | Jul | Aug | Sep | Oct | Nov | Dec |
|--------|-------|-------|-------|-------|-------|-------|-------|-------|-------|-------|-------|-------|
| '11 WD | 3,904 | 4,172 | 4,446 | 4,906 | 5,166 | 5,358 | 6,000 | 5,798 | 5,598 | 5,416 | 5,280 | 4,998 |
| '11 WE | 3,690 | 3,688 | 4,220 | 4,714 | 4,916 | 5,488 | 5,924 | 6,314 | 5,702 | 5,334 | 4,794 | 4,178 |
| '12 WD | 4,076 | 4,050 | 4,720 | 5,120 | 5,252 | 5,860 | 6,464 | 6,808 | 5,586 | 5,596 | 5,288 | 4,844 |
| '12 WE | 3,420 | 3,828 | 4,300 | 4,832 | 4,948 | 5,690 | 5,952 | 6,780 | 5,512 | 5,564 | 5,048 | 4,284 |
| '13 WD | 4,080 | 4,280 | 4,790 | 4,792 | 5,354 | 5,626 | 5,840 | 3,560 | | 2,882 | 5,314 | 4,592 |
| '13 WE | 3,412 | 3,614 | 4,396 | 4,624 | 5,064 | 5,356 | 5,436 | 4,336 | | 2,884 | 4,430 | 4,832 |
| '14 WD | 3,752 | 4,002 | 4,530 | 5,040 | 5,444 | 4,668 | 5,570 | 5,766 | 5,316 | 5,426 | 4,968 | 4,994 |
| '14 WE | 3,116 | 3,696 | 4,110 | 4,840 | 5,352 | 4,660 | 5,792 | 5,772 | 5,212 | 5,516 | 4,978 | 4,822 |
| '15 WD | 4,268 | 4,670 | 5,058 | 4,728 | 2,070 | 4,958 | 5,120 | 5,896 | 5,900 | 5,786 | 5,384 | |
| '15 WE | 3,948 | 4,084 | 4,722 | 5,272 | 1,822 | 4,926 | 4,740 | 6,168 | 5,838 | 5,836 | 5,640 | |

Note: 'Weekday' defined as Monday-Friday, 'Weekend' defined as Saturday-Sunday

Weekday/Weekend Monthly Average Daily Traffic ('11-'15)



| | Nov-11 | Nov-12 | Nov-13 | Nov-14 | Nov-15 |
|---------|--------|--------|--------|--------|--------|
| Weekday | 5,280 | 5,288 | 5,314 | 4,968 | 5,384 |
| Weekend | 4,794 | 5,048 | 4,430 | 4,978 | 5,640 |