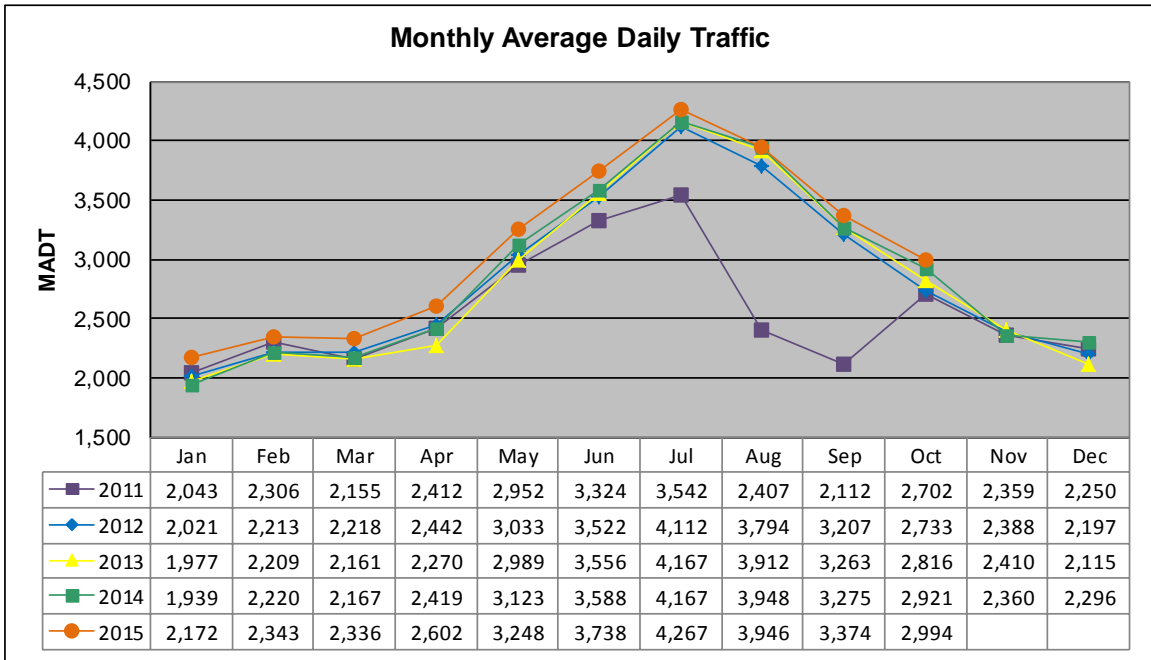


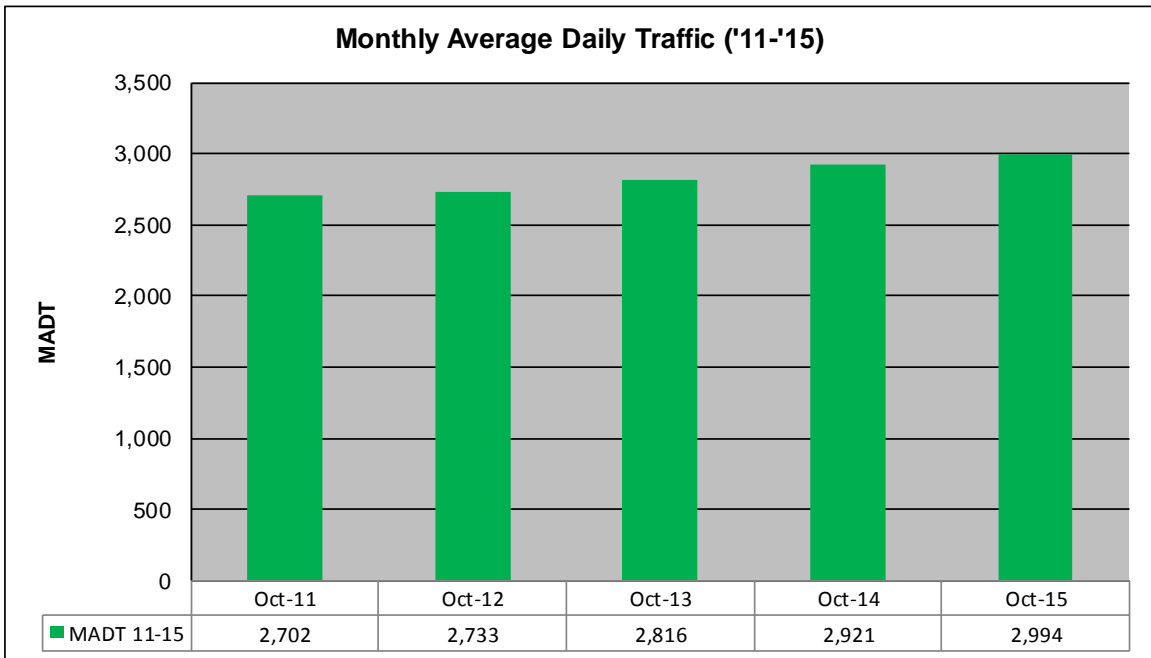
# MONTHLY REPORT, STATION NO. 221 (ATR)

## OCTOBER 2015

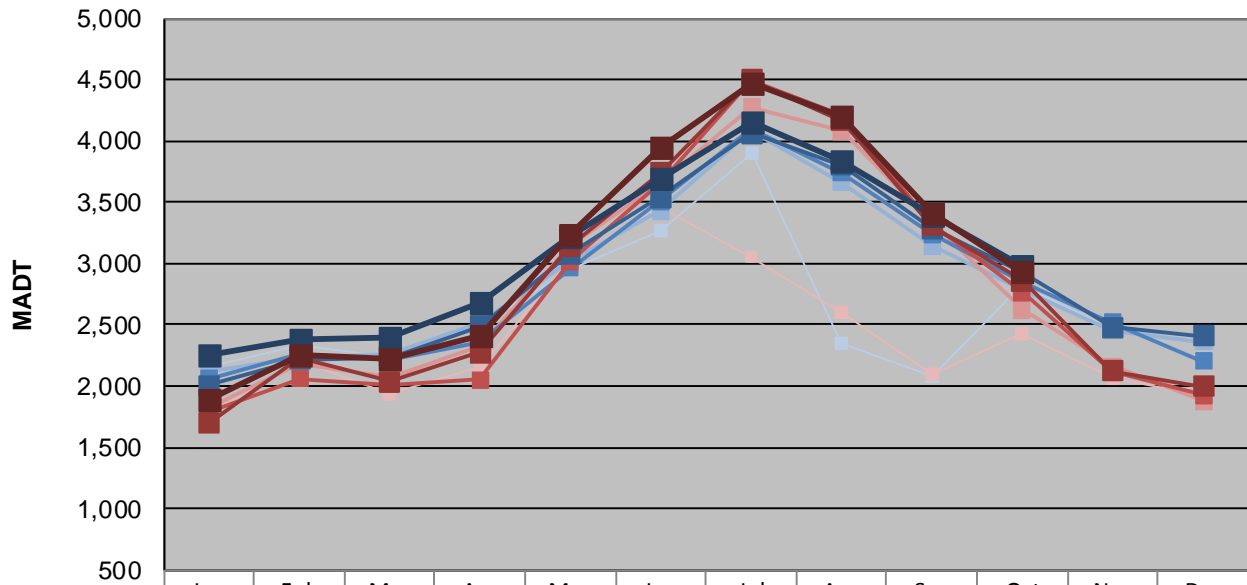
|   |                      |                                    |
|---|----------------------|------------------------------------|
| Station Measurement: VOLUME/SPEED/CLASS                   |                      |                                    |
| Route: TH 34  | Route Direction: N/S | Lanes: 2                           |
| County: Hubbard   | Closest City: Nevis  |                                    |
| Functional Class: Rural Principal Arterial - Other        |                      |                                    |
| Location: 1.5 NE OF CSAH2 (BUNYAN TRAILS RD), NE OF NEVIS |                      |                                    |
| Ref Post: 087+00.730                                      | True Mile: 88.713    | Sequence No. 6728                  |
| <b>Volume: 92,826</b>                                     |                      | <b>MADT: 2,994</b>                 |
| <b>Weekday (M-F) MADT: 2,982</b>                          |                      | <b>Weekend (Sa-Su) MADT: 2,940</b> |



Note: Decrease in traffic July to September 2011 due to construction on TH 34



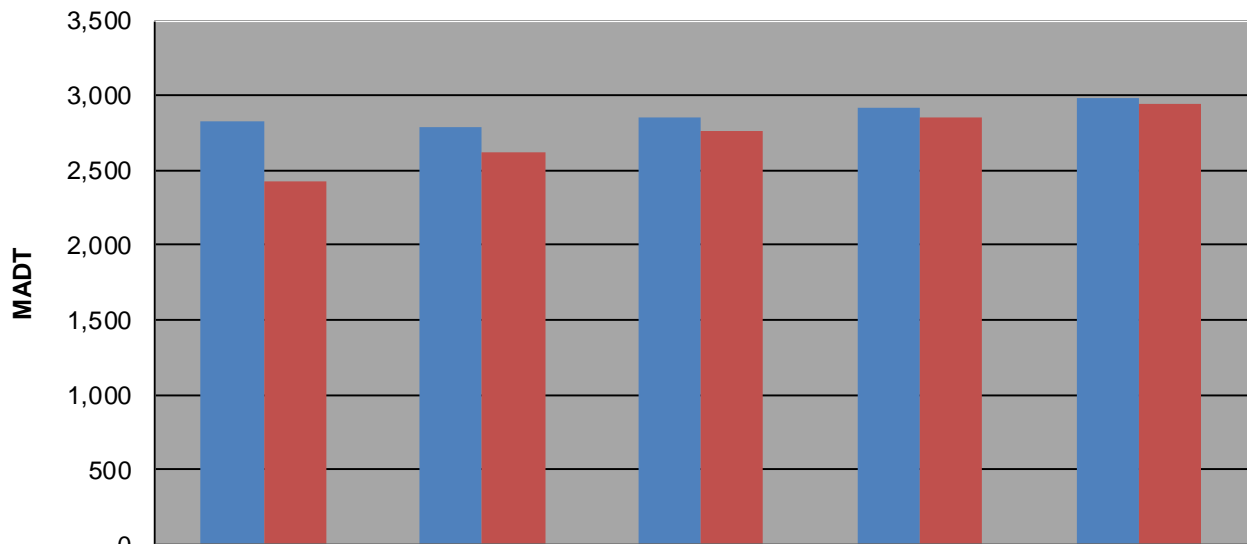
### Weekday (WD)/Weekend (WE) Monthly Average Daily Traffic



|        | Jan   | Feb   | Mar   | Apr   | May   | Jun   | Jul   | Aug   | Sep   | Oct   | Nov   | Dec   |
|--------|-------|-------|-------|-------|-------|-------|-------|-------|-------|-------|-------|-------|
| '11 WD | 2,160 | 2,334 | 2,244 | 2,484 | 2,958 | 3,264 | 3,908 | 2,352 | 2,086 | 2,828 | 2,464 | 2,354 |
| '11 WE | 1,784 | 2,210 | 1,936 | 2,164 | 3,028 | 3,464 | 3,050 | 2,600 | 2,096 | 2,432 | 2,062 | 1,920 |
| '12 WD | 2,120 | 2,236 | 2,258 | 2,512 | 3,026 | 3,430 | 4,086 | 3,662 | 3,144 | 2,788 | 2,458 | 2,360 |
| '12 WE | 1,814 | 2,182 | 2,068 | 2,318 | 3,146 | 3,654 | 4,280 | 4,082 | 3,336 | 2,626 | 2,166 | 1,876 |
| '13 WD | 2,058 | 2,268 | 2,210 | 2,358 | 2,962 | 3,508 | 4,094 | 3,738 | 3,242 | 2,854 | 2,516 | 2,206 |
| '13 WE | 1,780 | 2,060 | 2,012 | 2,052 | 3,020 | 3,652 | 4,490 | 4,204 | 3,330 | 2,762 | 2,112 | 1,924 |
| '14 WD | 2,006 | 2,216 | 2,236 | 2,484 | 3,080 | 3,540 | 4,062 | 3,800 | 3,284 | 2,924 | 2,480 | 2,410 |
| '14 WE | 1,700 | 2,232 | 2,040 | 2,278 | 3,148 | 3,738 | 4,498 | 4,166 | 3,308 | 2,858 | 2,122 | 1,996 |
| '15 WD | 2,258 | 2,380 | 2,402 | 2,674 | 3,220 | 3,692 | 4,160 | 3,834 | 3,392 | 2,982 |       |       |
| '15 WE | 1,890 | 2,250 | 2,226 | 2,408 | 3,234 | 3,944 | 4,466 | 4,208 | 3,408 | 2,940 |       |       |

Note: 'Weekday' defined as Monday-Friday, 'Weekend' defined as Saturday-Sunday

### Weekday/Weekend Monthly Average Daily Traffic ('11-'15)



|         | Oct-11 | Oct-12 | Oct-13 | Oct-14 | Oct-15 |
|---------|--------|--------|--------|--------|--------|
| Weekday | 2,828  | 2,788  | 2,854  | 2,924  | 2,982  |
| Weekend | 2,432  | 2,626  | 2,762  | 2,858  | 2,940  |