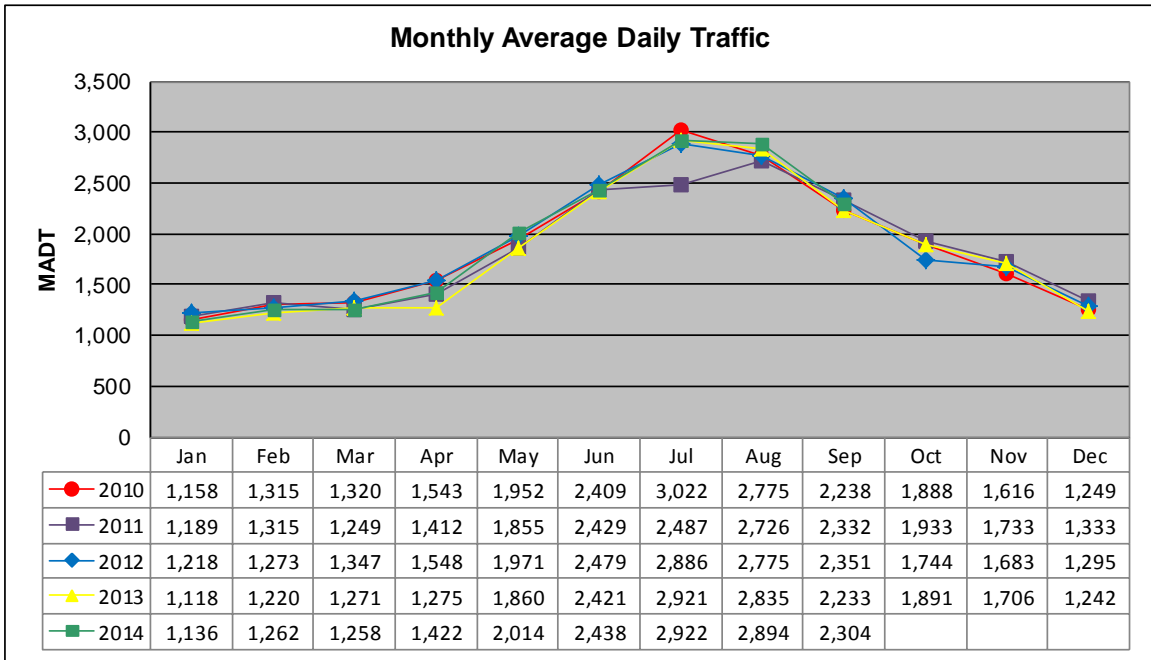


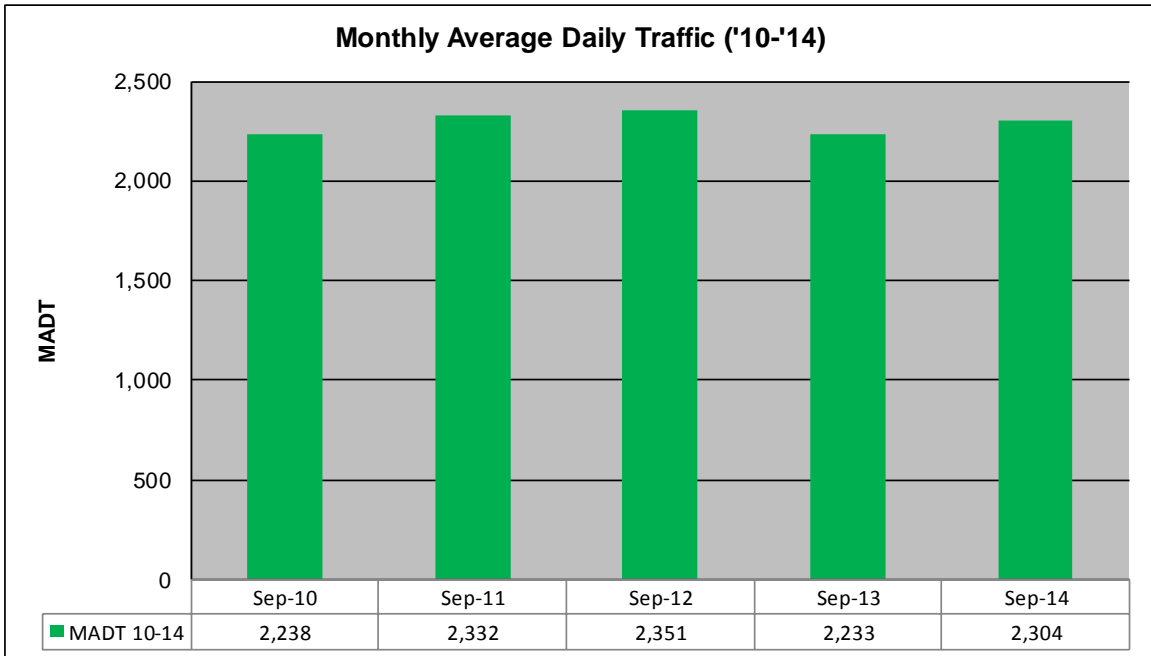
MONTHLY REPORT, STATION NO. 220 (ATR)

SEPTEMBER 2014

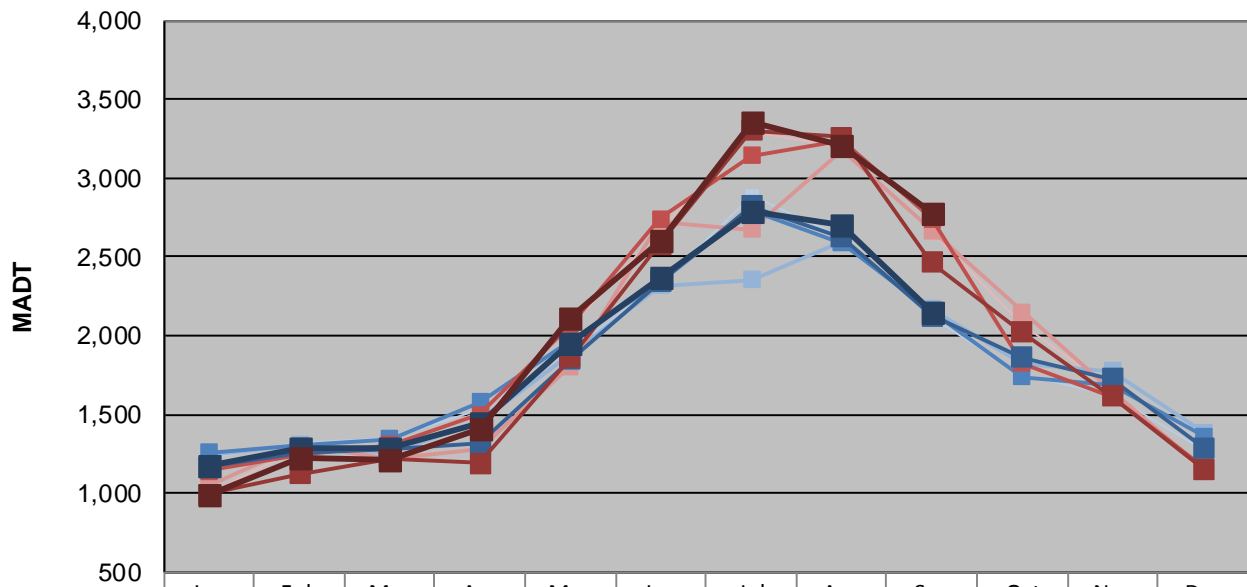
Station Measurement: VOLUME/SPEED/CLASS		
Route: TH 71	Route Direction: N/S	Lanes: 2
County: Hubbard	Closest City: Park Rapids	
Functional Class: Rural Principal Arterial - Other		
Location: S OF CR89, N OF PARK RAPIDS		
Ref Post: 275+00.062	True Mile: 275.098	Sequence No. 6727
Volume: 69,106		MADT: 2,304
Weekday (M-F) MADT: 2,146		Weekend (Sa-Su) MADT: 2,770



Note: Decrease in traffic July 2011 due to construction on CR 34 & CR 113



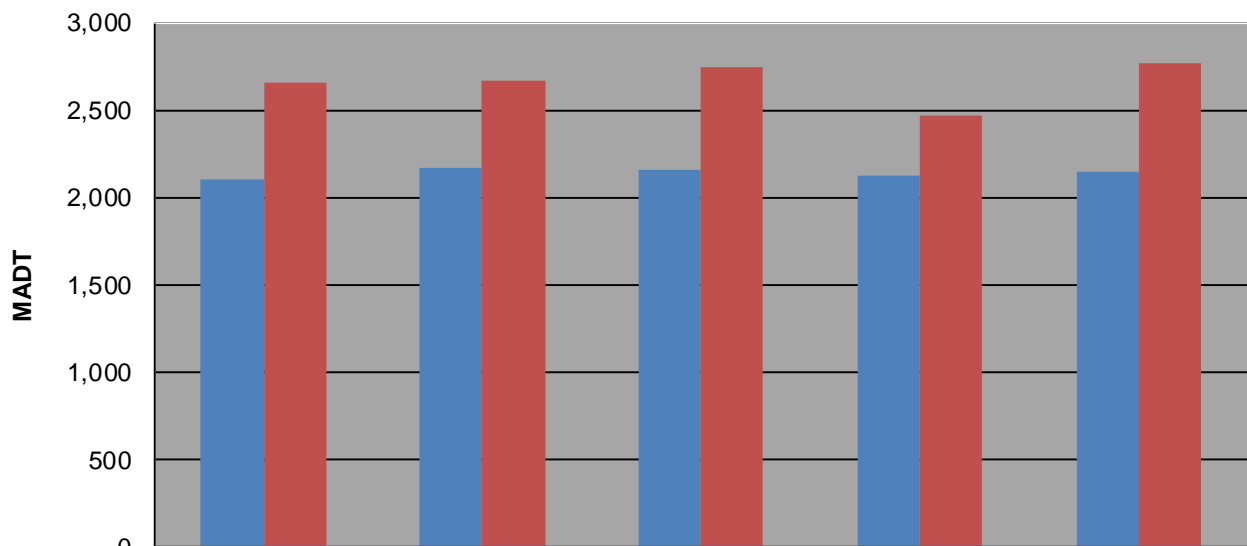
Weekday (WD)/Weekend (WE) Monthly Average Daily Traffic



	Jan	Feb	Mar	Apr	May	Jun	Jul	Aug	Sep	Oct	Nov	Dec
'10 WD	1,228	1,328	1,344	1,534	1,904	2,334	2,886	2,626	2,106	1,756	1,618	1,278
'10 WE	998	1,282	1,282	1,522	2,050	2,674	3,292	3,194	2,658	2,074	1,652	1,128
'11 WD	1,248	1,310	1,258	1,448	1,880	2,320	2,356	2,596	2,170	1,826	1,776	1,386
'11 WE	1,048	1,302	1,220	1,276	1,804	2,726	2,674	3,182	2,668	2,150	1,648	1,154
'12 WD	1,258	1,298	1,346	1,576	1,970	2,338	2,798	2,590	2,156	1,736	1,686	1,364
'12 WE	1,142	1,238	1,308	1,496	2,070	2,742	3,144	3,238	2,742	1,824	1,616	1,164
'13 WD	1,166	1,258	1,278	1,312	1,850	2,342	2,822	2,626	2,124	1,864	1,724	1,286
'13 WE	994	1,124	1,222	1,190	1,864	2,582	3,302	3,258	2,466	2,024	1,618	1,156
'14 WD	1,174	1,280	1,290	1,440	1,954	2,374	2,784	2,706	2,146			
'14 WE	996	1,220	1,210	1,408	2,116	2,600	3,358	3,208	2,770			

Note: 'Weekday' defined as Monday-Friday, 'Weekend' defined as Saturday-Sunday

Weekday/Weekend Monthly Average Daily Traffic ('10-'14)



	Sep-10	Sep-11	Sep-12	Sep-13	Sep-14
Weekday	2,106	2,170	2,156	2,124	2,146
Weekend	2,658	2,668	2,742	2,466	2,770