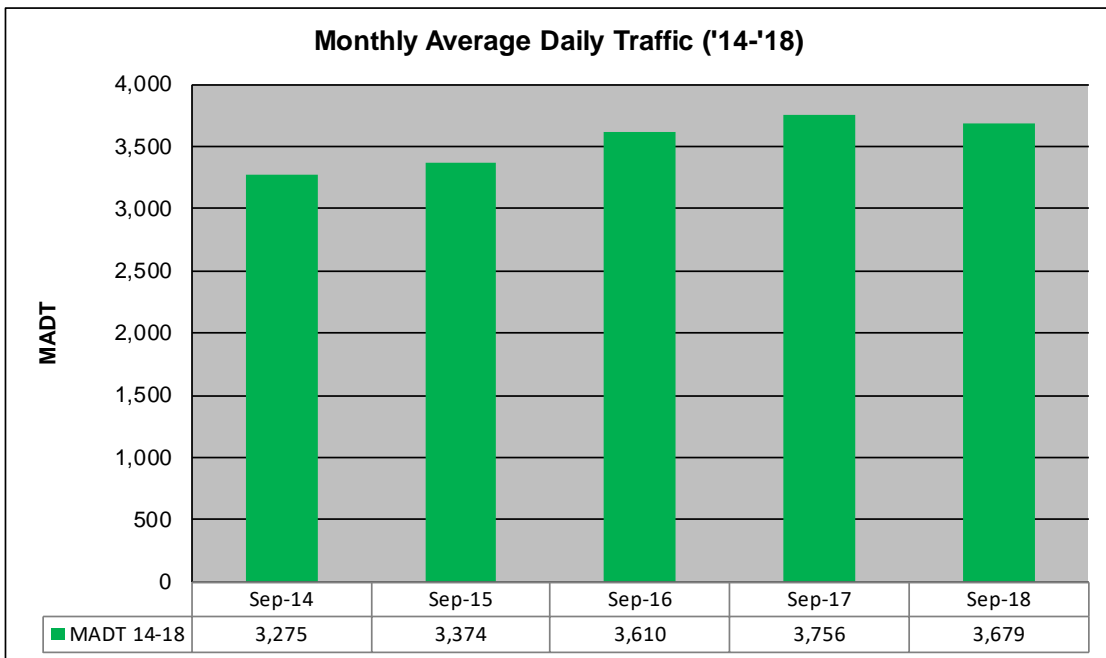
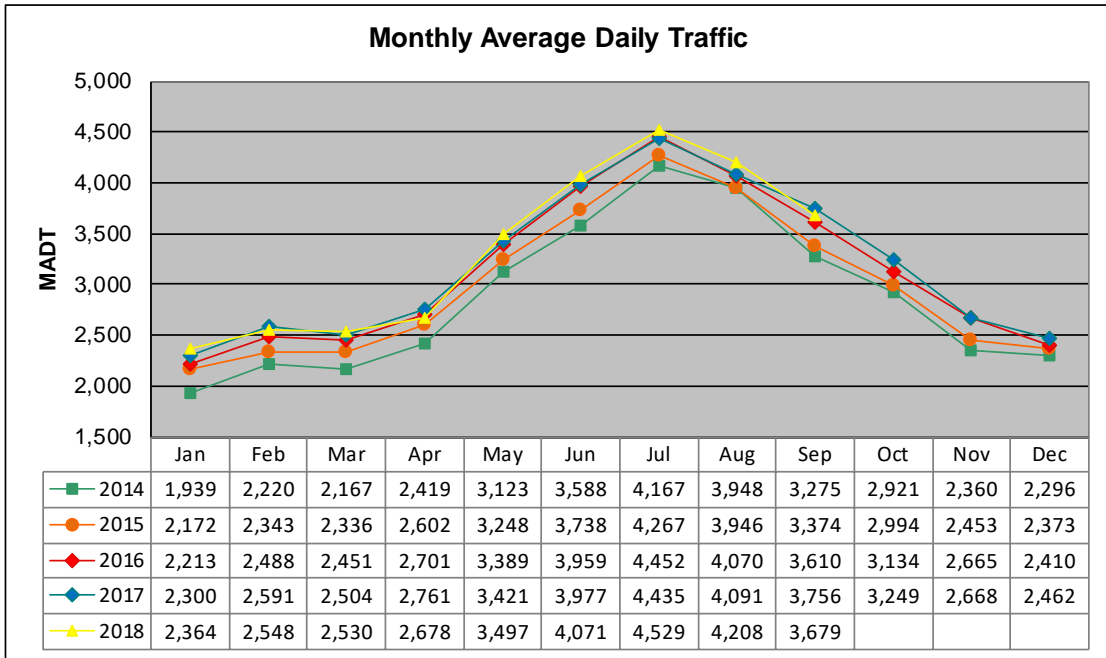


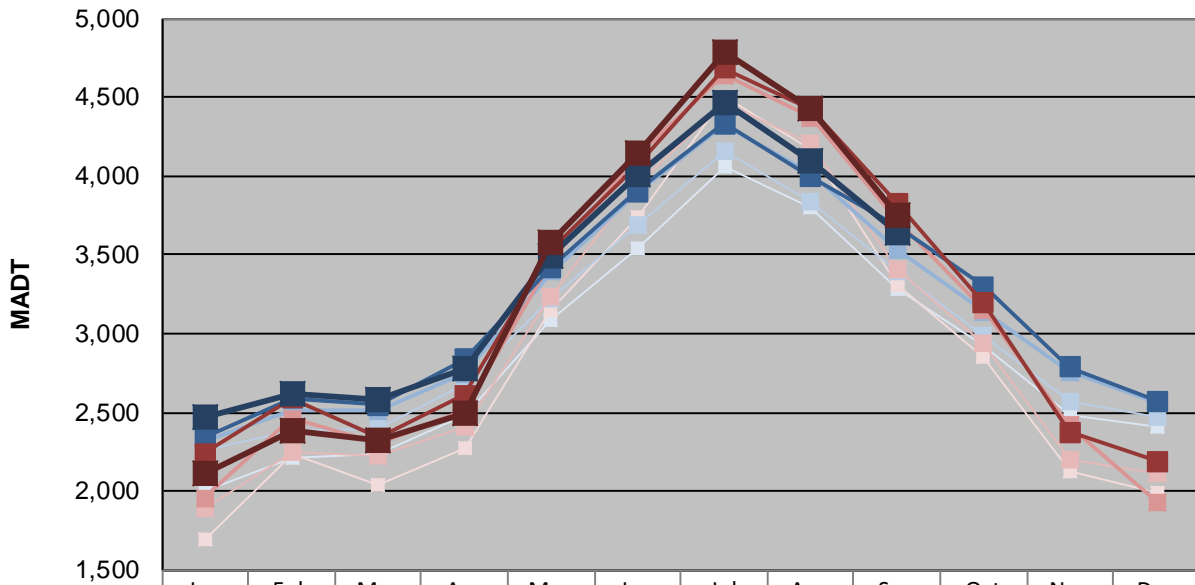
# MONTHLY REPORT, STATION NO. 221 (ATR)

## SEPTEMBER 2018

|   |                      |                                    |
|---|----------------------|------------------------------------|
| Station Measurement: VOLUME/SPEED/CLASS                   |                      |                                    |
| Route: TH 34  | Route Direction: N/S | Lanes: 2                           |
| County: Hubbard   | Closest City: Nevis  |                                    |
| Functional Class: Rural Principal Arterial - Other        |                      |                                    |
| Location: 1.5 NE OF CSAH2 (BUNYAN TRAILS RD), NE OF NEVIS |                      |                                    |
| Ref Post: 087+00.730                                      | True Mile: 88.713    | Sequence No. 6728                  |
| <b>Volume: 110,376</b>                                    |                      | <b>MADT: 3,679</b>                 |
| <b>Weekday (M-F) MADT: 3,644</b>                          |                      | <b>Weekend (Sa-Su) MADT: 3,750</b> |



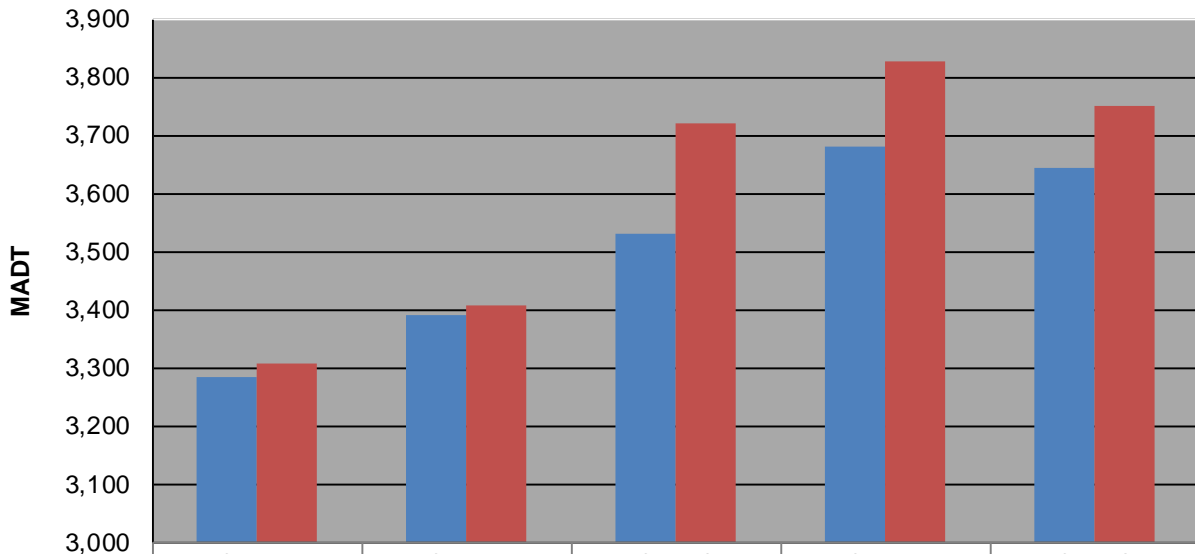
### Weekday (WD)/Weekend (WE) Monthly Average Daily Traffic



|        | Jan   | Feb   | Mar   | Apr   | May   | Jun   | Jul   | Aug   | Sep   | Oct   | Nov   | Dec   |
|--------|-------|-------|-------|-------|-------|-------|-------|-------|-------|-------|-------|-------|
| '14 WD | 2,006 | 2,216 | 2,236 | 2,484 | 3,080 | 3,540 | 4,062 | 3,800 | 3,284 | 2,924 | 2,480 | 2,410 |
| '14 WE | 1,700 | 2,232 | 2,040 | 2,278 | 3,148 | 3,738 | 4,498 | 4,166 | 3,308 | 2,858 | 2,122 | 1,996 |
| '15 WD | 2,258 | 2,380 | 2,402 | 2,674 | 3,220 | 3,692 | 4,160 | 3,834 | 3,392 | 2,982 | 2,574 | 2,470 |
| '15 WE | 1,890 | 2,250 | 2,226 | 2,408 | 3,234 | 3,944 | 4,466 | 4,208 | 3,408 | 2,940 | 2,202 | 2,110 |
| '16 WD | 2,320 | 2,512 | 2,510 | 2,746 | 3,388 | 3,896 | 4,322 | 4,014 | 3,532 | 3,138 | 2,756 | 2,566 |
| '16 WE | 1,954 | 2,462 | 2,310 | 2,512 | 3,464 | 4,132 | 4,642 | 4,372 | 3,720 | 3,148 | 2,416 | 1,934 |
| '17 WD | 2,342 | 2,592 | 2,548 | 2,838 | 3,420 | 3,902 | 4,332 | 3,994 | 3,680 | 3,296 | 2,786 | 2,570 |
| '17 WE | 2,242 | 2,588 | 2,338 | 2,610 | 3,530 | 4,070 | 4,686 | 4,428 | 3,826 | 3,196 | 2,374 | 2,188 |
| '18 WD | 2,468 | 2,614 | 2,578 | 2,780 | 3,494 | 4,004 | 4,468 | 4,094 | 3,644 |       |       |       |
| '18 WE | 2,112 | 2,388 | 2,324 | 2,498 | 3,584 | 4,146 | 4,780 | 4,428 | 3,750 |       |       |       |

Note: 'Weekday' defined as Monday-Friday, 'Weekend' defined as Saturday-Sunday

### Weekday/Weekend Monthly Average Daily Traffic ('14-'18)



|         | Sep-14 | Sep-15 | Sep-16 | Sep-17 | Sep-18 |
|---------|--------|--------|--------|--------|--------|
| Weekday | 3,284  | 3,392  | 3,532  | 3,680  | 3,644  |
| Weekend | 3,308  | 3,408  | 3,720  | 3,826  | 3,750  |