

View Vehicles Report, WIM #033

Dates: 8/1/16 - 8/31/16
 Classes: 4-13
 GVW Above: 150 kips; Steer Above: 5 kips; Speed Above: 25 mph


Minnesota Department of Transportation
 Office of Transportation System Management
 Generated by BullReporter

Thumbnail	Vehicle Data
	<p>Lane-2 [51883] Class-13 57mph 194.6kips ESAL=6.894 8/1/2016 20:12:38 <i>Overweight. Over GVW.</i></p>  <p>4.5 15.5 4.5 4.5 35.6 4.5 4.6 10.6 4.6 5.0 12.9 19.6 18.8 17.6 17.1 17.7 18.7 18.6 10.2 15.3 15.0 14.1 11.9 kips</p>
	<p>Lane-1 [52953] Class-13 54mph 158.5kips ESAL=8.962 8/2/2016 07:45:56 <i>Overweight. Over GVW.</i></p>  <p>14.8 4.6 4.7 34.8 4.4 4.3 16.5 13.7 21.7 21.6 20.8 24.5 24.9 14.2 17.2 kips</p>
	<p>Lane-1 [55047] Class-13 56mph 150.9kips ESAL=8.448 8/2/2016 13:17:53 <i>Overweight. Over GVW.</i></p>  <p>14.7 4.6 4.6 35.9 4.3 4.8 14.0 19.3 19.5 20.4 20.0 20.1 20.0 18.6 13.2 kips</p>
	<p>Lane-1 [64407] Class-13 58mph 170.4kips ESAL=8.807 8/4/2016 07:51:18 <i>Overweight. Over GVW.</i></p>  <p>14.3 4.6 4.6 35.2 5.4 4.5 4.7 13.2 17.3 19.6 21.0 20.3 15.9 21.5 21.5 19.5 14.0 kips</p>
	<p>Lane-1 [1801] Class-13 50mph 201.2kips ESAL=7.720 8/4/2016 14:30:08</p>  <p>5.1 14.2 5.1 5.1 61.3 5.0 5.1 15.9 5.1 5.0 17.4 15.6 16.3 15.6 15.6 15.9 17.3 16.1 16.9 21.1 21.7 12.8 16.3 kips</p>
	<p>Lane-2 [6938] Class-13 45mph 251.5kips ESAL=16.239 8/5/2016 12:40:18</p>  <p>6.1 16.2 6.0 43.1 6.0 16.1 6.0 19.6 5.1 5.0 21.1 22.8 19.6 21.1 21.7 23.6 21.6 22.1 21.5 22.2 16.4 kips</p>
	<p>Lane-2 [8269] Class-13 60mph 153.6kips ESAL=5.198 8/5/2016 15:33:13 <i>Overweight. Over GVW.</i></p>  <p>10.5 4.8 4.7 4.7 32.5 4.9 4.6 4.6 13.4 14.4 19.5 20.6 19.2 20.2 8.4 14.6 15.5 7.9 13.3 kips</p>
	<p>Lane-1 [12128] Class-13 51mph 176.9kips ESAL=4.495 8/6/2016 11:00:38 <i>Overweight. Over GVW.</i></p>  <p>4.5 15.5 4.6 4.5 35.8 4.6 4.6 10.8 4.5 4.6 15.8 14.6 14.2 15.8 15.4 14.8 17.0 18.1 10.2 15.5 15.8 14.3 11.3 kips</p>
	<p>Lane-1 [12952] Class-13 50mph 212.9kips ESAL=9.242 8/6/2016 13:22:26</p>  <p>5.1 16.2 5.1 5.0 85.2 5.1 5.0 16.7 4.5 4.5 17.7 16.0 17.5 17.1 18.3 17.4 19.3 19.7 18.6 19.1 18.5 17.6 13.8 kips</p>
	<p>Lane-1 [13041] Class-13 50mph 169.7kips ESAL=3.642 8/6/2016 13:36:22</p>  <p>5.1 16.2 5.1 5.1 73.2 5.1 5.0 16.3 4.5 4.6 17.6 15.0 14.9 14.0 15.3 15.2 12.5 12.7 12.9 12.6 12.5 20.5 11.6 kips</p>

Photo Not Available



Lane-1 Class-13 47mph 208.6kips ESAL=8.524 8/11/2016 10:37:35



Lane-2 Class-13 58mph 166.8kips ESAL=6.011 8/15/2016 10:09:16



Lane-1 Class-13 50mph 178.0kips ESAL=4.577 8/20/2016 14:09:16

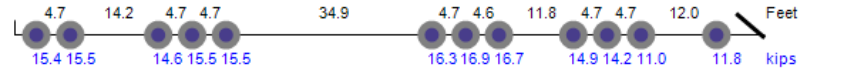


Photo Not Available




Lane-1 Class-13 50mph 212.2kips ESAL=8.986 8/21/2016 09:04:46



Photo Not Available



Lane-1 Class-13 52mph 187.5kips ESAL=5.506 8/21/2016 09:48:11



Lane-1 Class-13 52mph 187.2kips ESAL=7.274 8/22/2016 19:03:11




Lane-2 Class-13 60mph 161.9kips ESAL=11.008 8/23/2016 13:53:40



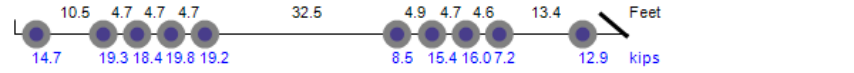
Lane-1 Class-13 50mph 210.6kips ESAL=8.703 8/24/2016 10:26:21




Lane-1 Class-13 49mph 179.2kips ESAL=4.474 8/24/2016 11:24:35



Lane-2 Class-13 53mph 151.3kips ESAL=4.705 8/24/2016 11:25:13



Lane-1 Class-13 51mph 197.2kips ESAL=7.112 8/24/2016 11:52:02



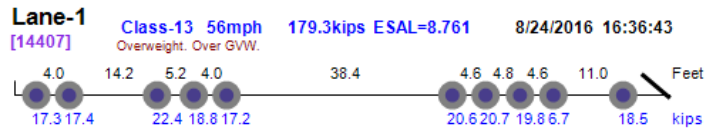
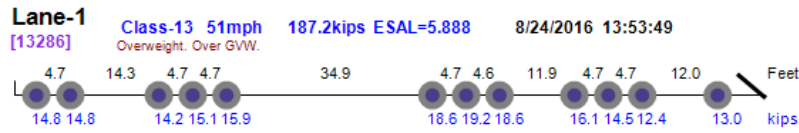


Photo Not Available

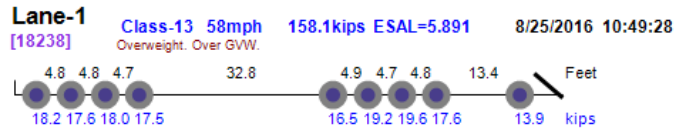


Photo Not Available

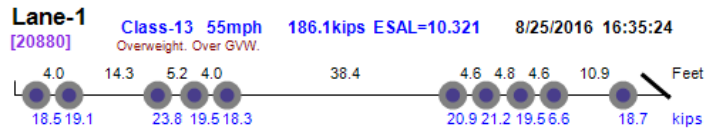


Photo Not Available

