









View Vehicles Report, WIM #037

Dates: 8/1/16 - 8/31/16

Classes: 4-13

GVW Above: 150 kips; Steer Above: 5 kips; Speed Above: 25 mph

Minnesota Department of Transportation
Office of Transportation System Management
Generated by BullReporter

Thumbnail	Vehicle Data
	<p>Lane-1 [7076] Class-13 65mph 164.2kips ESAL=3.561 8/4/2016 11:31:31</p> <p>5.0 14.5 5.0 4.6 33.2 4.5 4.6 13.2 4.5 4.3 13.3 Feet 11.0 12.2 17.3 16.9 17.6 13.9 13.7 13.7 14.6 15.0 10.3 8.0 kips</p>
	<p>Lane-1 [30994] Class-13 63mph 155.8kips ESAL=2.210 8/8/2016 15:38:22</p> <p>4.3 12.5 4.2 4.3 36.9 4.1 4.2 11.0 4.3 4.3 15.5 Feet 13.3 14.2 13.9 13.9 13.7 14.4 14.3 15.2 9.3 9.7 10.2 13.8 kips</p>
	<p>Lane-1 [2314] Class-13 65mph 180.7kips ESAL=4.778 8/15/2016 09:08:59</p> <p>5.1 5.1 14.2 5.1 5.1 38.3 5.1 5.0 14.1 4.5 20.0 Feet 14.3 14.5 14.3 15.3 15.3 15.2 13.1 13.8 14.0 17.5 17.3 16.3 k</p>
	<p>Lane-1 [30651] Class-13 50mph 171.4kips ESAL=5.450 8/16/2016 06:41:34</p> <p>4.1 9.9 5.1 5.2 5.2 18.0 5.1 13.7 4.6 20.0 Feet 11.9 12.5 16.4 14.5 14.1 12.8 21.7 21.2 15.0 16.0 15.5 kips</p>
	<p>Lane-1 [2175] Class-13 63mph 152.5kips ESAL=3.258 8/26/2016 13:24:34</p> <p>5.1 14.8 5.1 5.1 35.4 5.1 14.8 4.6 4.6 13.4 Feet 13.3 15.2 15.0 15.5 15.3 17.2 15.5 13.4 13.7 7.5 10.9 kips</p>
	<p>Lane-1 [39825] Class-13 65mph 181.2kips ESAL=6.034 8/29/2016 12:28:05</p> <p>4.9 14.5 4.9 4.5 33.0 4.6 4.5 13.5 4.4 4.4 13.2 Feet 13.7 13.0 20.6 20.5 20.3 15.1 14.9 14.6 14.8 14.4 12.1 7.2 kips</p>
	<p>Lane-1 [64813] Class-13 71mph 152.2kips ESAL=3.216 8/30/2016 08:40:53</p> <p>5.1 14.4 4.7 4.7 36.9 4.7 13.5 4.6 4.5 14.3 Feet 13.4 14.1 15.0 15.9 15.7 15.6 16.2 13.6 13.4 7.9 11.4 kips</p>
	<p>Lane-1 [4560] Class-13 68mph 151.4kips ESAL=3.786 8/30/2016 11:39:25</p> <p>4.7 12.3 4.7 4.6 36.1 5.2 4.5 4.5 12.2 Feet 12.7 14.6 15.2 15.3 15.3 11.0 19.8 20.6 11.7 15.1 kips</p>