

# View Vehicles Report, WIM #059


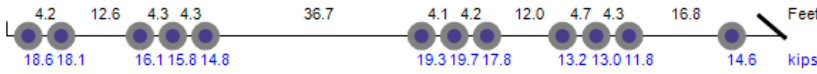

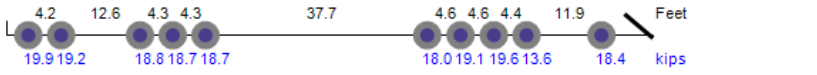

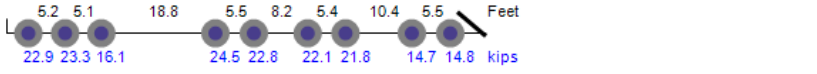

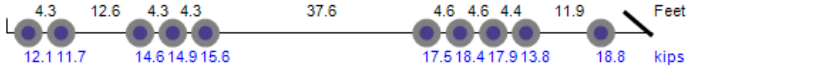
Dates: 2/1/2017 - 2/28/2017

Classes: 4-14

GVW Above: 150 kips; GVW Below: 500 kips; Steer Above: 5 kips; Speed Above: 25 mph

Hour Range: 0-23

Minnesota Department of Transportation  
Office of Transportation System Management  
Generated by BullReporter

Thumbnail	Vehicle Data
<p>Photo Not Available</p> 	<p><b>Lane-1</b> [46813] <span style="color: red;">Class-13 48mph</span> <span style="color: blue;">192.7kips ESAL=5.427</span> 2/8/2017 17:33:42 <span style="color: red;">Overweight. Over GVW.</span></p>  <p style="font-size: small;">4.2 12.6 4.3 4.3 36.7 4.1 4.2 12.0 4.7 4.3 16.8 18.6 18.1 16.1 15.8 14.8 19.3 19.7 17.8 13.2 13.0 11.8 14.6 kips</p>
<p>Photo Not Available</p> 	<p><b>Lane-1</b> [4998] <span style="color: red;">Class-13 64mph</span> <span style="color: blue;">184.0kips ESAL=7.477</span> 2/15/2017 09:30:43 <span style="color: red;">Overweight. Over GVW.</span></p>  <p style="font-size: small;">4.2 12.6 4.3 4.3 37.7 4.6 4.6 4.4 11.9 19.9 19.2 18.8 18.7 18.7 18.0 19.1 19.6 13.6 18.4 kips</p>
<p>Photo Not Available</p> 	<p><b>Lane-1</b> [15250] <span style="color: red;">Class-13 51mph</span> <span style="color: blue;">183.0kips ESAL=12.307</span> 2/16/2017 09:56:38</p>  <p style="font-size: small;">5.2 5.1 18.8 5.5 8.2 5.4 10.4 5.5 22.9 23.3 16.1 24.5 22.8 22.1 21.8 14.7 14.8 kips</p>
<p>Photo Not Available</p> 	<p><b>Lane-2</b> [27591] <span style="color: red;">Class-13 74mph</span> <span style="color: blue;">155.3kips ESAL=4.409</span> 2/23/2017 16:13:23 <span style="color: red;">Overweight. Over GVW.</span></p>  <p style="font-size: small;">4.3 12.6 4.3 4.3 37.6 4.6 4.6 4.4 11.9 12.1 11.7 14.6 14.9 15.6 17.5 18.4 17.9 13.8 18.8 kips</p>