

View Vehicles Report, WIM #047








Dates: 08/01/2018 - 08/31/2018

Classes: 4-14

GVW Above: 150 kips; GVW Below: 500 kips; Steer Above: 5 kips; Speed Above: 25 mph

Hour Range: 0-23

Minnesota Department of Transportation
Office of Transportation System Management
Generated by BullReporter

Thumbnail	Vehicle Data
	<p>Lane-1 [26857] Class-13 29mph 164.8kips ESAL=9.059 8/1/2018 06:31:52 <i>Overweight. Over GVW.</i></p> <p>4.5 14.3 4.6 4.5 38.4 4.4 4.6 14.8 Feet 13.0 13.5 19.7 21.4 21.0 22.3 22.3 16.4 15.2 kips</p>
	<p>Lane-1 [3073] Class-13 45mph 153.6kips ESAL=8.804 8/3/2018 04:57:11</p> <p>6.6 5.9 5.9 6.0 5.9 5.9 5.8 Feet 12.5 20.9 22.0 22.2 14.1 19.5 19.5 22.9 kips</p>
	<p>Lane-1 [33958] Class-13 32mph 150.7kips ESAL=8.064 8/14/2018 05:15:01</p> <p>6.6 5.9 5.9 6.0 5.9 5.9 5.8 Feet 12.4 20.6 22.0 22.1 13.5 19.3 18.9 21.9 kips</p>
	<p>Lane-1 [14701] Class-13 48mph 152.6kips ESAL=9.248 8/19/2018 10:55:45 <i>Overweight. Over GVW.</i></p> <p>4.6 14.2 4.6 4.6 36.4 4.4 4.6 13.6 Feet 14.7 14.8 11.9 12.7 12.7 27.1 28.9 14.5 15.5 kips</p>
	<p>Lane-1 [5079] Class-13 35mph 164.1kips ESAL=9.568 8/24/2018 20:01:58 <i>Overweight. Over GVW.</i></p> <p>5.0 14.2 4.6 4.6 35.7 4.6 4.5 13.9 Feet 14.3 14.5 15.9 16.2 16.8 20.6 30.6 20.6 14.5 kips</p>
	<p>Lane-1 [11578] Class-13 31mph 151.1kips ESAL=6.870 8/28/2018 14:21:24 <i>Overweight. Over GVW.</i></p> <p>5.0 14.2 4.6 4.6 35.6 4.5 4.6 13.9 Feet 11.5 11.8 15.9 16.1 16.6 21.8 22.6 18.6 16.3 kips</p>
	<p>Lane-1 [49999] Class-13 32mph 176.0kips ESAL=10.476 8/30/2018 11:10:48 <i>Overweight. Over GVW.</i></p> <p>5.0 14.2 4.6 4.6 38.0 4.4 4.8 14.2 Feet 18.0 17.9 18.0 18.6 19.2 23.1 23.1 18.4 19.7 kips</p>