

# View Vehicles Report, WIM #033







Dates: 09/01/2018 - 09/30/2018

Classes: 4-14

GVW Above: 150 kips; GVW Below: 500 kips; Steer Above: 5 kips; Speed Above: 25 mph

Hour Range: 0-23

Minnesota Department of Transportation  
Office of Transportation System Management  
Generated by BullReporter

Thumbnail	Vehicle Data
	<p><b>Lane-1</b> [34589] <b>Class-13 53mph</b> <b>169.1kips ESAL=4.543</b> <b>9/6/2018 08:53:46</b> <i>Overweight. Over GVW.</i></p> <p>5.1 14.4 4.7 4.6 33.8 5.1 5.1 8.4 4.4 4.6 11.7 Feet 13.4 13.5 19.0 17.9 15.1 15.8 15.8 16.0 12.6 12.0 6.5 11.5 kips</p>
	<p><b>Lane-1</b> [35513] <b>Class-13 56mph</b> <b>160.0kips ESAL=9.289</b> <b>9/6/2018 11:36:59</b> <i>Overweight. Over GVW.</i></p> <p>4.6 14.5 4.6 4.6 35.9 4.5 4.6 14.6 Feet 10.4 10.5 19.3 18.7 19.2 24.1 24.0 17.2 16.8 kips</p>
	<p><b>Lane-1</b> [58680] <b>Class-13 52mph</b> <b>185.4kips ESAL=8.610</b> <b>9/10/2018 14:47:25</b> <i>Overweight. Over GVW.</i></p> <p>4.6 14.2 4.6 4.7 35.8 4.5 4.5 14.1 4.6 17.6 Feet 19.1 18.5 18.4 17.6 18.2 21.3 20.0 19.4 19.7 13.2 kips</p>
	<p><b>Lane-2</b> [8424] <b>Class-13 59mph</b> <b>159.7kips ESAL=8.324</b> <b>9/13/2018 07:30:28</b> <i>Overweight. Over GVW.</i></p> <p>4.6 12.2 4.6 4.6 35.6 4.4 4.8 14.2 Feet 15.4 16.4 15.3 16.1 16.1 24.7 23.7 17.4 14.7 kips</p>
	<p><b>Lane-2</b> [31375] <b>Class-13 57mph</b> <b>176.6kips ESAL=5.748</b> <b>9/17/2018 10:37:43</b> <i>Overweight. Over GVW.</i></p> <p>4.6 14.3 4.6 4.6 35.1 4.6 13.6 4.6 4.5 12.8 Feet 15.9 15.7 17.1 16.4 18.1 20.5 17.5 15.3 15.5 14.6 10.1 kips</p>
	<p><b>Lane-2</b> [46836] <b>Class-13 62mph</b> <b>158.2kips ESAL=7.459</b> <b>9/20/2018 07:45:39</b> <i>Overweight. Over GVW.</i></p> <p>4.5 14.2 4.7 4.6 38.0 4.5 4.6 14.9 Feet 12.1 13.5 15.2 17.9 20.5 20.5 22.0 18.6 18.0 kips</p>