

# View Vehicles Report, WIM #047





Dates: 09/01/2018 - 09/30/2018

Classes: 4-14

GVW Above: 150 kips; GVW Below: 500 kips; Steer Above: 5 kips; Speed Above: 25 mph

Hour Range: 0-23

Minnesota Department of Transportation  
Office of Transportation System Management  
Generated by BullReporter

Thumbnail	Vehicle Data
	<p><b>Lane-1</b> [7725] <b>Class-13 29mph</b> <b>177.5kips ESAL=7.471</b> <b>9/4/2018 08:46:41</b> <i>Ovenweight. Over GVW.</i></p> <p>4.5 14.2 4.6 4.6 32.9 5.2 4.5 4.5 13.8 Feet 14.6 15.0 18.1 18.4 17.6 16.2 20.9 21.2 16.2 19.2 kips</p>
	<p><b>Lane-2</b> [59483] <b>Class-13 29mph</b> <b>166.7kips ESAL=9.495</b> <b>9/13/2018 10:20:58</b> <i>Ovenweight. Over GVW.</i></p> <p>4.5 4.6 4.6 37.6 4.3 4.4 13.4 Feet 21.3 21.6 21.6 21.7 25.7 28.0 11.1 15.8 kips</p>
	<p><b>Lane-1</b> [40788] <b>Class-13 31mph</b> <b>158.3kips ESAL=5.239</b> <b>9/25/2018 14:21:51</b></p> <p>5.1 4.6 4.5 16.8 5.4 7.8 5.4 10.4 5.5 Feet 12.5 13.1 13.8 13.1 19.6 20.6 17.9 19.6 13.4 14.8 kips</p>
	<p><b>Lane-1</b> [10001] <b>Class-13 33mph</b> <b>169.6kips ESAL=8.691</b> <b>9/27/2018 08:31:35</b> <i>Ovenweight. Over GVW.</i></p> <p>5.0 14.2 4.6 4.6 37.9 4.3 4.9 14.1 Feet 17.3 17.2 18.9 18.9 19.2 19.5 19.8 20.3 18.7 kips</p>