

# View Vehicles Report, WIM #032











Dates: 10/01/2018 - 10/31/2018

Classes: 4-14

GVW Above: 150 kips; GVW Below: 500 kips; Steer Above: 5 kips; Speed Above: 25 mph

Hour Range: 0-23

Minnesota Department of Transportation  
Office of Transportation System Management  
Generated by BullReporter

Thumbnail	Vehicle Data
	<p><b>Lane-1</b> [36527] <b>Class-13 58mph</b> <b>151.9kips</b> <b>ESAL=6.423</b> <b>10/1/2018 14:39:46</b> <i>Overweight. Over GVW.</i></p> <p>5.0 14.6 4.5 4.5 36.5 4.5 4.6 16.0 Feet 15.4 14.1 13.6 13.9 15.4 19.5 20.5 21.0 18.5 kips</p>
	<p><b>Lane-4</b> [9999] <b>Class-13 50mph</b> <b>162.6kips</b> <b>ESAL=8.368</b> <b>10/2/2018 18:09:36</b></p> <p>5.1 5.1 19.9 5.5 8.1 5.5 11.5 5.6 Feet 15.6 15.6 15.4 24.1 24.8 19.8 18.8 13.8 14.6 kips</p>
	<p><b>Lane-4</b> [29919] <b>Class-13 63mph</b> <b>200.8kips</b> <b>ESAL=7.311</b> <b>10/3/2018 13:17:26</b> <i>Overweight. Over GVW.</i></p> <p>5.1 14.8 5.1 5.1 36.2 5.1 5.1 14.2 4.6 4.6 15.5 Feet 20.0 19.3 17.2 17.3 17.3 17.3 16.3 15.6 15.4 15.8 14.7 14.5 kips</p>
	<p><b>Lane-4</b> [33860] <b>Class-13 51mph</b> <b>152.1kips</b> <b>ESAL=3.637</b> <b>10/3/2018 15:20:40</b></p> <p>5.1 15.1 5.1 52.9 5.1 15.0 5.1 18.4 5.1 18.0 Feet 12.2 13.0 13.2 12.0 11.0 10.7 11.7 13.3 18.8 19.5 kips</p>
	<p><b>Lane-1</b> [53359] <b>Class-13 68mph</b> <b>153.0kips</b> <b>ESAL=8.119</b> <b>10/4/2018 08:48:26</b> <i>Overweight. Over GVW.</i></p> <p>4.5 4.6 4.6 35.9 4.5 4.6 16.6 Feet 16.3 19.3 22.2 22.8 19.7 20.4 15.6 16.8 kips</p>
	<p><b>Lane-4</b> [57455] <b>Class-13 50mph</b> <b>157.0kips</b> <b>ESAL=5.207</b> <b>10/8/2018 07:04:54</b></p> <p>5.2 4.6 4.6 16.9 5.5 8.0 5.4 10.6 5.6 Feet 12.4 13.4 13.7 12.2 16.7 19.4 22.1 19.6 13.4 14.2 kips</p>
	<p><b>Lane-4</b> [32689] <b>Class-13 59mph</b> <b>159.2kips</b> <b>ESAL=11.444</b> <b>10/9/2018 13:39:41</b> <i>Overweight. Over GVW.</i></p> <p>4.8 12.5 4.6 4.7 36.3 4.4 4.7 13.6 Feet 2.6 11.8 19.1 22.0 23.7 25.1 24.4 19.6 11.0 kips</p>
	<p><b>Lane-4</b> [50422] <b>Class-13 63mph</b> <b>169.0kips</b> <b>ESAL=6.087</b> <b>10/17/2018 20:03:36</b> <i>Overweight. Over GVW.</i></p> <p>4.6 14.3 4.5 4.6 39.1 5.0 4.6 5.1 15.3 Feet 16.3 17.2 15.7 15.4 15.8 17.3 15.8 17.1 19.1 19.3 kips</p>
	<p><b>Lane-4</b> [60684] <b>Class-13 44mph</b> <b>199.6kips</b> <b>ESAL=7.222</b> <b>10/18/2018 08:52:34</b> <i>Overweight. Over GVW.</i></p> <p>5.2 4.6 4.6 14.3 6.3 5.5 8.1 5.4 10.1 5.4 5.5 Feet 15.7 15.5 16.9 16.3 16.0 17.5 17.0 13.3 12.5 22.8 17.0 19.2 kips</p>
	<p><b>Lane-2</b> [5787] <b>Class-13 70mph</b> <b>153.4kips</b> <b>ESAL=8.915</b> <b>10/18/2018 13:31:30</b> <i>Overweight. Over GVW.</i></p> <p>14.0 4.6 4.6 37.4 4.4 4.6 19.9 Feet 19.2 19.7 19.7 20.5 20.0 20.2 20.5 13.5 kips</p>

Thumbnail

Vehicle Data

Photo Not Available



**Lane-1** **Class-13 63mph** **154.3kips ESAL=6.837** **10/23/2018 08:03:22**  
[35599] *Ovenweight. Over GVW.*

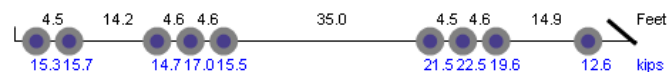


Photo Not Available



**Lane-4** **Class-13 67mph** **164.1kips ESAL=7.443** **10/28/2018 09:17:13**  
[2527] *Ovenweight. Over GVW.*

