

# View Vehicles Report, WIM #047







Dates: 10/01/2018 - 10/31/2018

Classes: 4-14

GVW Above: 150 kips; GVW Below: 500 kips; Steer Above: 5 kips; Speed Above: 25 mph

Hour Range: 0-23

Minnesota Department of Transportation  
Office of Transportation System Management  
Generated by BullReporter

Thumbnail	Vehicle Data
	<p><b>Lane-1</b> [40530] <b>Class-13 30mph</b> <b>234.3kips</b> <b>ESAL=13.234</b> <b>10/2/2018 08:59:13</b> <i>Overweight. Over GVW.</i></p> <p>4.6 14.1 4.6 4.6 38.3 4.6 4.6 14.5 4.3 4.6 13.3 Feet 22.0 21.8 20.7 23.4 21.1 20.1 20.4 20.4 18.1 17.4 13.8 15.1 kips</p>
	<p><b>Lane-1</b> [36934] <b>Class-13 44mph</b> <b>151.1kips</b> <b>ESAL=7.393</b> <b>10/8/2018 16:51:22</b> <i>Overweight. Over GVW.</i></p> <p>4.5 4.5 4.5 34.9 4.4 4.6 15.6 Feet 22.3 19.4 17.1 21.4 18.0 18.6 19.3 15.1 kips</p>
	<p><b>Lane-1</b> [46520] <b>Class-13 30mph</b> <b>183.9kips</b> <b>ESAL=8.993</b> <b>10/12/2018 11:24:51</b></p> <p>5.1 4.6 4.5 17.6 5.4 7.9 5.4 10.5 5.5 Feet 15.0 17.0 16.8 15.3 21.3 21.9 24.9 20.2 16.5 15.2 kips</p>
	<p><b>Lane-1</b> [3888] <b>Class-13 31mph</b> <b>169.8kips</b> <b>ESAL=8.640</b> <b>10/18/2018 19:30:43</b></p> <p>4.6 4.3 16.1 5.4 7.8 5.4 10.5 5.4 Feet 20.4 17.6 10.1 23.8 21.9 21.0 18.6 19.2 17.3 kips</p>
	<p><b>Lane-1</b> [1565] <b>Class-13 30mph</b> <b>177.2kips</b> <b>ESAL=5.480</b> <b>10/25/2018 09:58:40</b> <i>Overweight. Over GVW.</i></p> <p>4.8 14.5 4.8 4.8 36.8 4.8 4.7 11.0 4.5 4.6 14.1 Feet 11.8 11.7 19.7 19.8 19.1 14.4 14.2 14.0 11.1 11.5 14.6 15.4 kips</p>
	<p><b>Lane-1</b> [28504] <b>Class-13 30mph</b> <b>160.2kips</b> <b>ESAL=9.702</b> <b>10/26/2018 14:44:11</b> <i>Overweight. Over GVW.</i></p> <p>5.0 14.2 4.6 4.6 36.5 4.5 4.5 15.8 Feet 13.9 14.5 15.5 16.4 16.6 27.0 25.4 16.8 14.1 kips</p>